



UNIT 1: ALPHABET

Guided Phonics + Beyond LAUNCH



©Tara West Little Minds at Work



A NOTE FROM TARA WEST

These routines are aligned to the Guided Phonics + Beyond Curriculum. The Guided Phonics + Beyond Curriculum was written with special detail to every lesson and every included component. The curriculum was designed to include the best practices for the Science of Reading. These aligned routines will offer teachers using the Guided Phonics + Beyond Curriculum, an aligned component to use **LAUNCH** students during the small-group block, whole-group instruction, or intervention groups. However, it should be noted that a teacher does not need to follow the Guided Phonics + Beyond Curriculum with fidelity in order to use these routines. This unit of routines covers the Alphabet and Sounds Unit 1 of the Guided Phonics + Beyond Curriculum. Unit 1 is designed to give students a solid foundation in: letter sounds and letter names. Students will progress through the letters in ABC order for a simple and natural introduction of the alphabet. Within this unit you will find a detailed scope and sequence in which the routines follow. Each routine is noted with the Guided Phonics + Beyond Curriculum lesson number it pairs with. The routines are designed to be teacher-led as to offer direct support for students. All routines include a matching instructional card to follow. The routines vary from hands-on and engaging to oral drills. The unit also includes printables and centers. These printables and centers can be used for whole-group instruction, morning work, early finishers, for your small-group instruction, and of course for independent literacy centers.

The ideas and practices for Science of Reading is amazing for teachers and of course students. The research and best practices are ever changing. If you feel there is best practice, I should implement within the Guided Phonics + Beyond Curriculum you can let me know by emailing [HERE](#).

OVERVIEW VIDEO

Click [HERE](#) to view a detailed overview video of the unit.

PRINTING TIPS

Click [HERE](#) to view a detailed printing tips video. Be sure to download, open, and print from [Adobe Reader](#).

MATERIALS LIST

View my Amazon shop [HERE](#) (click Amazon Shop at the top) for a visual shopping list of the teaching accessories and organization you see in this packet.

CONTACT WITH ME

I would love to connect with you! Find me here:


[Email](#)
[Website](#)
[Instagram](#)
[Facebook](#)
[Facebook Group](#)
[Teachers Pay Teachers](#)

BULLET POINT COMPONENTS

- ☐ detailed scope and sequence
- ☐ detailed visual overview
- ☐ 20 aligned routines
- ☐ 20 routines instructional cards
- ☐ organizational labels
- ☐ print tips video

INCLUDED ROUTINES


1. Discriminate the Sound Task Cards
2. Handwriting Mats
3. Writing Strokes Mats
4. Sound Wheels
5. Tall, Fall, Small Letter Sort Mat
6. Auditory Drills
7. Listening Drills
8. Phonological Awareness Drills
9. Dictation Drills
10. Blending Drills
11. Discrimination Letter Mats
12. Letter Sound Strips
13. Letter Sound Magnet Cards
14. Beginning Sound Identification Cards
15. Letter Name Drill Sheets
16. Letter Sound Drill Sheets
17. Alphabet Fluency Drills
18. True or False Sound Mats
19. Engaging Center Mats
20. Engaging Printables





CLICKABLE CONTENTS

<u>LAUNCH Overview</u>	<u>Visual LAUNCH Overview</u>	<u>Scope and Sequence</u>	<u>Organization Labels</u>	<u>LAUNCH Routine Cards</u>
<u>Routine 1: Discriminate the Sound Task Cards</u>	<u>Routine 2: Handwriting Mats</u>	<u>Routine 3: Writing Strokes Mats</u>	<u>Routine 4: Sound Wheels</u>	<u>Routine 5: Tall, Fall, Small Letter Sort Mat</u>
<u>Routine 6: Auditory Drills</u>	<u>Routine 7: Listening Drills</u>	<u>Routine 8: Phonological Awareness Drills</u>	<u>Routine 9: Dictation Drills</u>	<u>Routine 10: Blending Drills</u>
<u>Routine 11: Discrimination Letter Mats</u>	<u>Routine 12: Letter Sound Strips</u>	<u>Routine 13: Letter Sound Magnet Cards</u>	<u>Routine 14: Beginning Sound ID Cards</u>	<u>Routine 15: Letter Name Drill Sheets</u>
<u>Routine 16: Letter Sound Drill Sheets</u>	<u>Routine 17: Alphabet Fluency Drills</u>	<u>Routine 18: True or False Sound Mats</u>	<u>Routine 19: Hands-On and Engaging Centers</u>	<u>Routine 20: Hands-On and Engaging Printables</u>




INCLUDED COMPONENTS

Routine 1: Discriminate the Sound Task Cards



Routine 2: Handwriting Mats



Routine 3: Writing Strokes Mats



Routine 4: Sound Wheels



Routine 5: Tall, Fall, Small Letter Sort Mat



Routine 6: Auditory Drills



Routine 7: Listening Drills



Routine 8: Phonological Awareness Drills



Routine 9: Dictation Drills



Routine 10: Blending Drills



Routine 11: Letter Mats Discrimination



Routine 12: Letter Sound Strips



Routine 13: Letter Sound Magnet Cards



Routine 14: Beginning Sound ID Cards



Routine 15: Letter Name Drill Sheets



Routine 16: Letter Sound Drill Mats



Routine 17: Alphabet Fluency Drills



Routine 18: Letter Sound True or False



Routine 19: Hands-On + Engaging Printables



Routine 20: Hands-On + Engaging Centers



UNIT 1: Pre-Reader				
Lesson	Skill	Icons	Capital Path of Motion	Lowercase Path of Motion
1	Aa	apple, alligator, astronaut, ax, act	Slant down. Slant down. Across.	Over, around. Down.
2	Bb	bear, bag, baby, bug, balloon	Down. Curve around. Curve around.	Down, up. Curve around.
3	Cc	cat, cake, carrot, camel, castle	Curve around.	Curve around.
4	Dd	duck, dog, deer, donut, dinosaur	Down. Curve around.	Curve around, up. Down.
5	Ee	edge, exit, exercise, Ed, echo	Down. Across. Across. Across.	Across. Curve around.
6	Ff	fish, fan, fire, feet, feather	Down. Across. Across.	Curve around. Down. Across.
7	Gg	goat, game, gate, guitar, gas	Curve around. Up. Across.	Curve around. Up. Down, curve.
8	Hh	hammer, house, heart, horse, hat	Down. Down. Across.	Down, up. Curve, around. Down.
9	Ii	itch, igloo, insect, iguana, invitation	Down. Across. Across.	Down. Dot.
10	Jj	juggle, jam, jeep, jaguar, jellyfish	Down. Curve up. Across.	Down. Curve up. Dot.
11	Kk	key, king, kite, kangaroo, koala	Down. Slant in. Slant out.	Down. Slant in. Slant out.
12	Ll	lion, lamp, leaf, ladybug, ladder	Down. Across.	Down.
13	Mm	monkey, moon, mouse, map, milk	Down. Slant down. Slant Up. Down.	Down, up. Curve around. Curve around. Down.
14	Nn	nest, net, nail, nose, nurse	Down. Slant down. Up.	Down, up. Curve around. Down.
15	Oo	octopus, ox, otter, ostrich, office	Curve around. Close.	Curve around. Close.
16	Pp	pig, paint, popcorn, pizza, pumpkin	Down, up. Curve around.	Down, up. Curve around.
17	Qq	queen, quilt, question, quarter, quiet	Curve around. Close. Slant out.	Curve around. Down. Curve up.
18	Rr	rainbow, ring, rose, robot, rabbit	Down. Curve around. Slant out.	Down, up. Curve.
19	Ss	sun, seal, soup, sandwich, scissors	Curve around. Curve around.	Curve around. Curve around
20	Tt	turtle, turkey, taco, tiger, table	Down. Across.	Down. Across.
21	Uu	up, under, upset, umbrella, umpire	Curve down and up.	Down. Curve up. Down.
22	Vv	violin, vest, van, vacuum, volcano	Slant down. Slant up.	Slant down. Slant up.
23	Ww	wave, water, window, wagon, walrus	Slant down. Slant up. Slant down. Slant up.	Slant down. Slant up. Slant down. Slant up.
24	Xx	box, mix, fix, six, wax	Slant down. Slant down.	Slant down. Slant down.
25	Yy	yarn, yawn, yogurt, yo-yo, yellow	Slant down. Slant down. Down.	Slant down. Slant down.
	Zz	zebra, zipper, zero, zero, zig-zag	Across. Slant down. Across.	Across. Slant down. Across.




Guided Phonics + Beyond LAUNCH




Guided Phonics + Beyond LAUNCH

Guided Phonics + Beyond




LAUNCH

Guided Phonics + Beyond



LAUNCH

Guided Phonics + Beyond



LAUNCH



Guided Phonics + Beyond

**Discriminate the
Sound Task Cards**



Guided Phonics + Beyond

**Writing Strokes
Mats**



Guided Phonics + Beyond

**Tall, Small, Fall
Letter Sort Mat**



Guided Phonics + Beyond

Listening Drills



Guided Phonics + Beyond

Handwriting Mats



Guided Phonics + Beyond

Sound Wheels



Guided Phonics + Beyond

Auditory Drills



Guided Phonics + Beyond

**Phonological
Awareness Drills**



Guided Phonics + Beyond

Dictation Drills



Guided Phonics + Beyond

**Discrimination
Letter Mats**



Guided Phonics + Beyond

**Letter Sound
Magnet Cards**



Guided Phonics + Beyond

**Letter Name
Drill Sheets**



Guided Phonics + Beyond

Blending Drills



Guided Phonics + Beyond

Letter Sound Strips



Guided Phonics + Beyond

**Beginning Sound
Identification Cards**



Guided Phonics + Beyond

**Letter Sound
Drill Sheets**



Guided Phonics + Beyond

**Alphabet
Fluency Drills**



Guided Phonics + Beyond

**Hands-On and
Engaging Centers**



Guided Phonics + Beyond

**Letter Sound True
or False Mats**




Guided Phonics + Beyond

**Hands-On and
Engaging Printables**

UNIT 1: ALPHABET

Guided Phonics + Beyond

LAUNCH ROUTINES



©Tara West Little Minds at Work

ACTIVITY 1



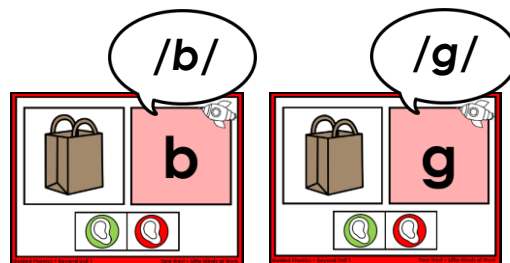
Overview:

Discriminate the Sound Task Cards provides students a way to discriminate for beginning or final sounds in a word. The task cards allow students a chance to show mastery in not only sounds but also the letter.


Implementation:

Students state the sound icon image name. They will then look at the letter on the card and determine if they heard that sound at the beginning or the ending of the word.

In Practice:




Material:



LAUNCH

ACTIVITY 2




Overview:

Handwriting Mats provide students a scaffolded approach to learning proper handwriting for each letter. Differentiation is built into the mat itself. Teachers also can choose to the varying styles to match student needs.

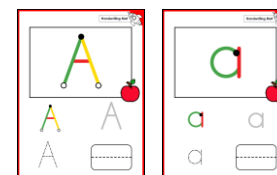
Implementation:

Students will trace the green, yellow, red handwriting path of motion along the top of the mat. Students will then continue to practice the handwriting in 4 differentiated steps.

In Practice:



Material:



LAUNCH

ACTIVITY 3



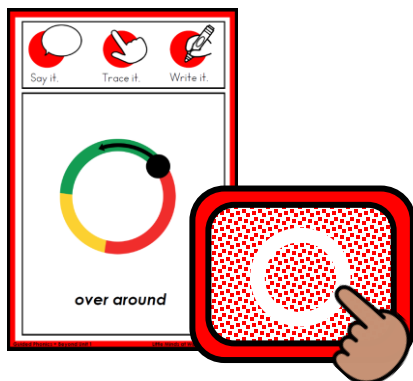
Overview:

Writing Strokes Mats provide students a way to practice the foundational writing strokes. Writing strokes are a necessary step to help students understand how letters are properly formed.

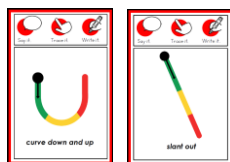
Implementation:

Students will trace the writing stroke and chant the matching path of motion. Students will then trace or write the stroke on paper or a sensory surface like a sand tray.

In Practice:



Material:



LAUNCH

ACTIVITY 4




Overview:

Sound Wheels provide students a hands-on and engaging way to practice sound-to-sound work or sound-focused practice. Students will show auditory mastery in listening for common beginning sounds.


Implementation:

Students state the main sound icon found in the middle of the wheel. They will then state each word along the side to determine which have the same beginning sound. They will clip those.

In Practice:

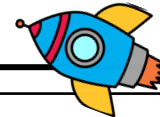


Material:



LAUNCH

ACTIVITY 5



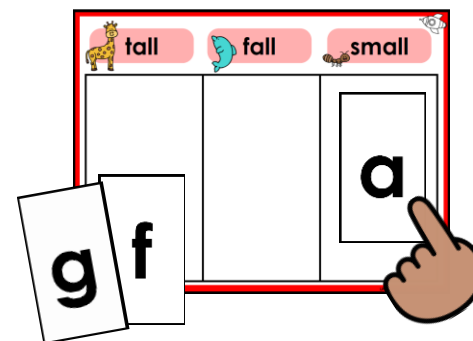
Overview:

Tall, Fall, Small Letter Sort Mat provides students a hands-on experience of sorting letters by their visual appearance. Students will use the icons along the top of the mat to assist them in sorting the letters.

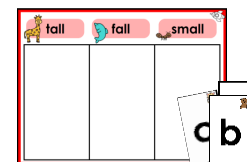
Implementation:

Students grab a letter, study its visual appearance and then sort it onto the mat. This activity can be placed into an independent literacy center or used as a table-top activity in small groups.

In Practice:



Material:



LAUNCH

ACTIVITY 6



Overview:

Auditory Drills provide students a modified approach to dictation. In these routines, students will listen for the given sound. They will then cover the corresponding sound on the auditory drills mat.

Implementation:

Students will need their own auditory drills letter mat and a manipulative of choice. You will give them a sound orally. They will need to process the sound and cover it on the mat.

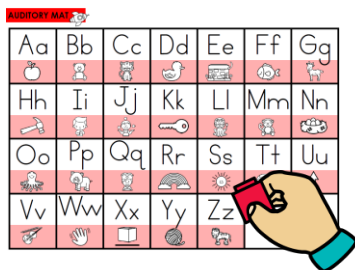
In Practice:

"I will state a sound. You will repeat the sound and tap the matching letter on your mat."


/b/

/f/

/y/




Material:



LAUNCH

ACTIVITY 7



Overview:

Listening Drills provide early learners another opportunity to listen and respond. These drills integrate both social and learning tasks.

Implementation:


Students listen to the oral tasks given by their teacher. Students will then respond accordingly to the task.

In Practice:

"Shrug your shoulders."
"State the beginning sound in the word apple."

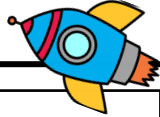


Material:



LAUNCH

ACTIVITY 8



Overview:

Phonological Awareness is essential for early reading success in students. Students will use a solid base in phonological awareness (spoken words) and apply it to written words (encoding, decoding, and writing).

Implementation:

Students will listen as the educator guides them through the phonological awareness routine cards. One card per session is best practice. Students will generate corresponding responses.

In Practice:

"I will state a set of words. Listen for the two words that rhyme."


cat, cap, rat

"cat"

"rat"

"/k/ /at/ and /r/ /at/ rhyme."

Material:



LAUNCH

ACTIVITY 9



Overview:

Dictation Drills provide students the opportunity to move from sound to print in a guided and scaffolded approach. Students will listen to oral directions as they write single sounds with the matching letter.

Implementation:

Students will listen closely as they are told single sounds to write. They will process the orally given sound and write the matching letter on their dictation sheet or a whiteboard.

In Practice:

“/a/, /d/, /u/”


“/z/, /p/, /n/”

“/t/, /ks/, /f/”

“/k/, /s/, /i/”

Name: _____ Dictation Practice		
a	d	u
z	p	n
t	x	f
k	s	i

Material:



LAUNCH

ACTIVITY 10



Overview:

Blending Drills provide students with additional practice in blending sounds orally. The teacher will state the three individual sounds. Students will need to repeat the individual sounds before they blend them back together.

Implementation:

Students will listen to the sounds given. They will then repeat the sounds and blend them together. Add in actions or hand motions to assist students with a multimodal approach.

In Practice:





“/s/, /a/, /t/”




“/s/, /a/, /t/”
“sat”

Material:



LAUNCH

ACTIVITY 11




Overview:

Letter Discrimination Sort Mats provide students a hands-on and engaging way to fold in letter work and handwriting with sound discrimination. Students will write the matching letter for each sound icon and sort it.


Implementation:

Students will grab a picture card, state the matching beginning sound, write the sound, and sort the picture card to the coordinating sound mat.

In Practice:



Material:



LAUNCH

ACTIVITY 12



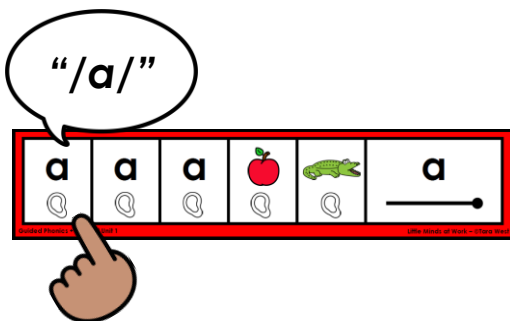
Overview:

Letter Sound Strips provide students an opportunity to work on letter sound knowledge. Students will use the ear icon and produce the matching letter sound or sound icon. Students will also produce the matching letter name.

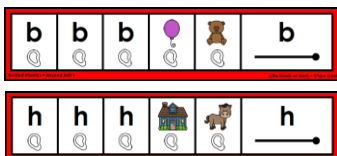
Implementation:

Students read through the letter sound strips producing the sound, sound icons, and ultimately the letter name.

In Practice:




Material:



LAUNCH

ACTIVITY 13



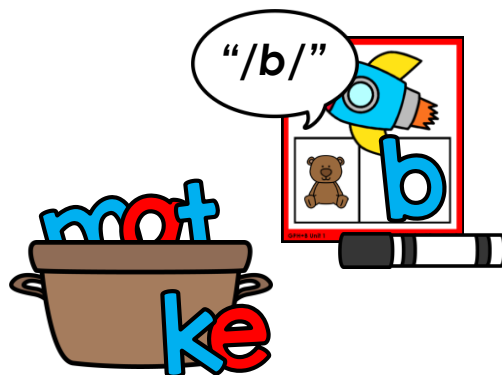
Overview:

Letter Sounds Magnet Cards provide students with an engaging and hands-on way to practice letter sound knowledge. Students will produce the matching letter sound and letter name.


Implementation:

Students will state the sound icon, listen for the beginning sound, and matching the sound to the correlating letter. Students can use magnets or a dry-erase marker to produce the letter.

In Practice:

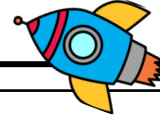


Material:



LAUNCH

ACTIVITY 14




Overview:

Beginning Sound Identification Cards provide students with an opportunity to show mastery in beginning sounds. Identifying correct beginning sounds shows that students understand the initial step to encoding words.


Implementation:

Students will state the picture name. Students will pay close attention to the beginning sound. Students will clip or cover the matching beginning sound on the card.

In Practice:



Material:



LAUNCH

ACTIVITY 15



Overview:

Letter Name Drills are an essential component to building fluency in early readers. Students will produce the matching letter names. The mats can be used for multiple readings.

Implementation:

Students will state each letter name. Encourage students to read through the drill sheet more than one time. Add in novelty items to increase student buy-in.

In Practice:

Name: _____ Letter Fluency Sheet

State each letter name (24 words)

a	b	a	a
b	b	a	b
b	a	b	a
a	a	b	b

Guided Practice • Beyond (2017) 1.6.6

"a, b, a, a,"

Material:

Name: _____ Letter Fluency Sheet

State each letter name (24 words)

b	c	b	b
c	c	b	b
b	b	c	b
c	b	c	c

Guided Practice • Beyond (2017) 1.6.6

LAUNCH

ACTIVITY 16



Overview:

Letter Sound Drills are an essential component to building fluency in early readers. Students will produce the matching letter sounds. The mats can be used for multiple readings.

Implementation:

Students will state each beginning sound. Encourage students to read through the drill sheet more than one time. Add in novelty items to increase student buy-in.

In Practice:

Name: _____ Letter Sound Sheet

State each sound (24 words)

teddy bear	fish	box	apple
egg	baby	person	fish
apple	bug	box	axe
teddy bear	person	balloon	box

Guided Practice • Beyond (2017) 1.6.6.1

"/b/, /a/, /b/, /a/,"

Material:

Name: _____ Letter Sound Sheet


State each sound (24 words)

teddy bear	fish	box	apple
egg	baby	person	fish
apple	bug	box	axe
teddy bear	person	balloon	box

Guided Practice • Beyond (2017) 1.6.6.1

LAUNCH

ACTIVITY 17



Overview:

Alphabet Fluency Routines provide students a teacher-guided approach to building fluency in letter names and beginning letter sounds.

Implementation:

Students will study the letter or sound icon. Students will silently think about the letter in their head (if needed.) Finally, students will state the letter. "Look, think, say" will encourage students to build fluency.

In Practice:

Look Think Say

Look: Think: Say:

B

"I thought about the letter in my head, B."

Material:

UNIT 1: ALPHABET
Guided Phonics • Beyond
**ALPHABET
FLUENCY**
Teacher-guided

Look Think Say
A

LAUNCH

ACTIVITY 18




Overview:

Sounds True or False Mats provide students a fun and engaging activity to practice discriminating beginning sounds. Students will need to be able to produce the beginning sound and understand if it matches.


Implementation:

Students will grab a picture card, state the icon, produce the matching beginning sound, and sort it to the corresponding mat.

In Practice:



Material:



LAUNCH

ACTIVITY 19



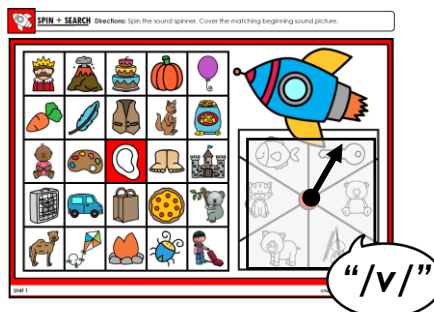
Overview:

Hands-on and Engaging Games provide students an interactive approach to apply the given skills. Students will take directions from the teacher as they spin, cover, trace, search, and clip.

Implementation:

Students will listen as the teacher reads the game's directions. Students will watch as the teacher models how to play the game. The teacher will use an "I do, we do, you do" approach.

In Practice:



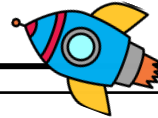
"I landed on violin. I will cover a picture that starts with /v/."

Material:



LAUNCH

ACTIVITY 20




Overview:

Hands-on and Engaging Printables provide students an interactive approach to apply the given skills. Students will take directions from the teacher as they search, color, and draw.


Implementation:

Students will listen as the teacher reads the printable's directions. Students will watch as the teacher models how to complete the printable. The teacher will use an "I do, we do, you do" approach.

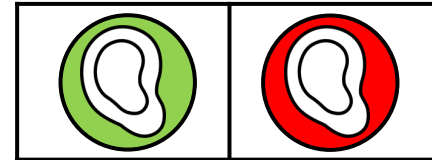
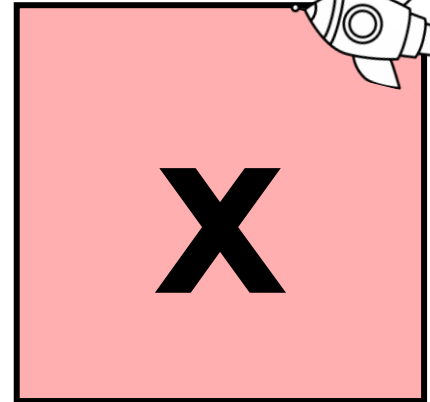

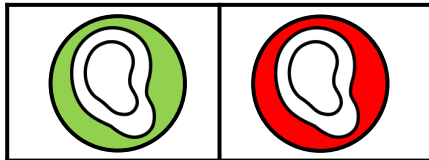
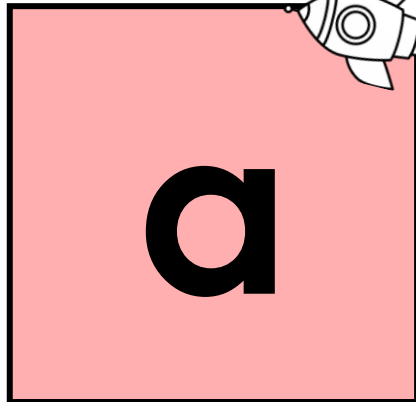

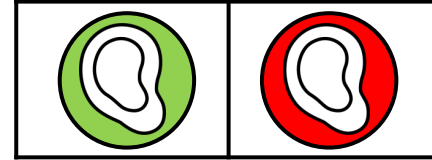


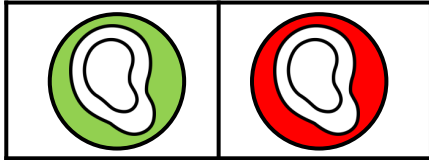
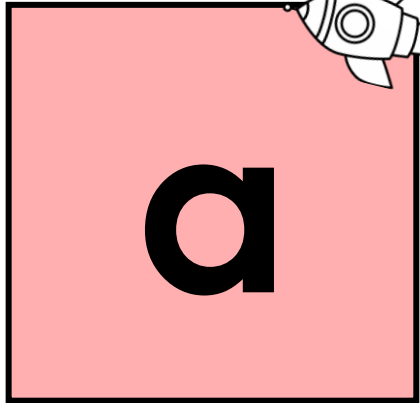

In Practice:

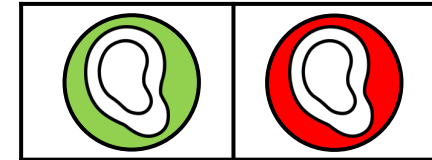
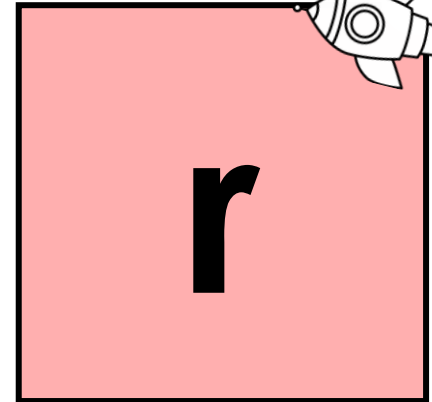

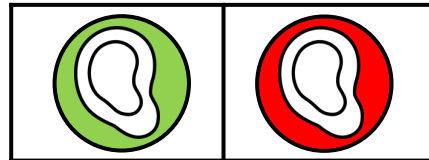
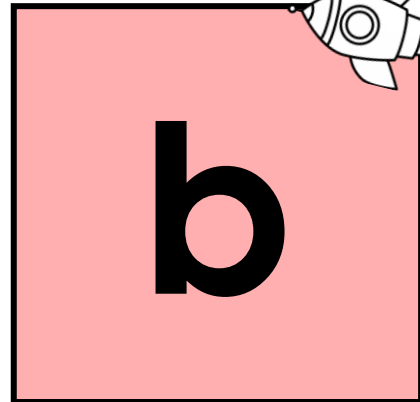

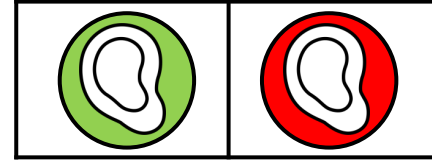
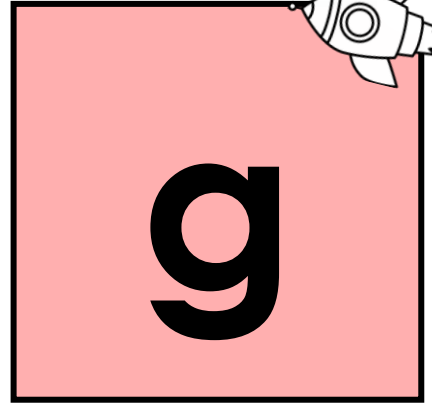

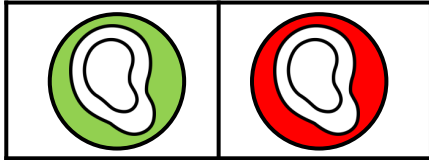




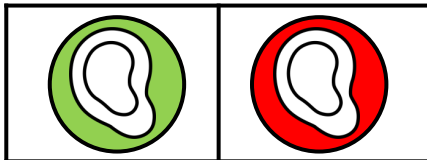
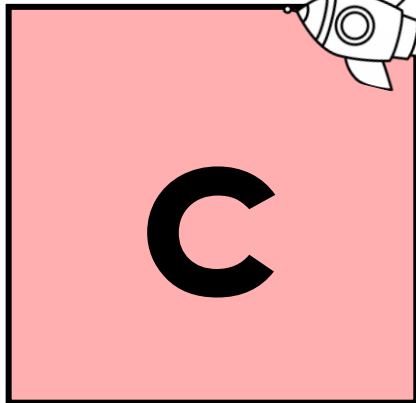

Material:



LAUNCH

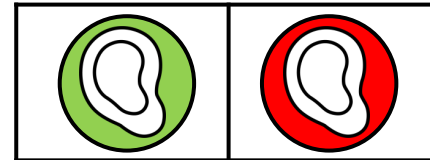
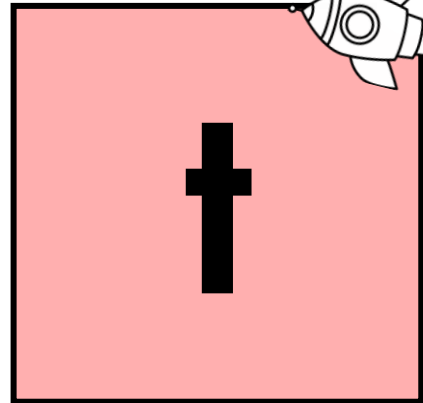







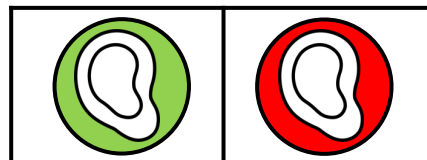
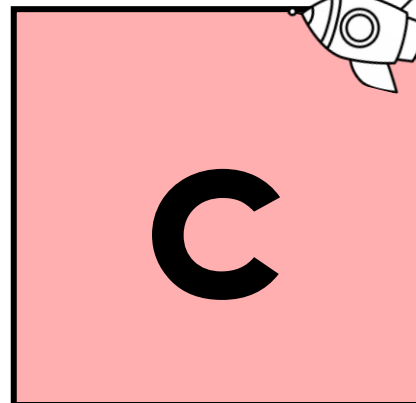

Guided Phonics + Beyond Unit 1

Tara West – Little Minds at Work



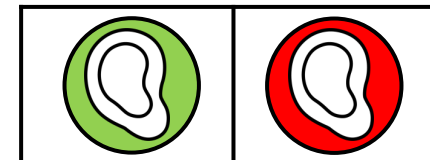
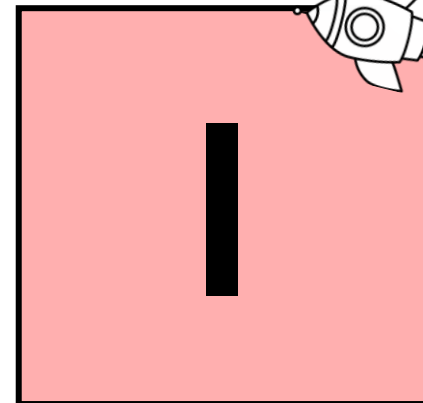

Guided Phonics + Beyond Unit 1

Tara West – Little Minds at Work



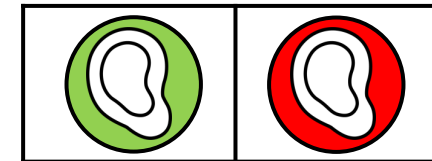
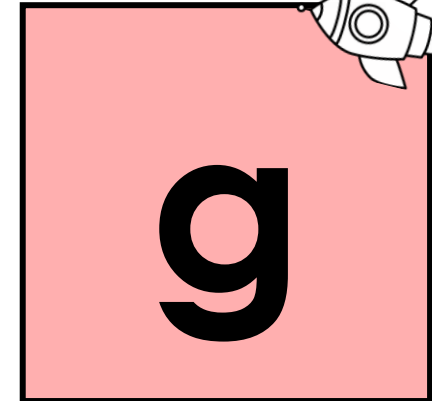

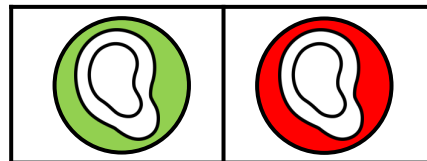
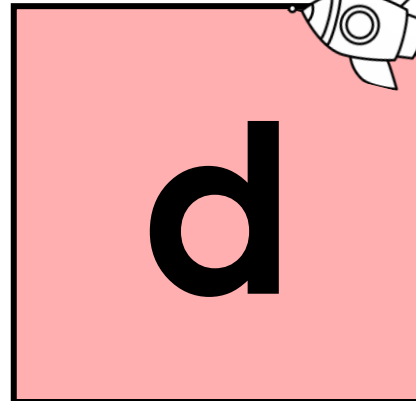

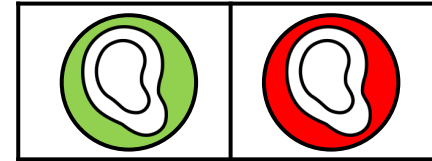
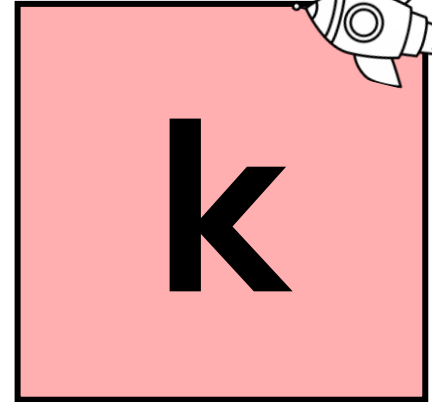

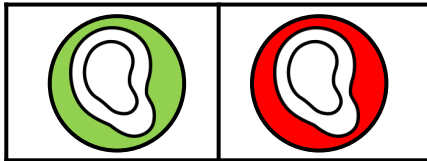
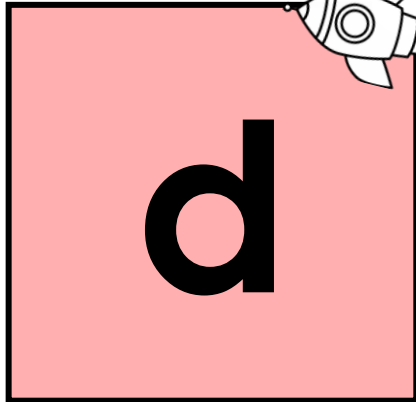

Guided Phonics + Beyond Unit 1


Tara West – Little Minds at Work




Guided Phonics + Beyond Unit 1

Tara West – Little Minds at Work









e




t

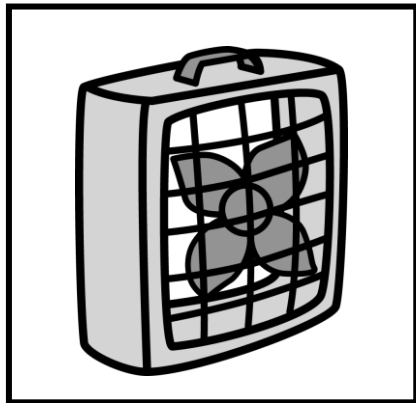


e

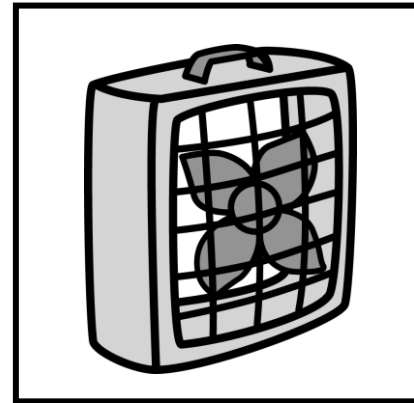
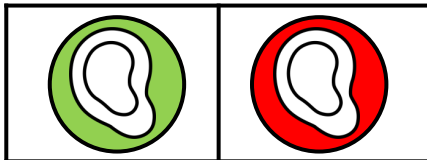


o

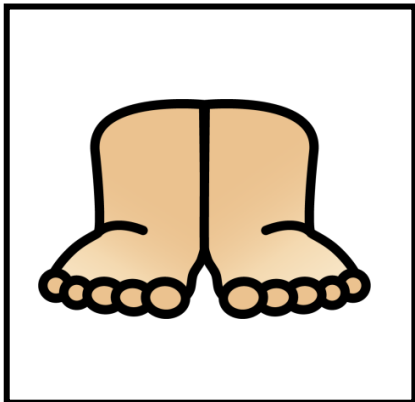
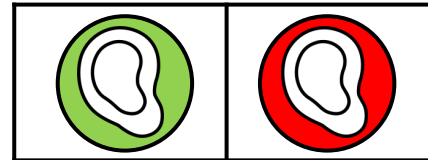




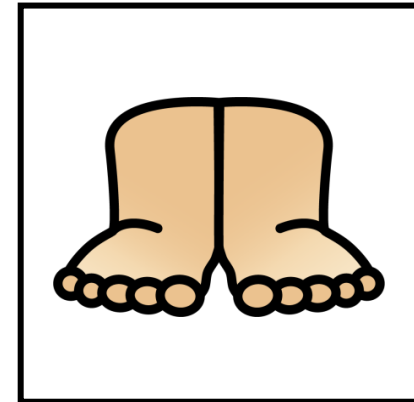
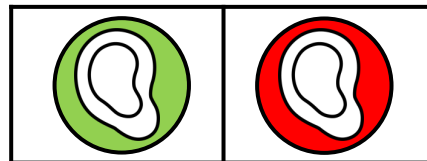
f



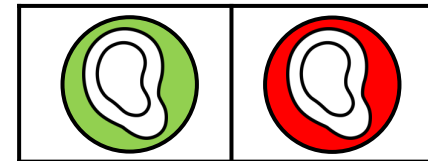
n

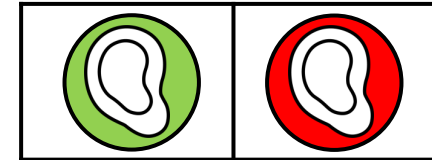
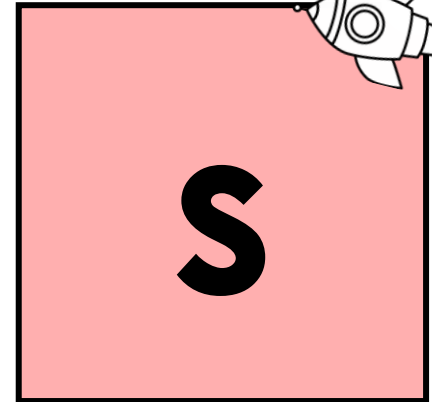
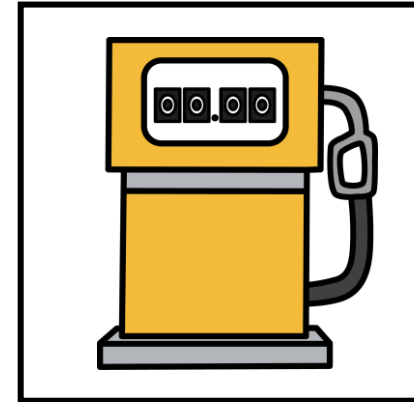
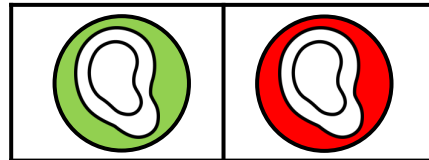
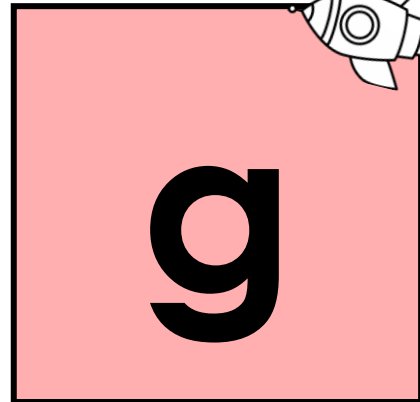
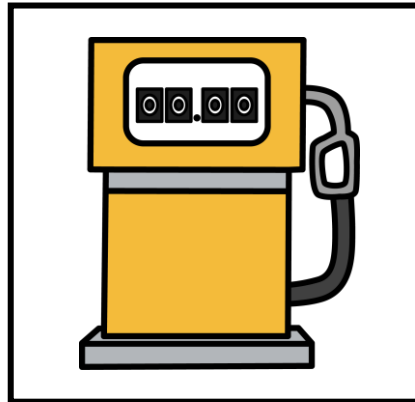
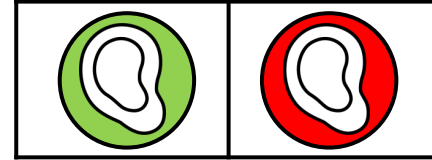


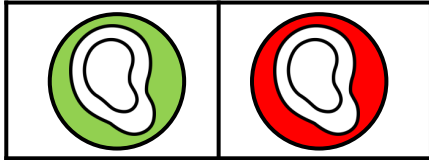
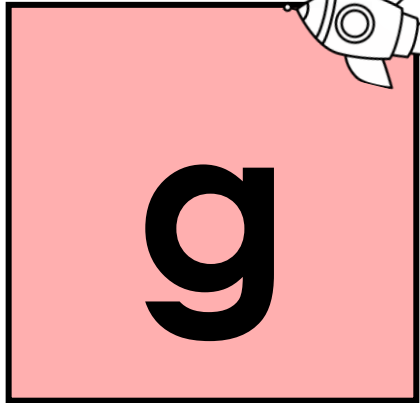



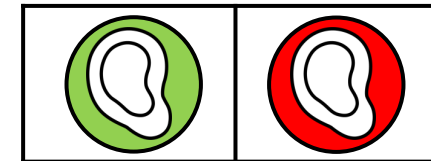
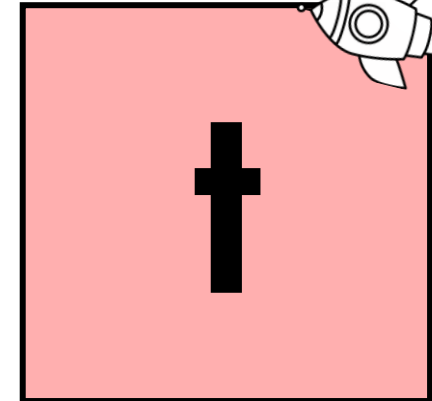

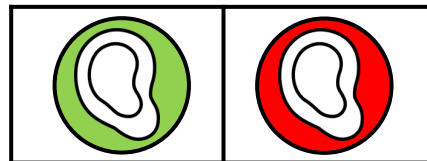
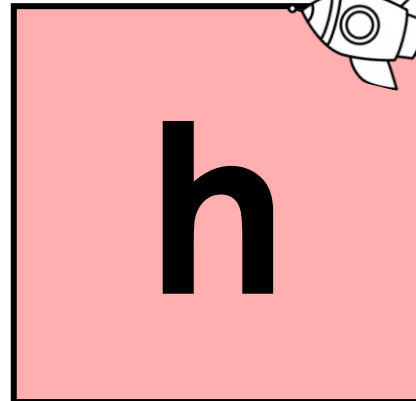

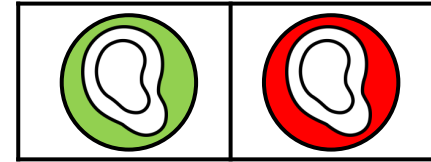
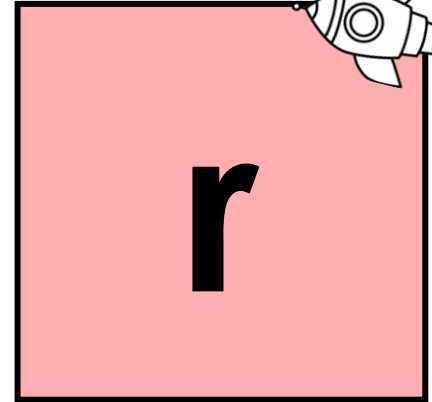

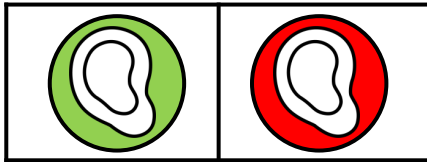
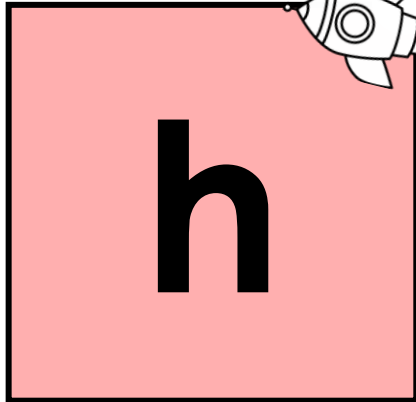

f

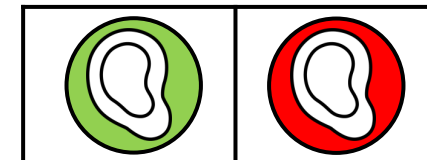
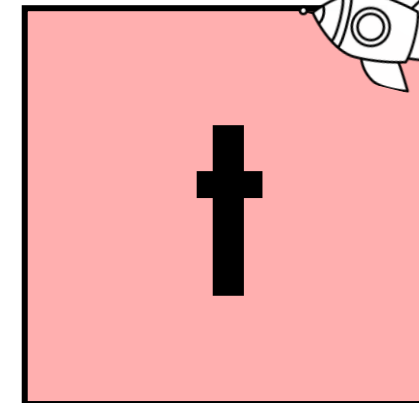
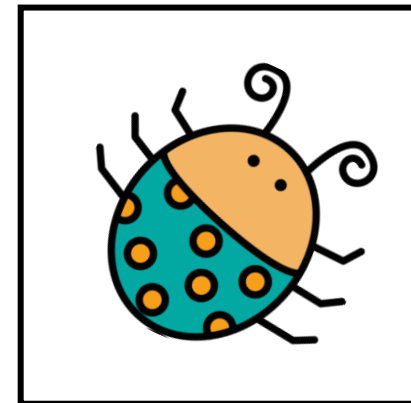
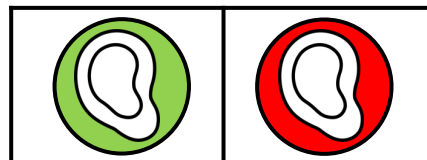
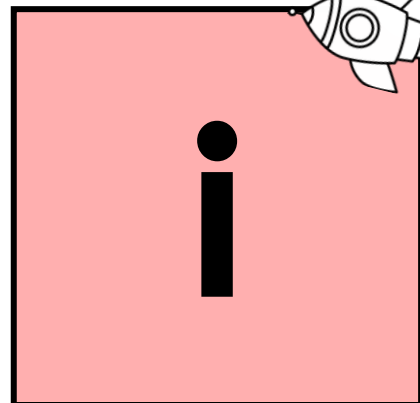

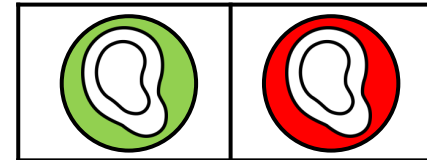
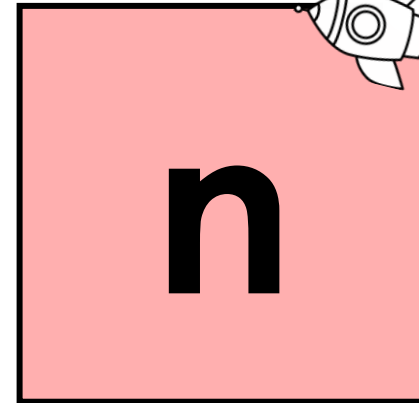

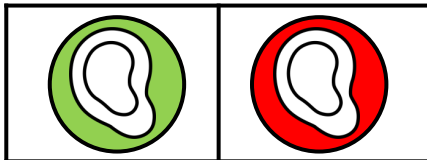
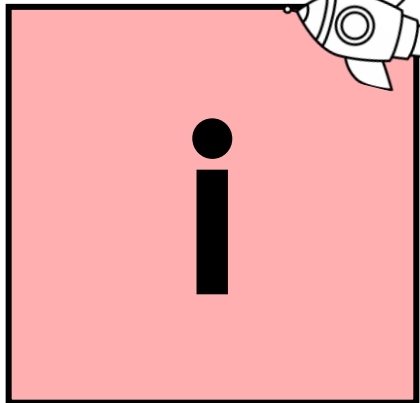



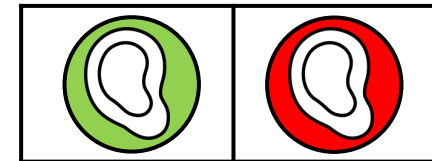


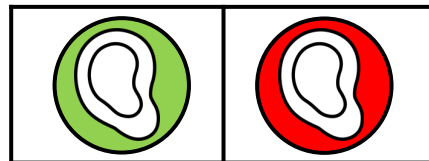


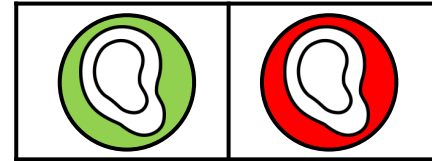
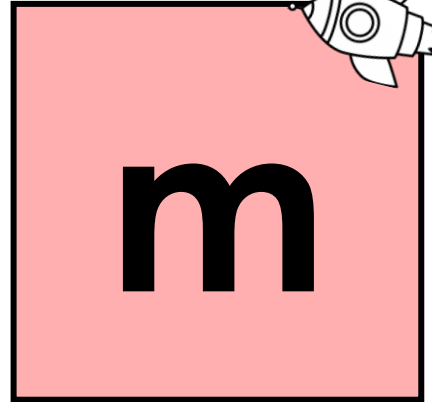

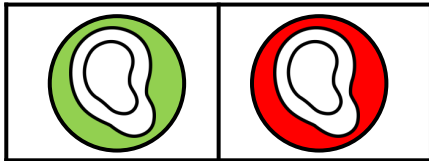


t

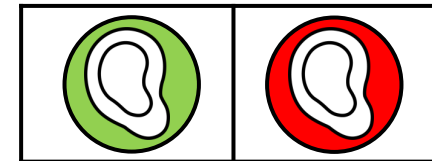
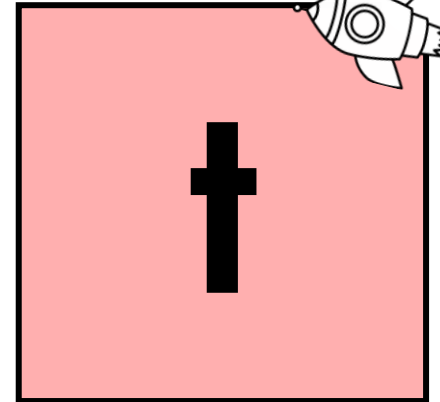

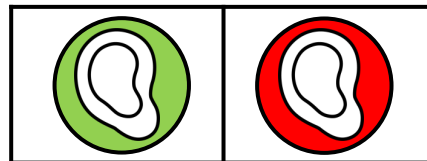
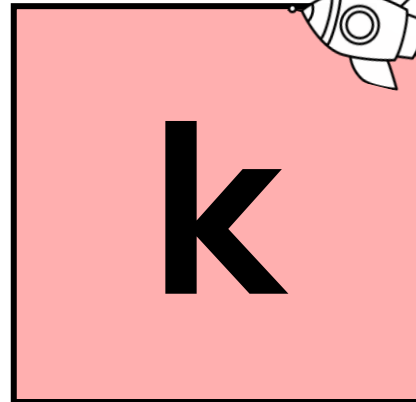

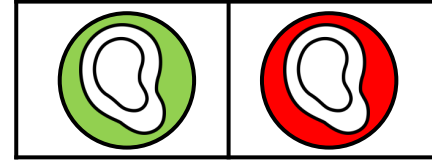


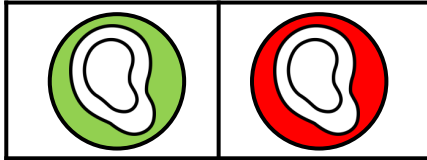
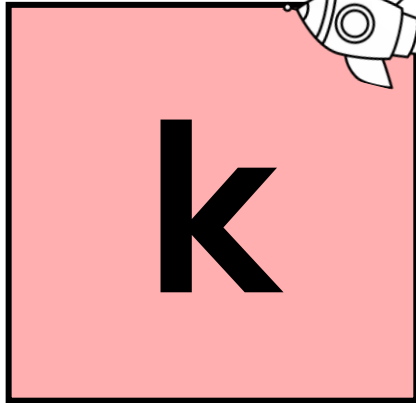


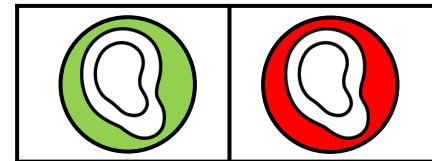


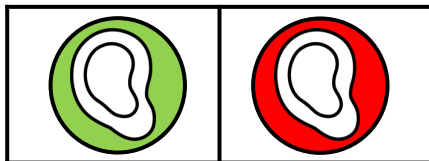
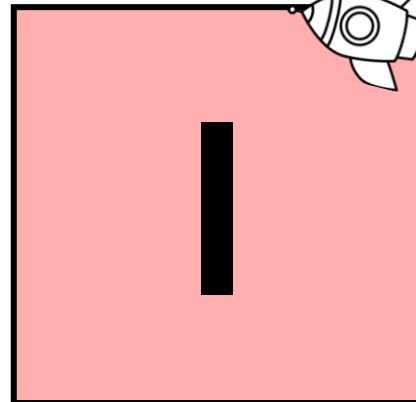

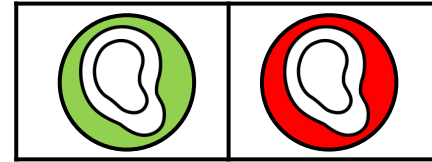


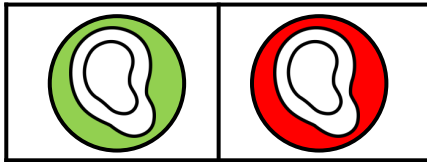
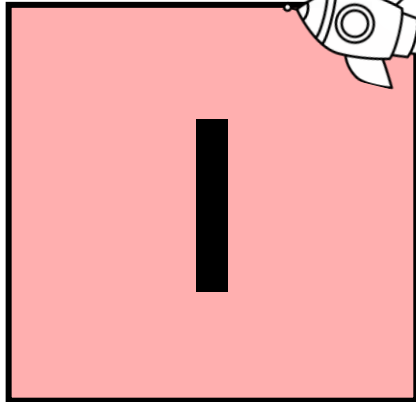



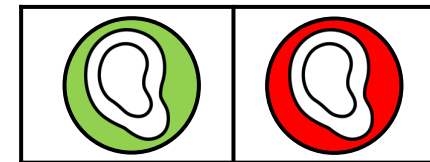

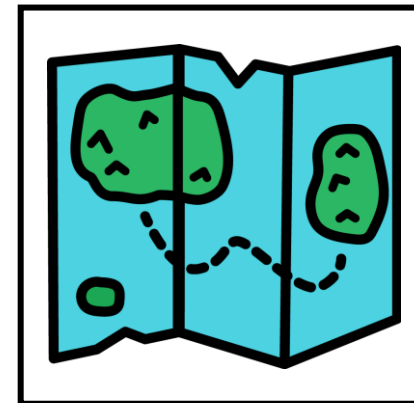
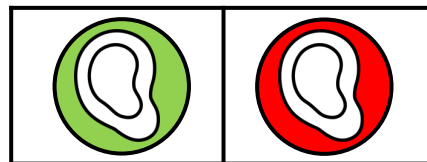
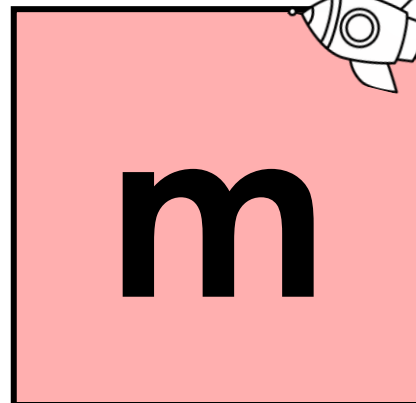
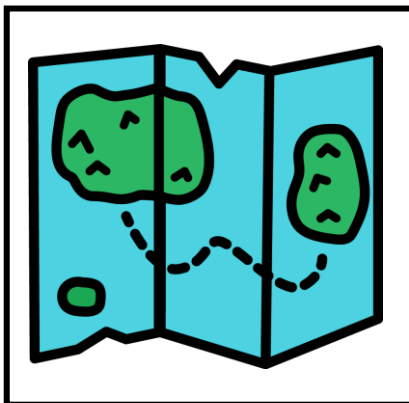
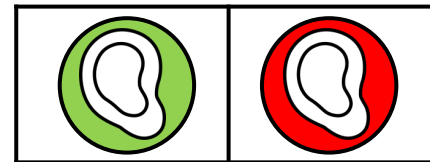
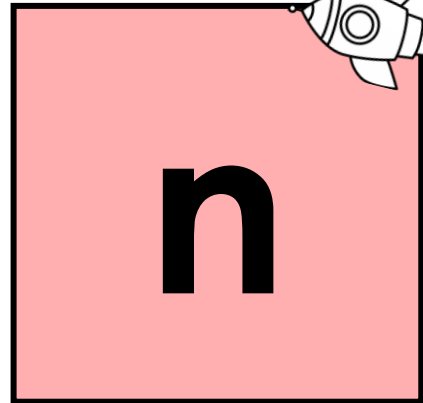

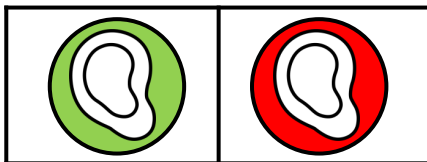
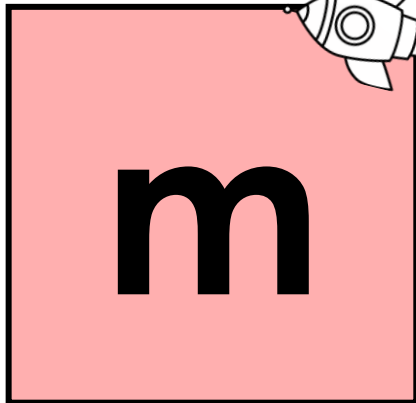



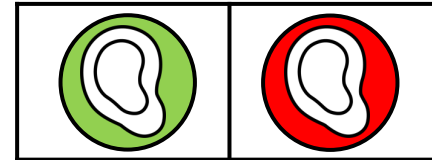
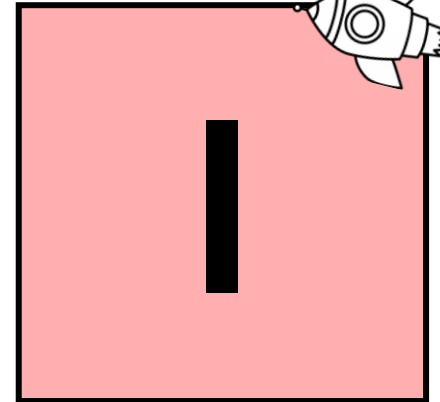

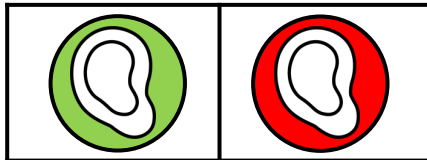
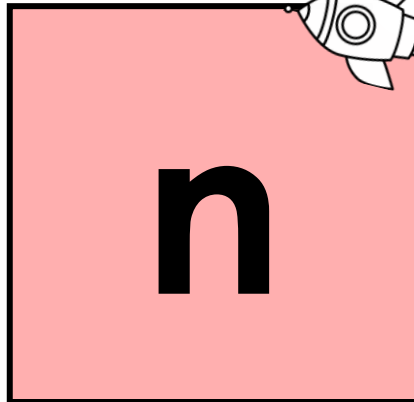

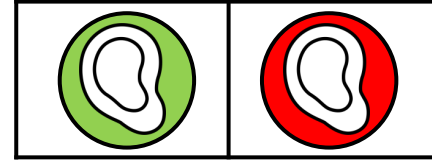


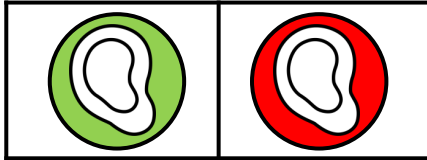
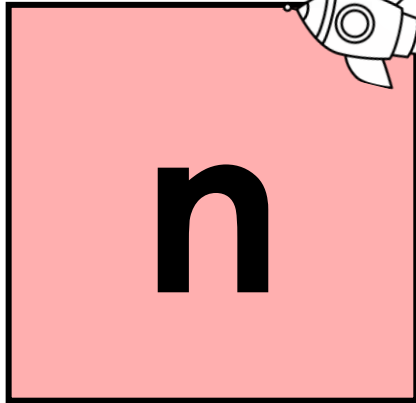



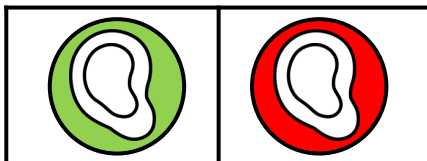
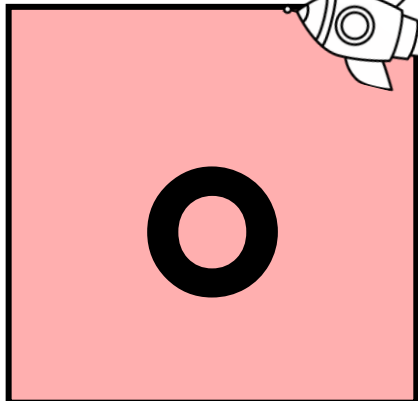







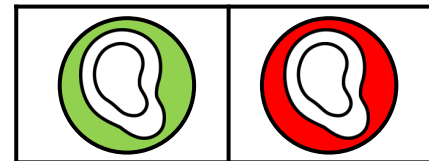
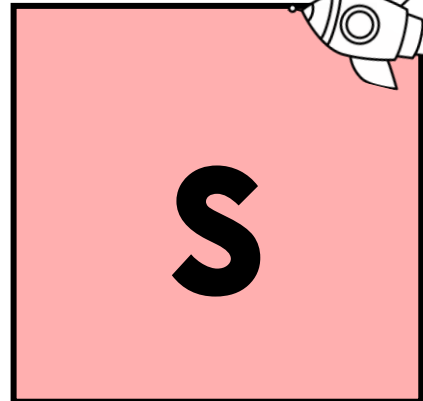







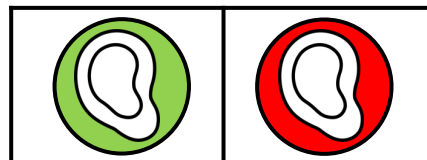
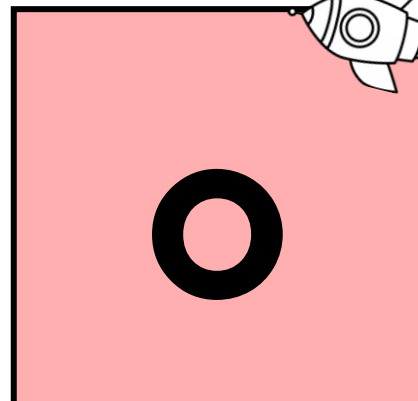

Guided Phonics + Beyond Unit 1

Tara West – Little Minds at Work



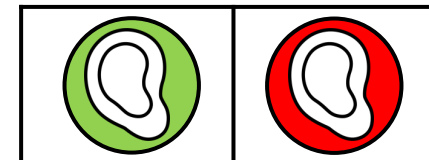
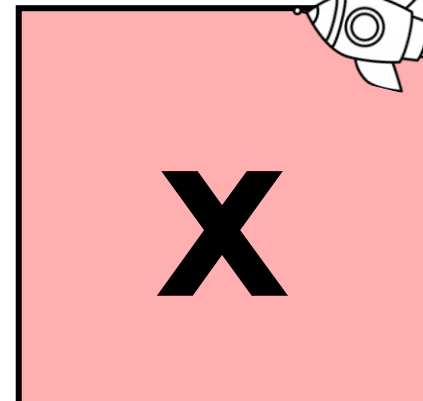

Guided Phonics + Beyond Unit 1

Tara West – Little Minds at Work



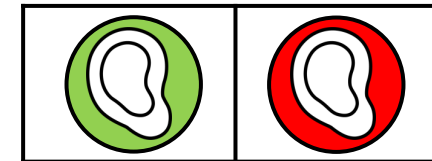
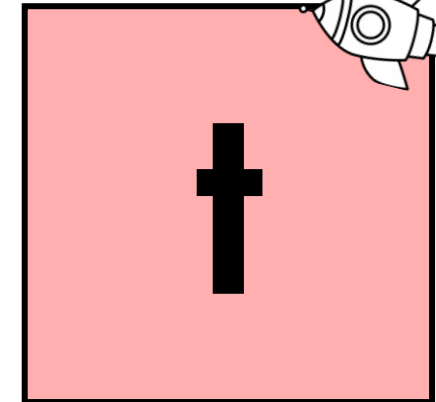

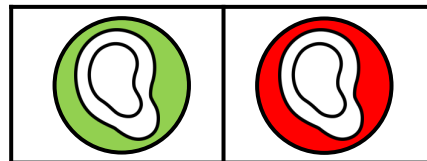


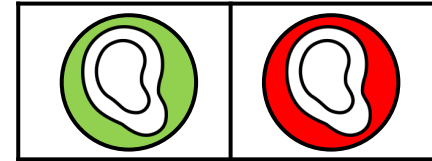
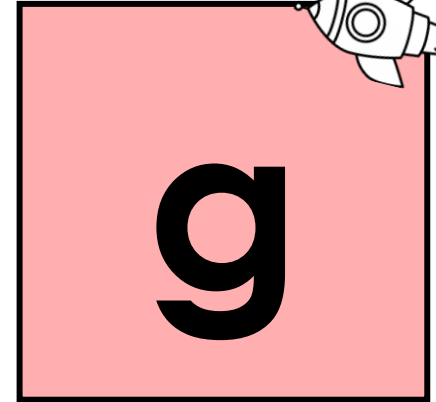

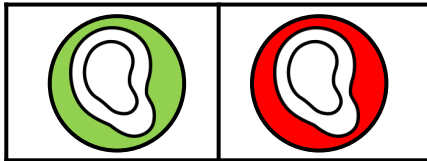


Guided Phonics + Beyond Unit 1

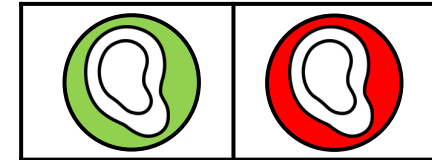
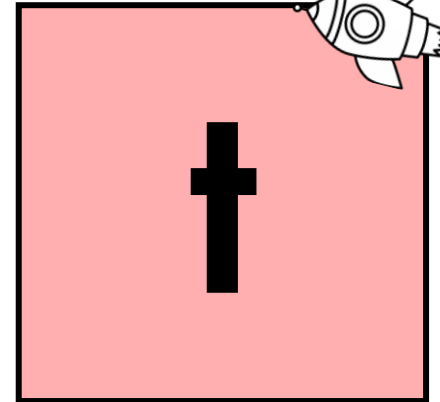
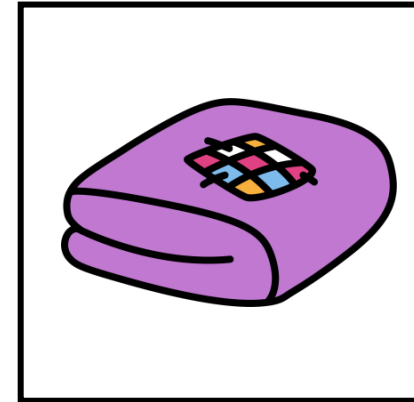
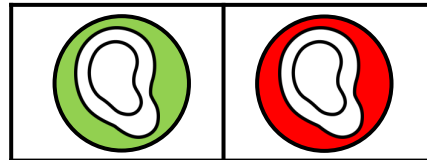
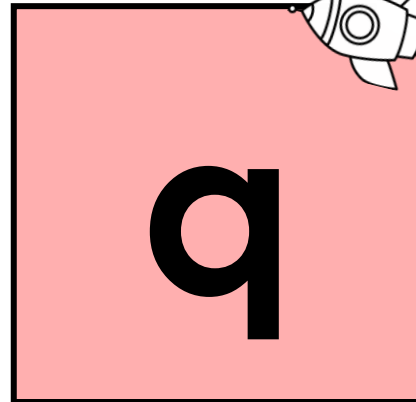
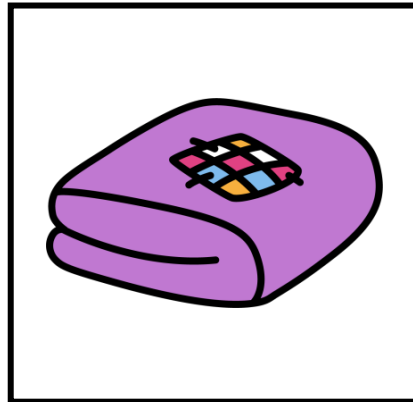
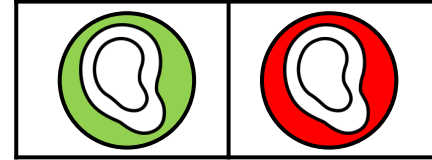


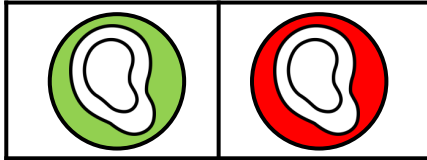
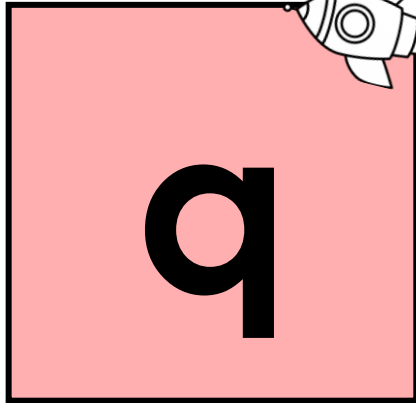
Tara West – Little Minds at Work

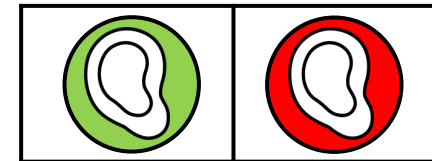
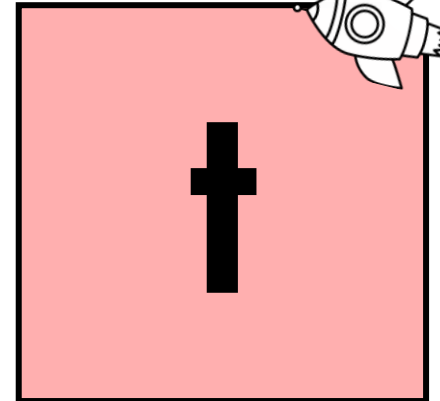

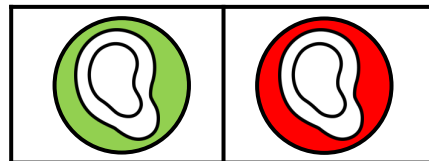
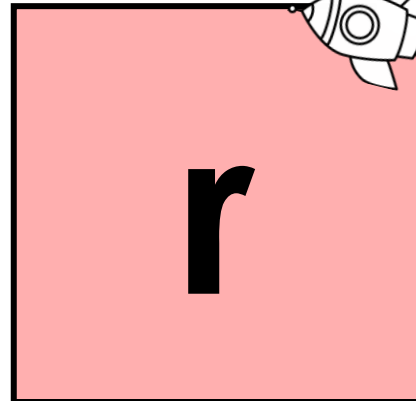

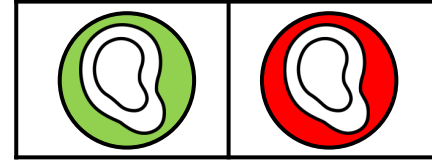


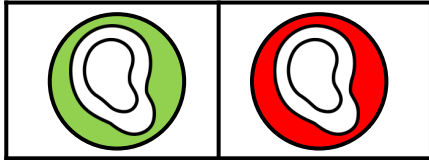
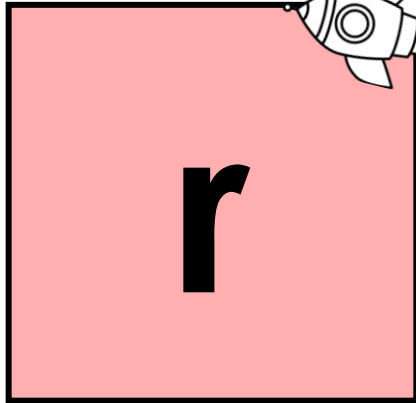



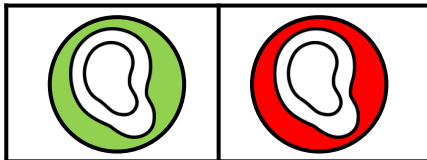
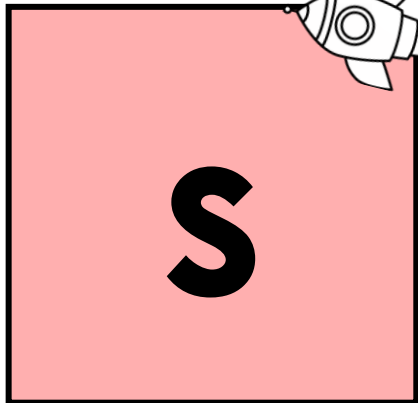

Guided Phonics + Beyond Unit 1

Tara West – Little Minds at Work



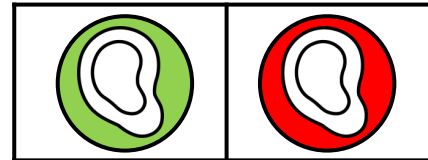
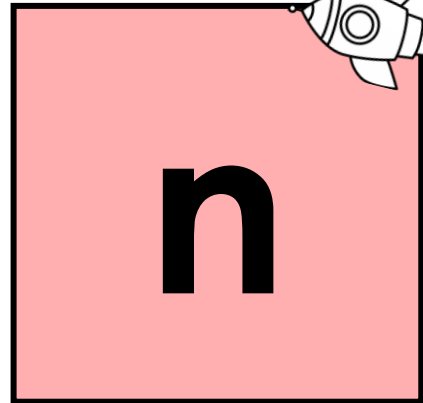







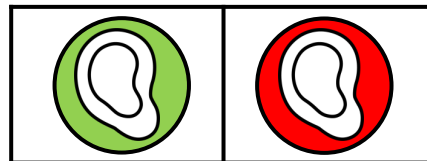
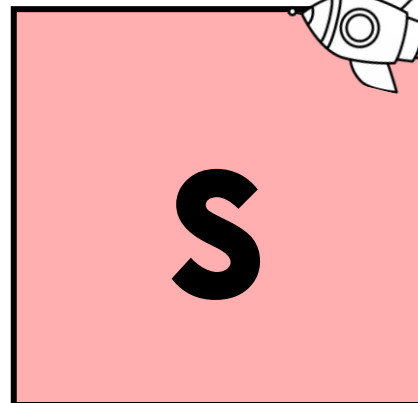

Guided Phonics + Beyond Unit 1

Tara West – Little Minds at Work



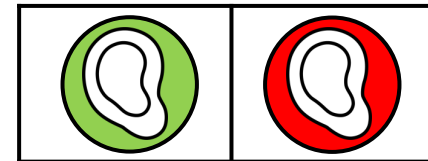
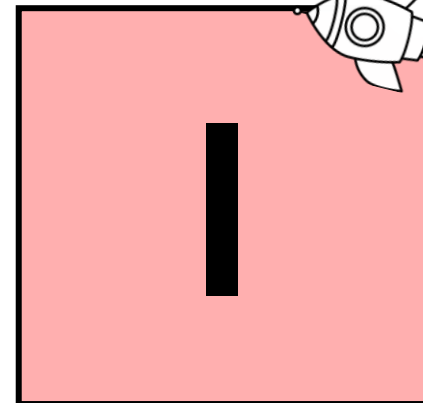

Guided Phonics + Beyond Unit 1

Tara West – Little Minds at Work



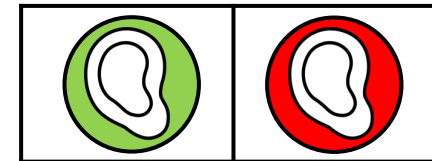
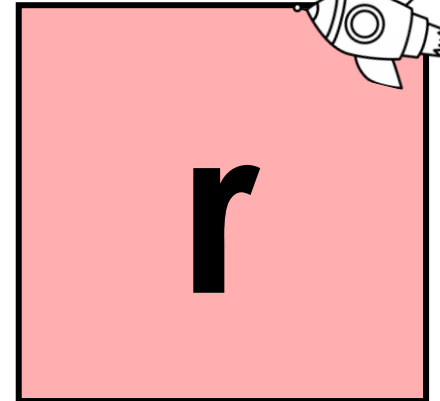

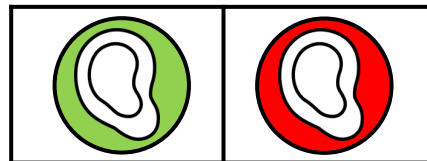
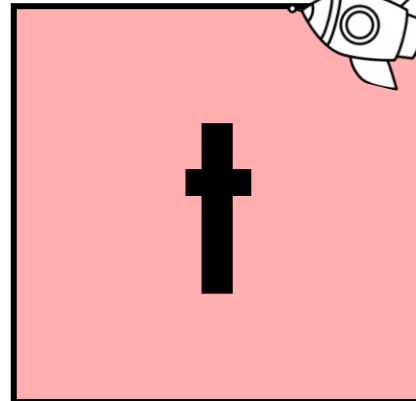

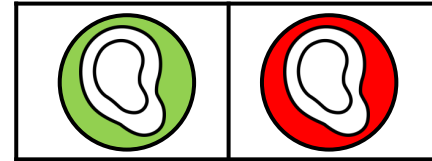


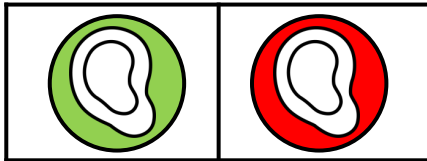
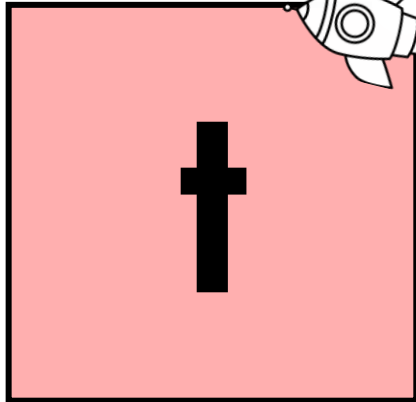

Guided Phonics + Beyond Unit 1

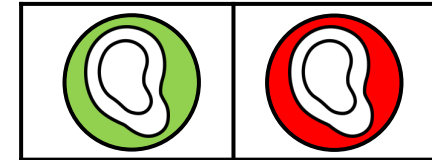
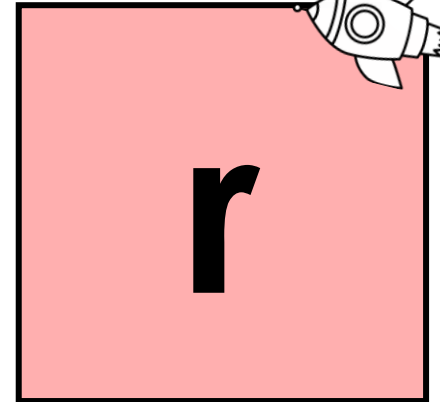

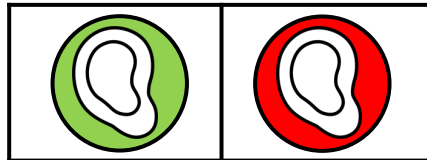
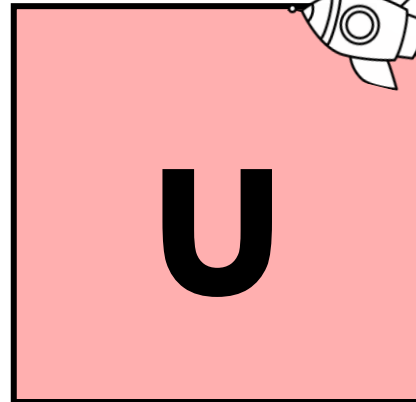

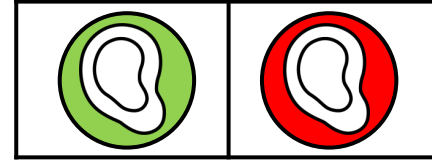

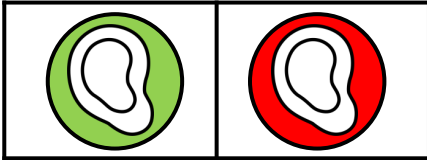


Tara West – Little Minds at Work

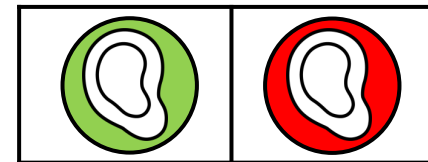
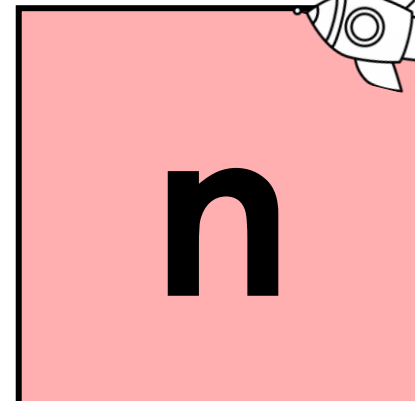

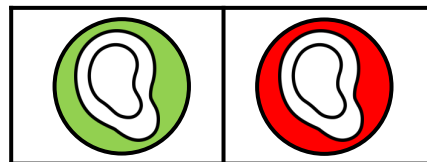
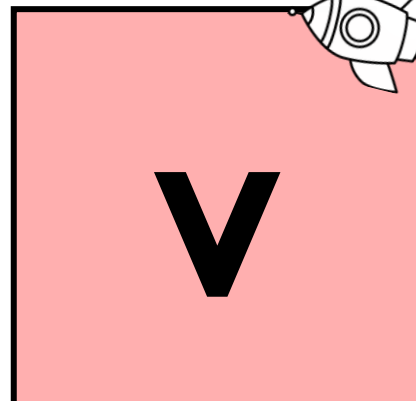

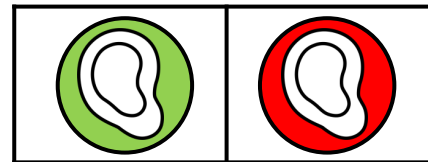
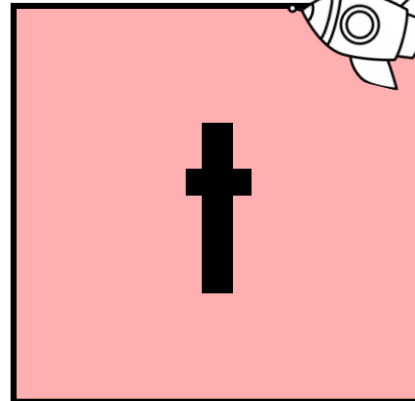

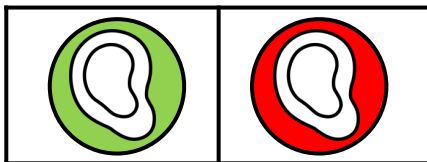
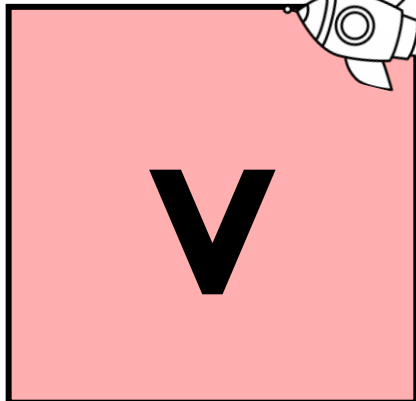




Guided Phonics + Beyond Unit 1

Tara West – Little Minds at Work


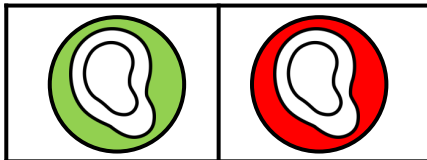





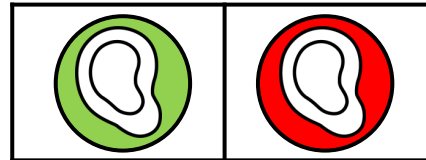





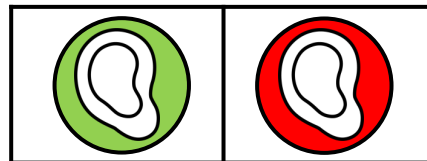
W



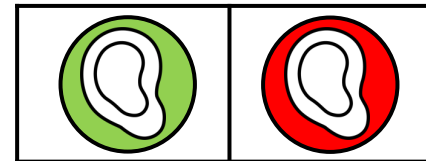
n

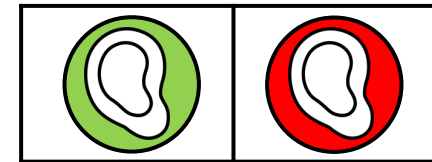


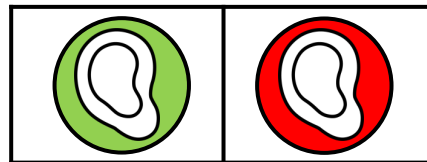
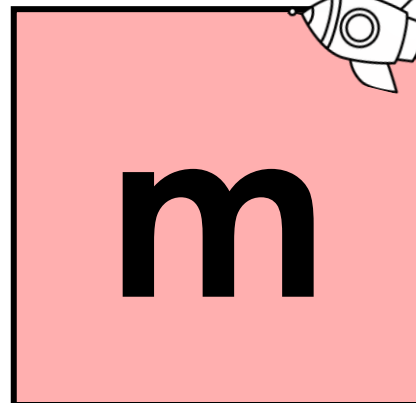
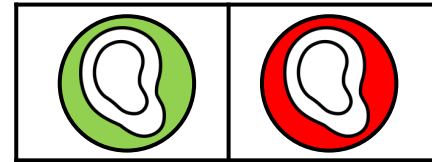

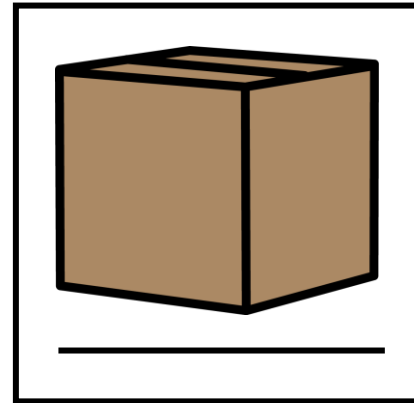
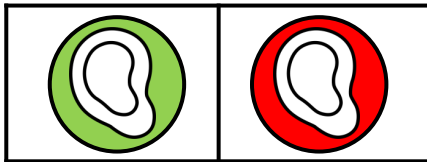

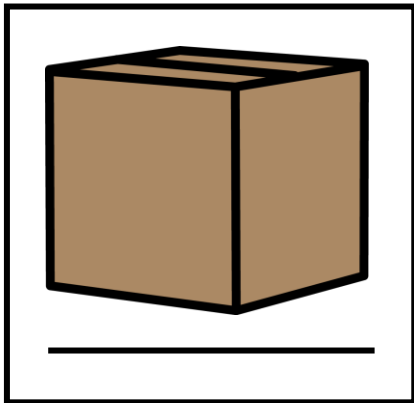


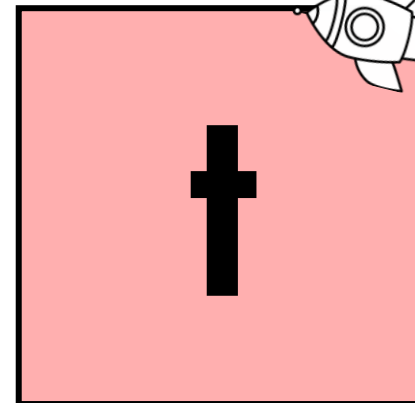

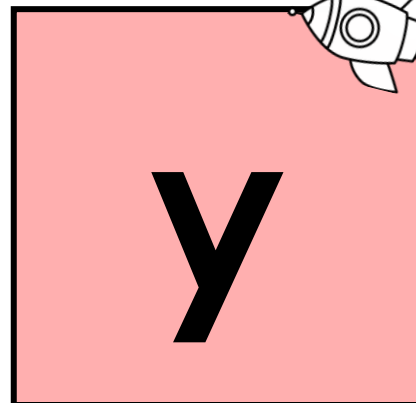

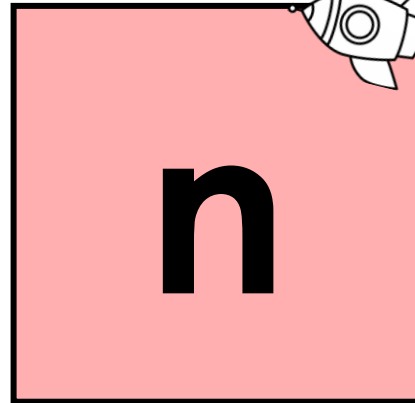

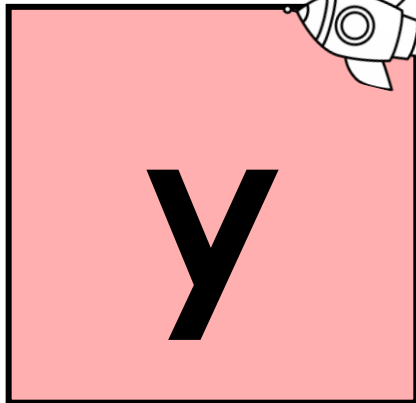

W



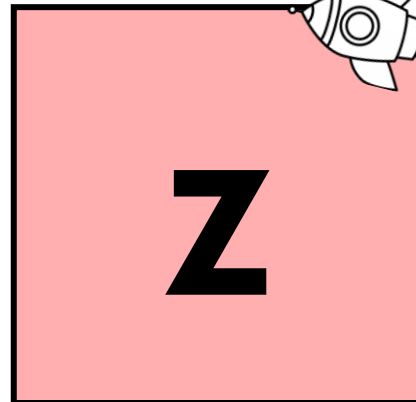

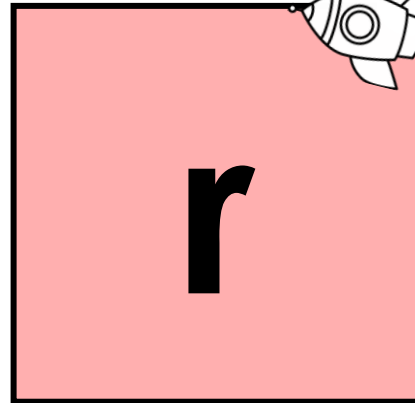
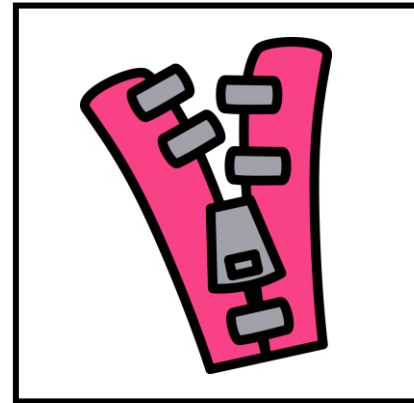
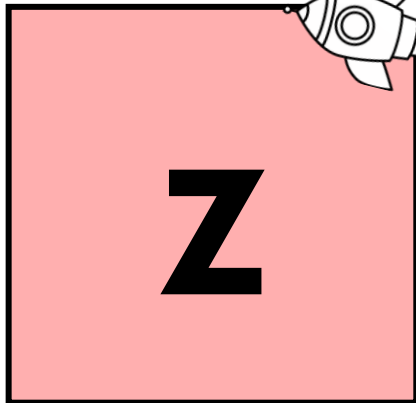



s



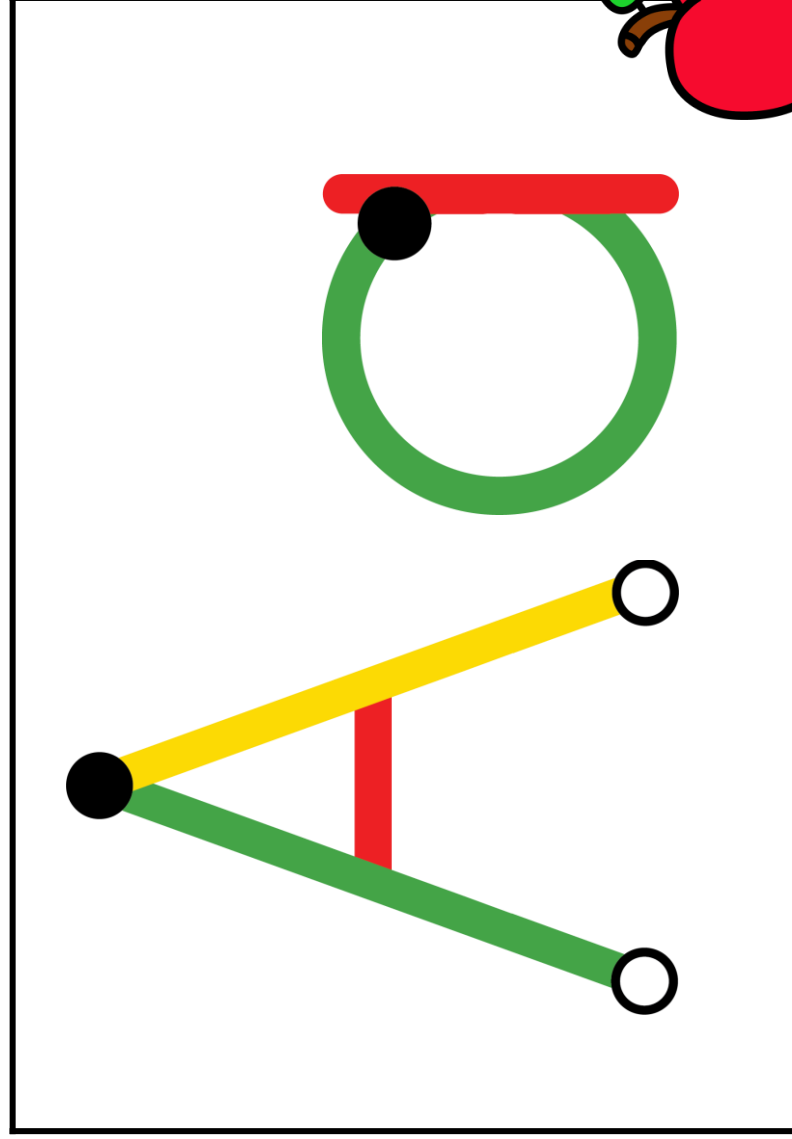




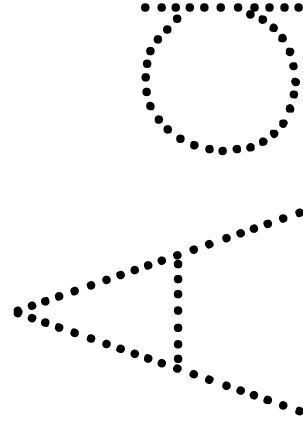
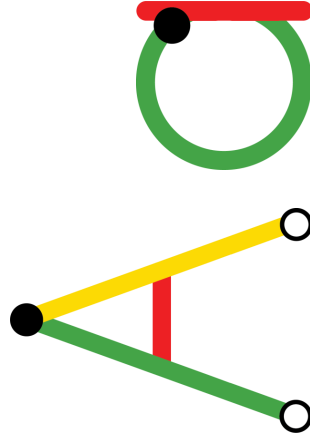
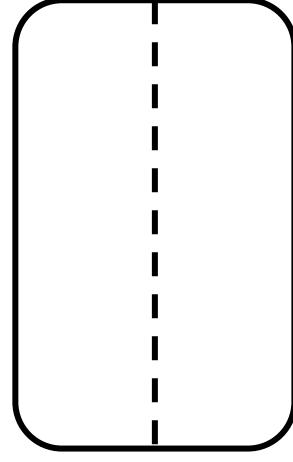




Handwriting Mat

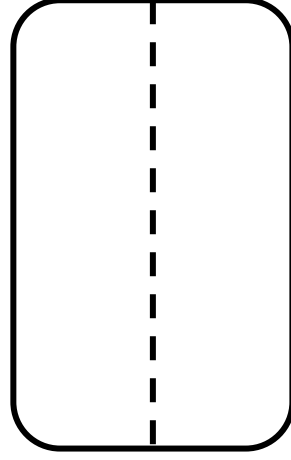
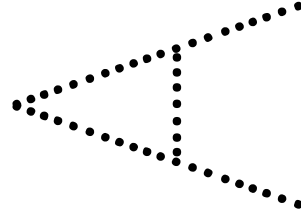
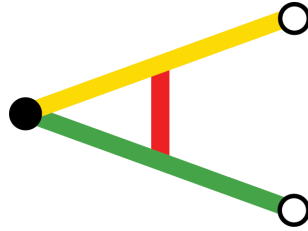
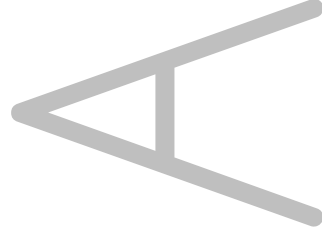
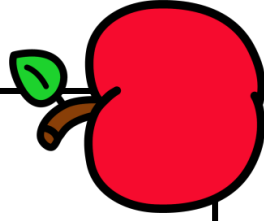
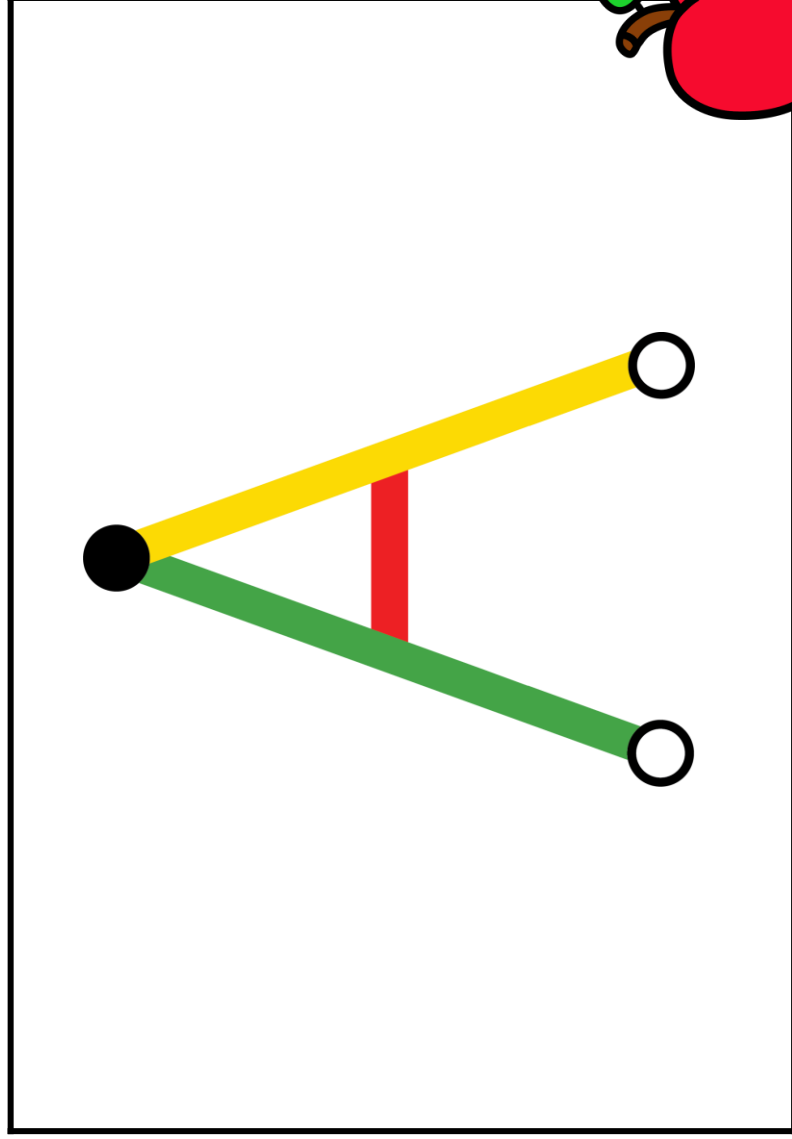


A d



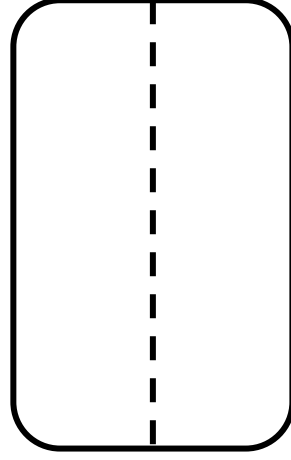


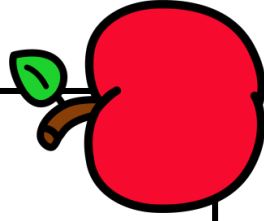



Handwriting Mat




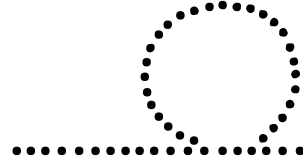
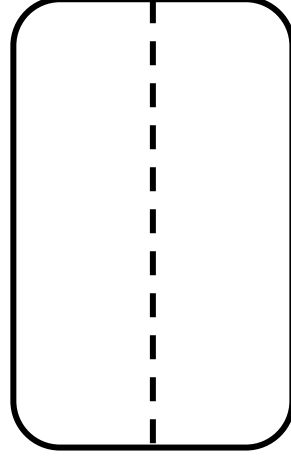
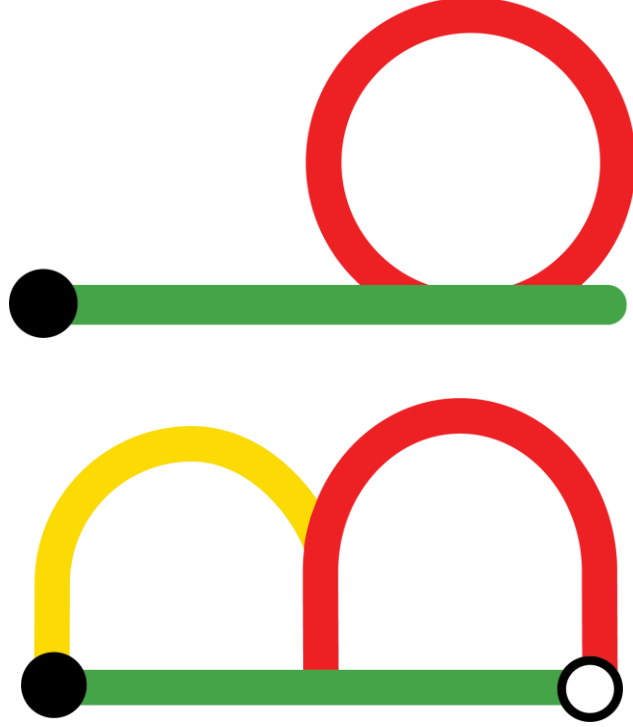



Handwriting Mat



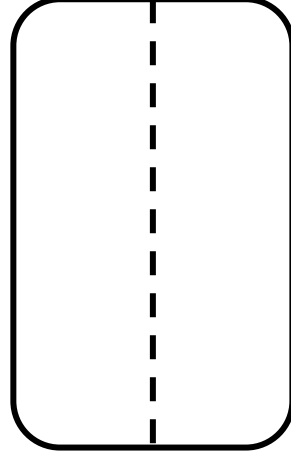
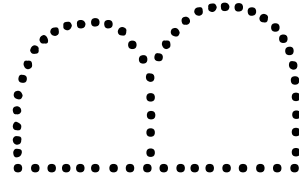




Handwriting Mat



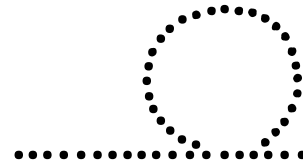
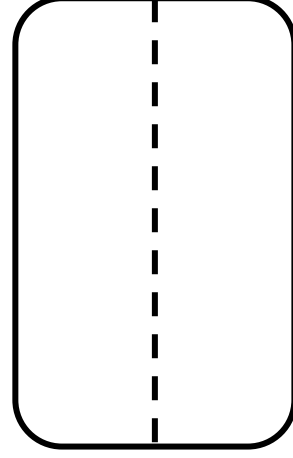
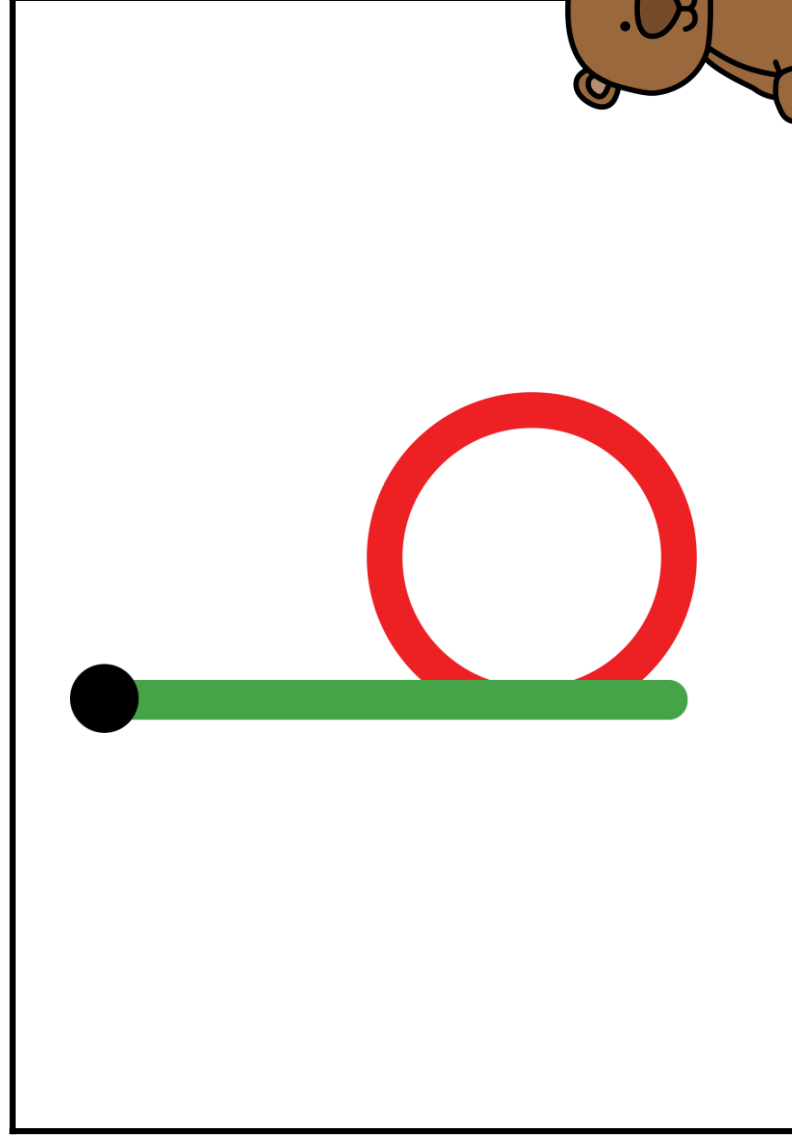


Handwriting Mat





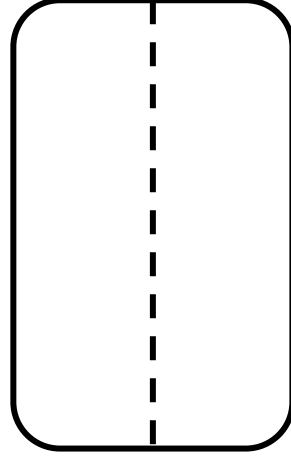


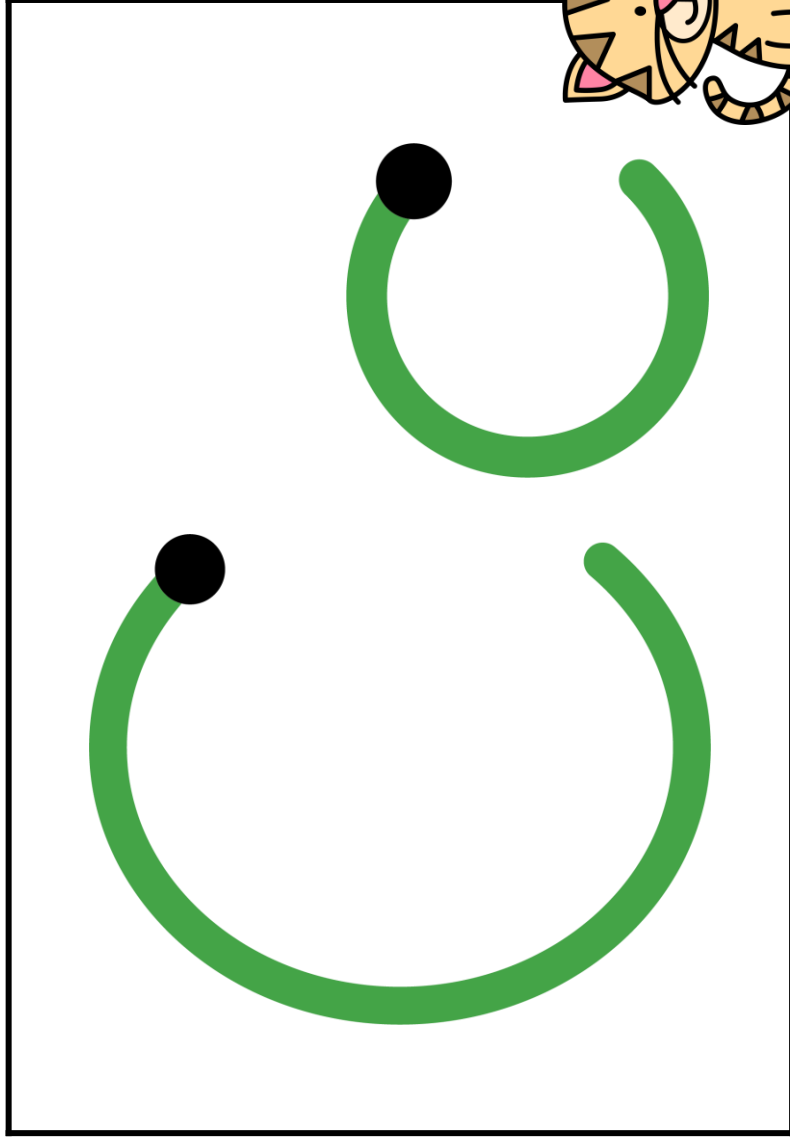


Handwriting Mat



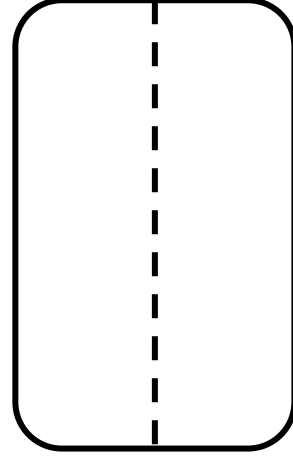






Handwriting Mat



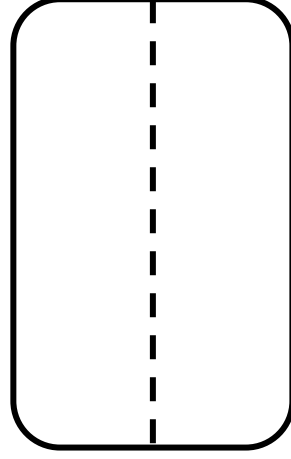




Handwriting Mat



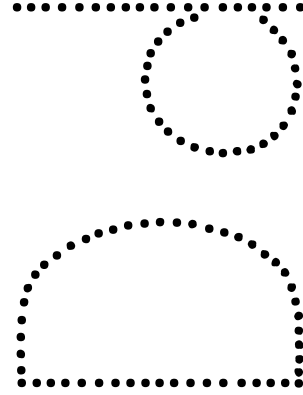

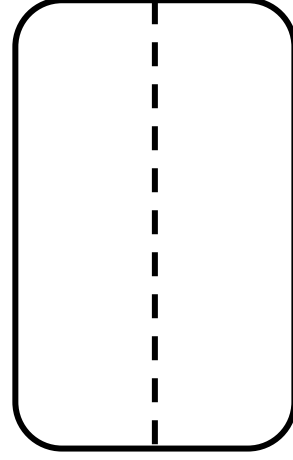

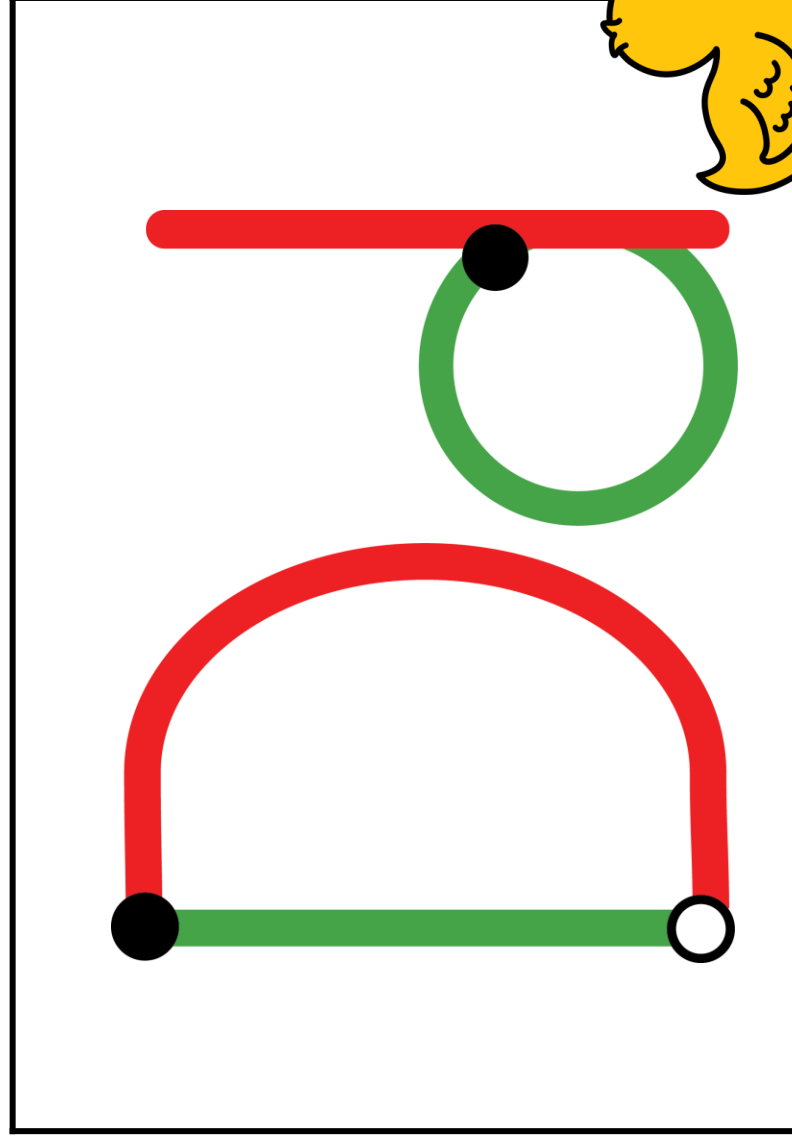


Handwriting Mat



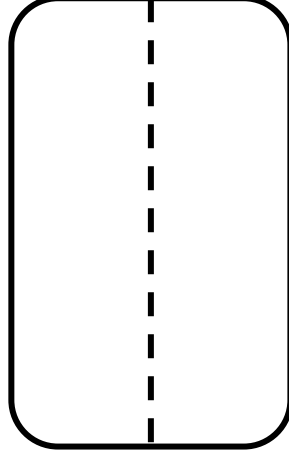



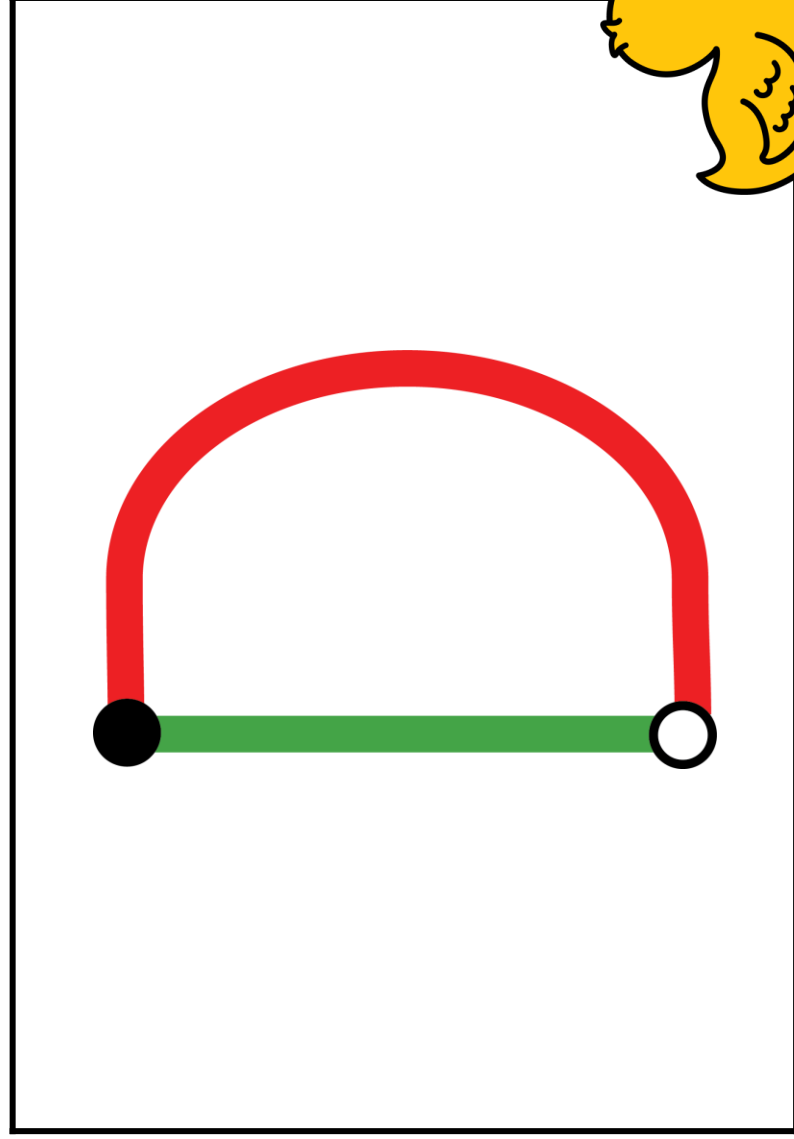


Handwriting Mat



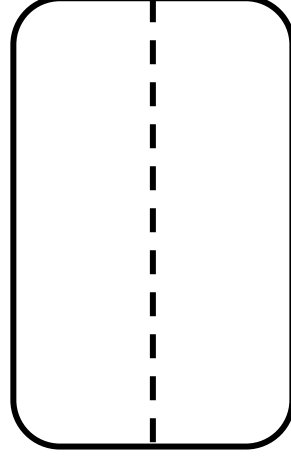

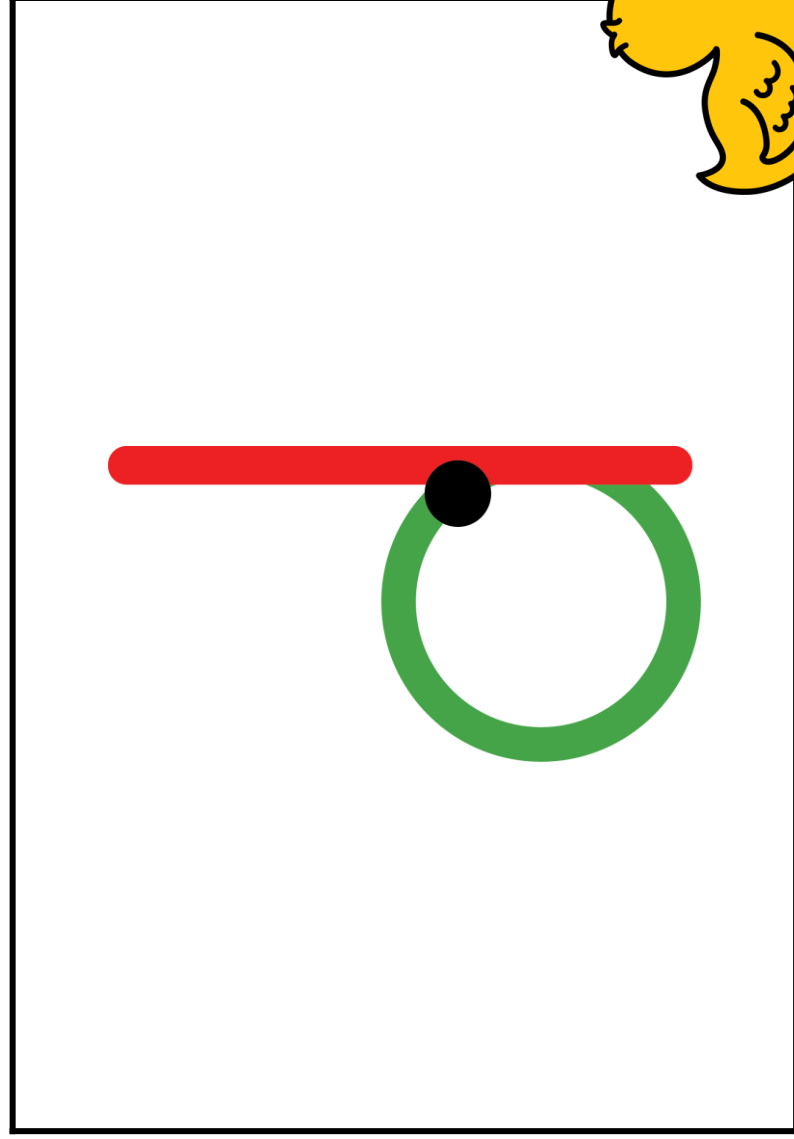


Handwriting Mat




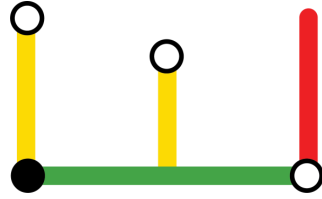
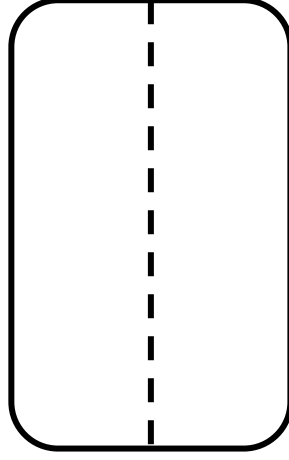
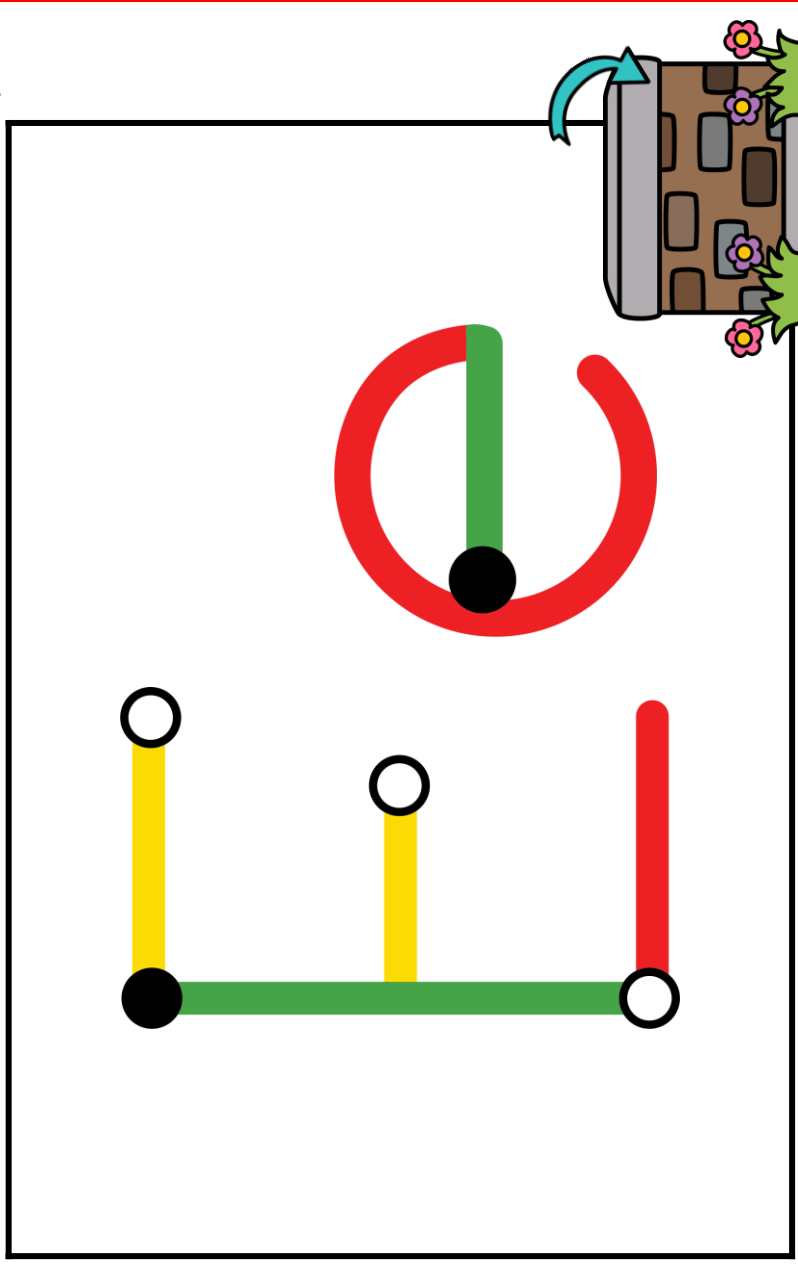


Handwriting Mat




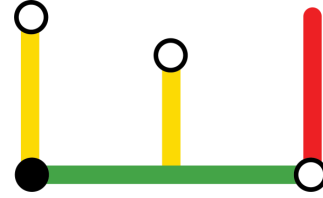
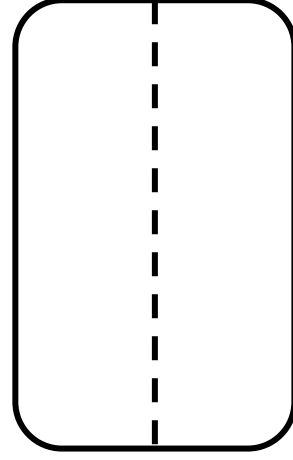
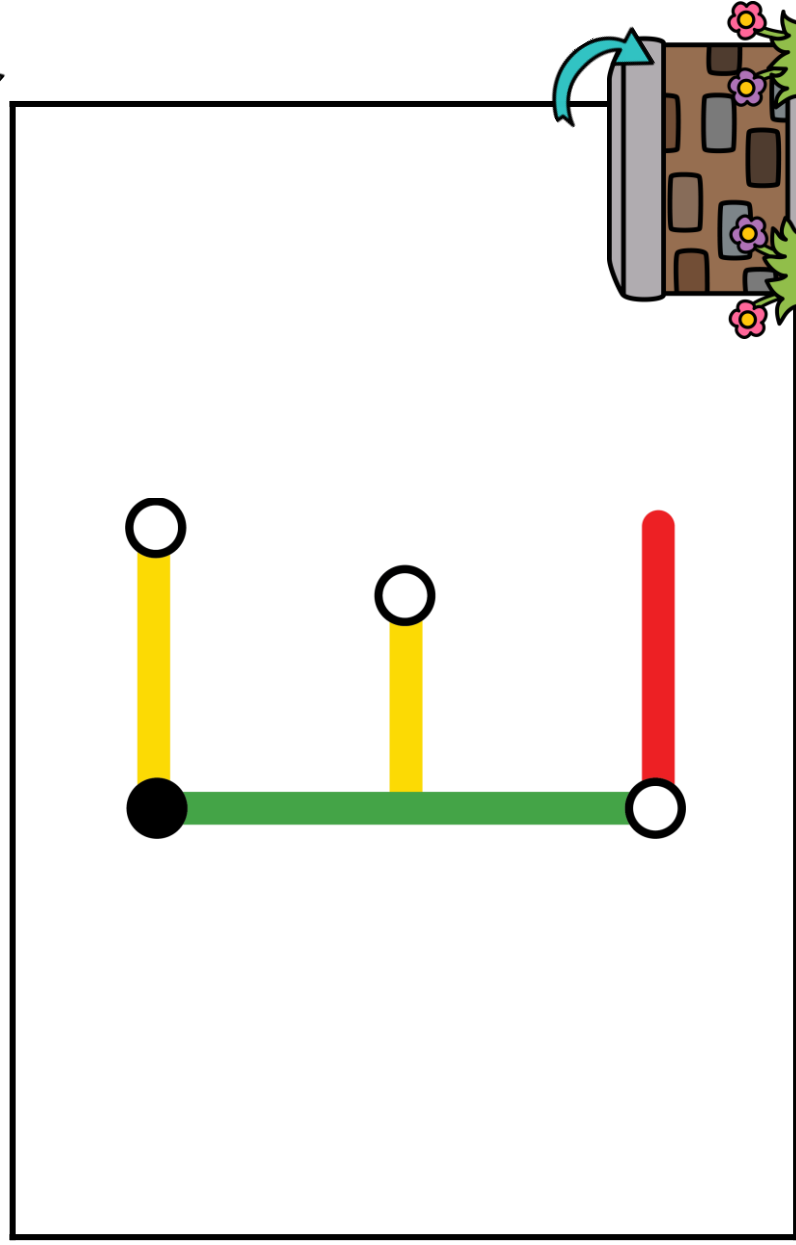


Handwriting Mat



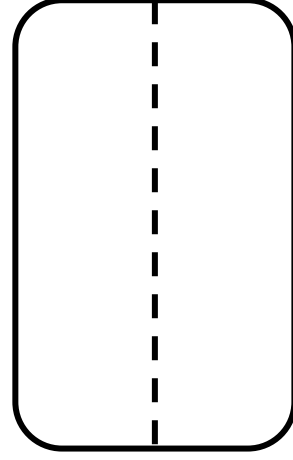



Handwriting Mat



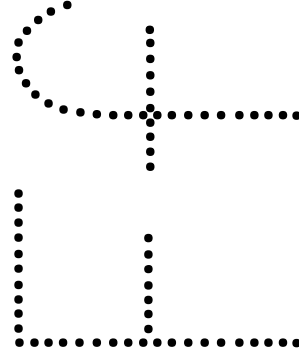
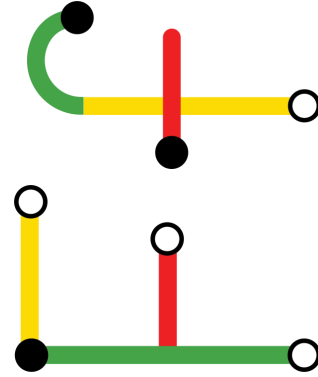
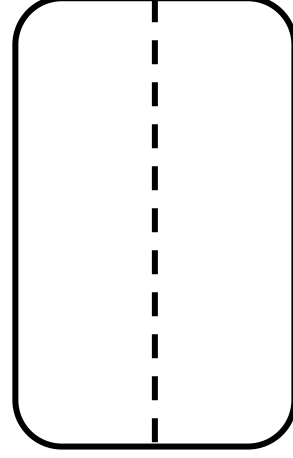
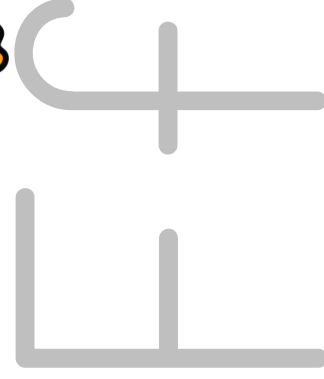
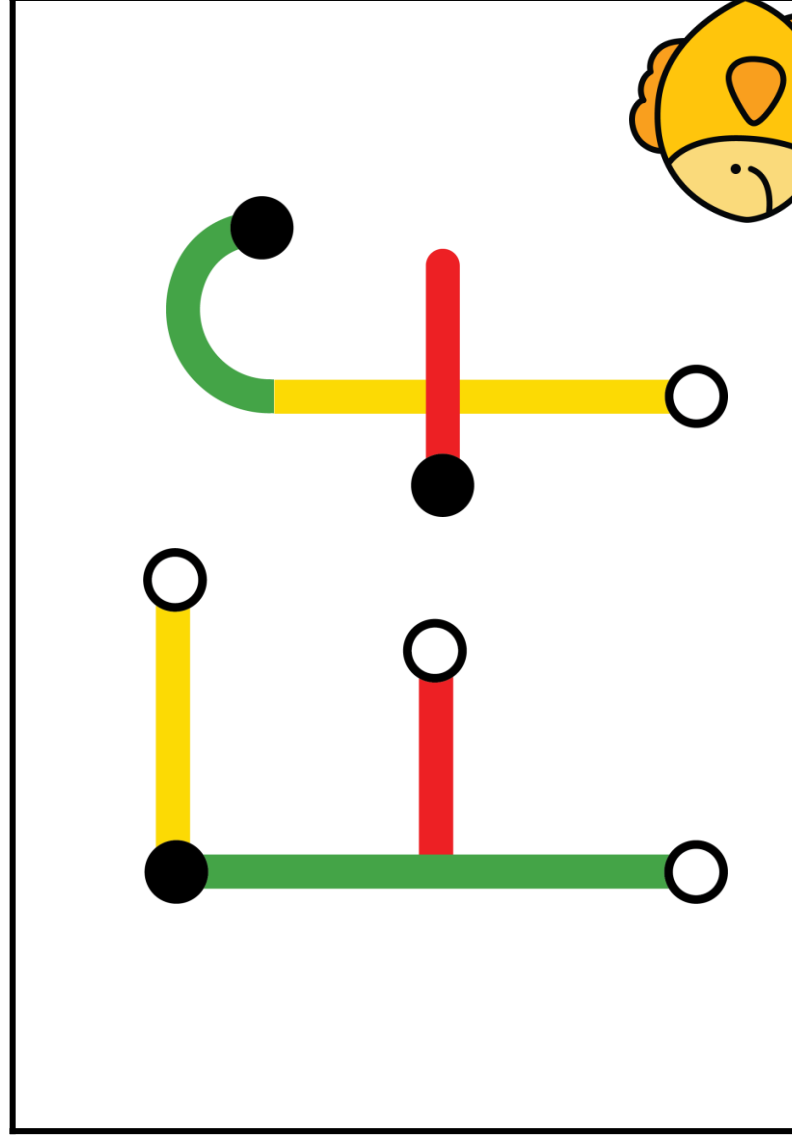


Handwriting Mat




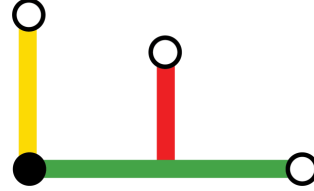
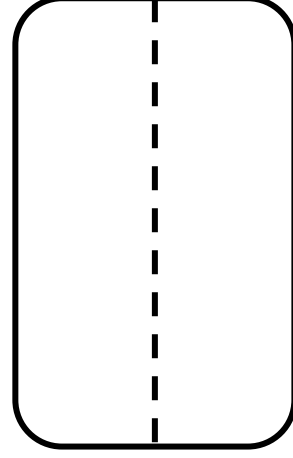
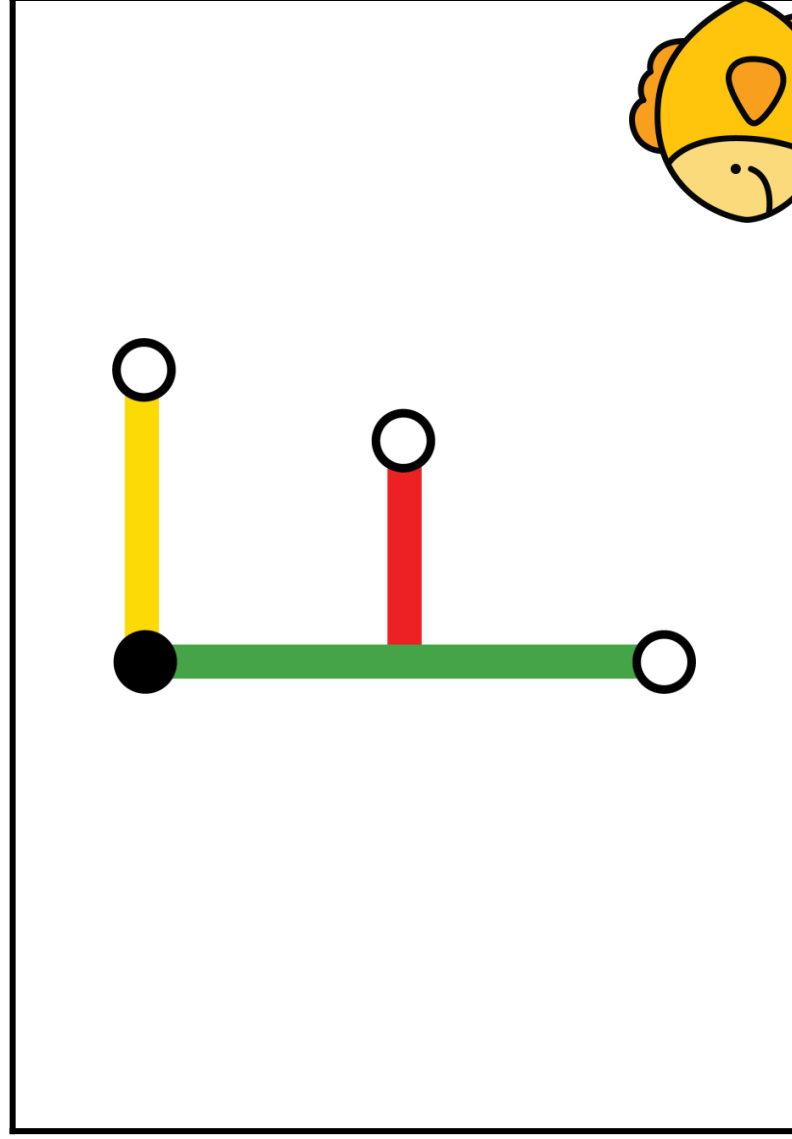


Handwriting Mat



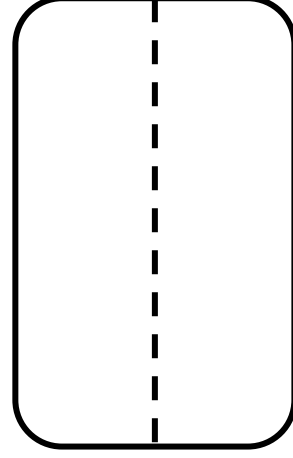
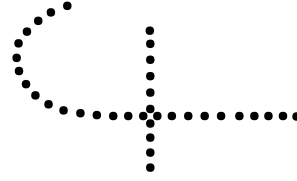
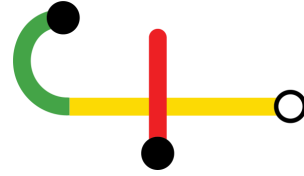


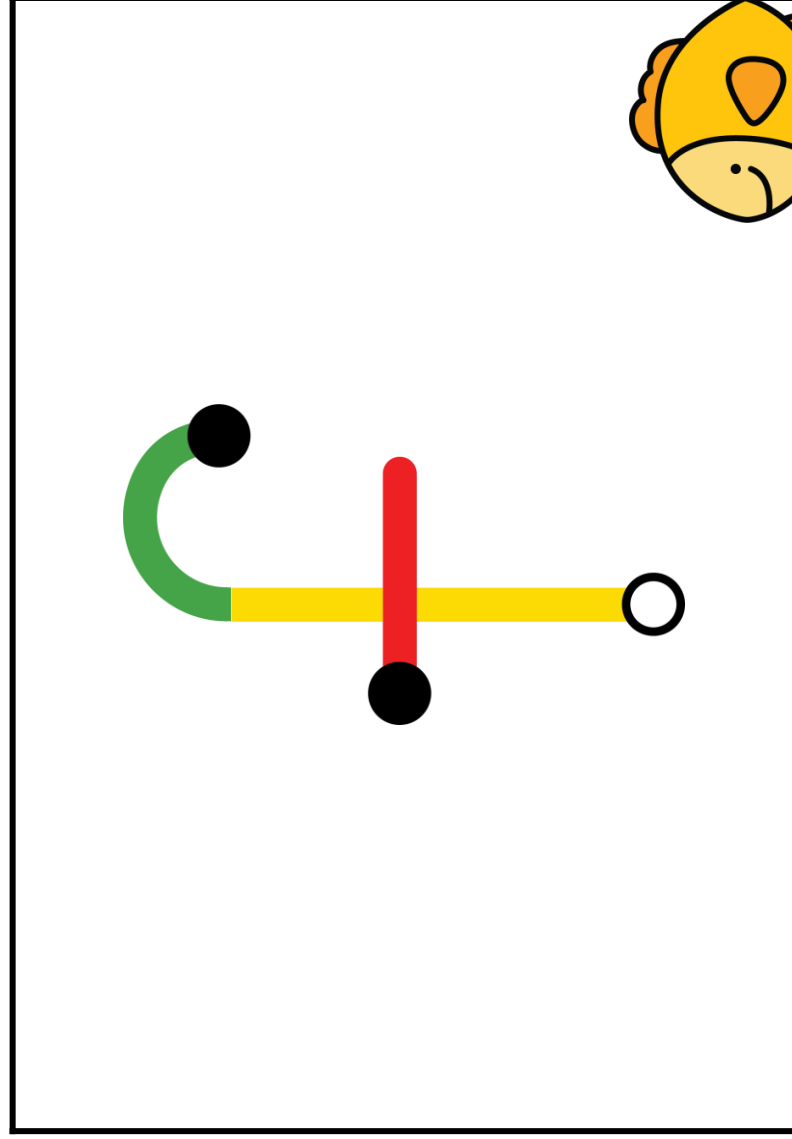


Handwriting Mat




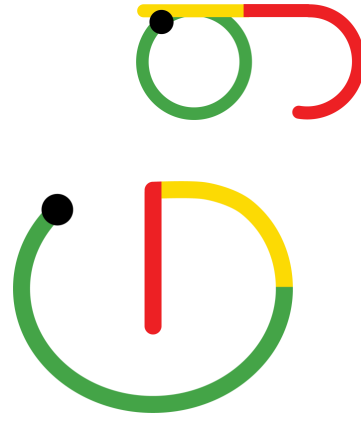
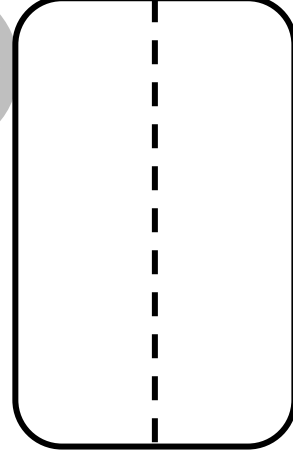
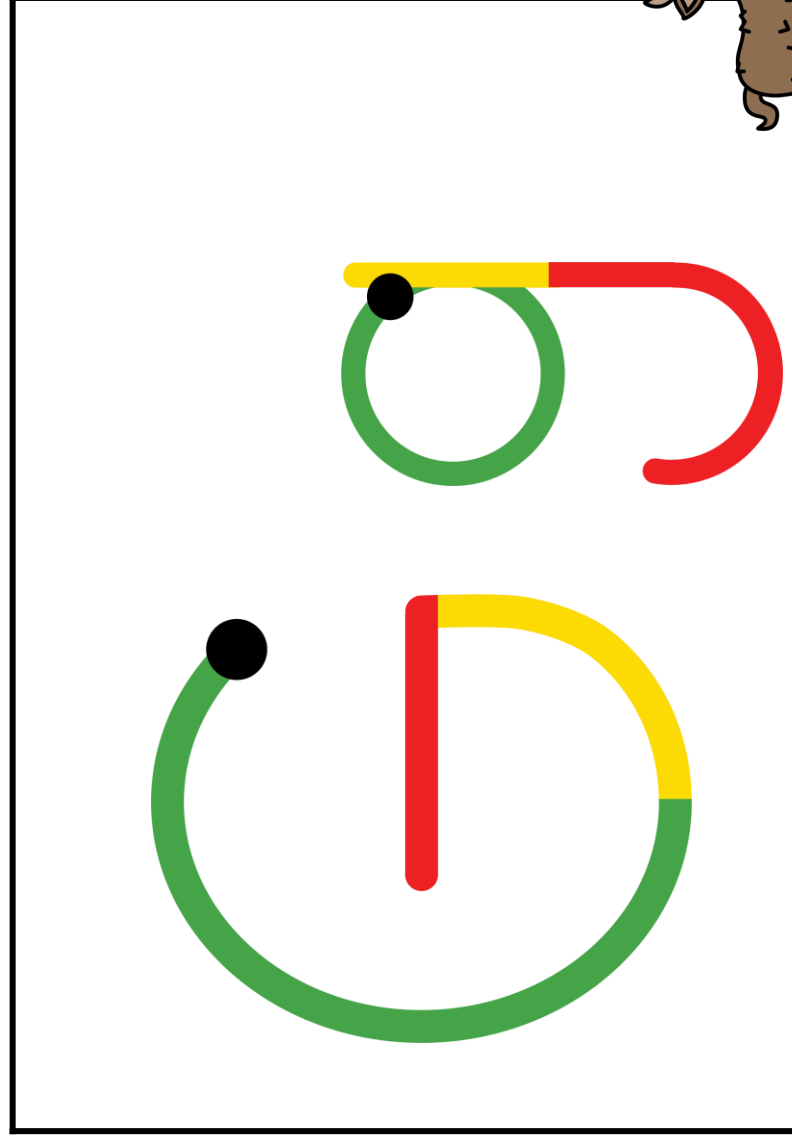


Handwriting Mat



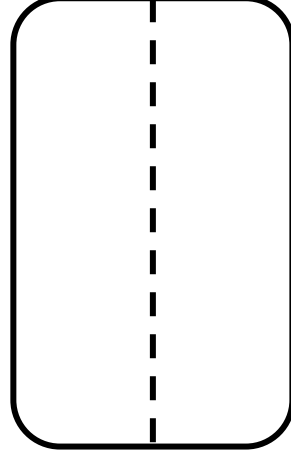

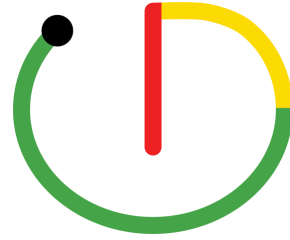
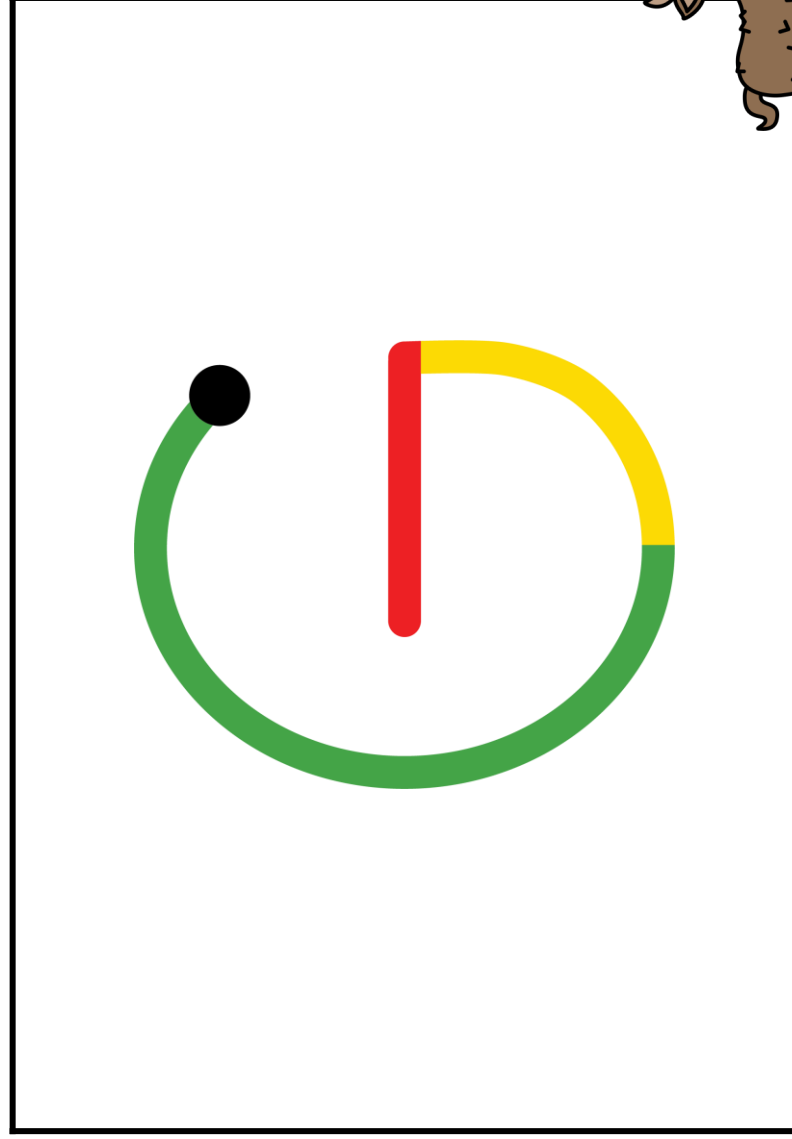


Handwriting Mat




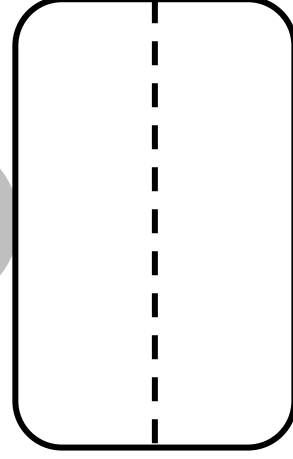


Handwriting Mat



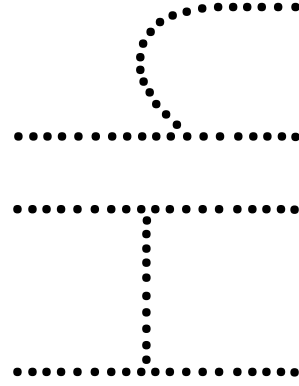
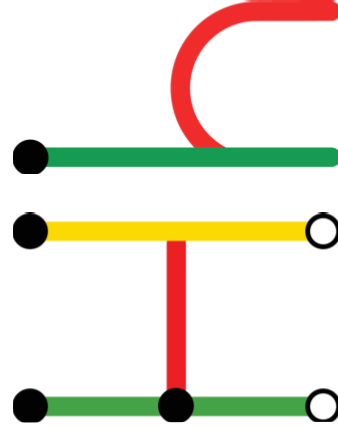
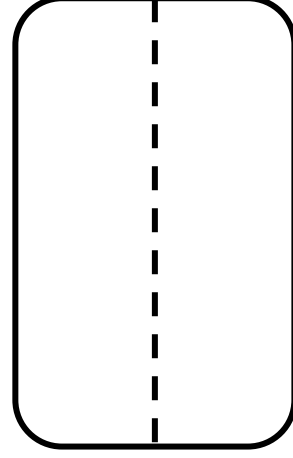


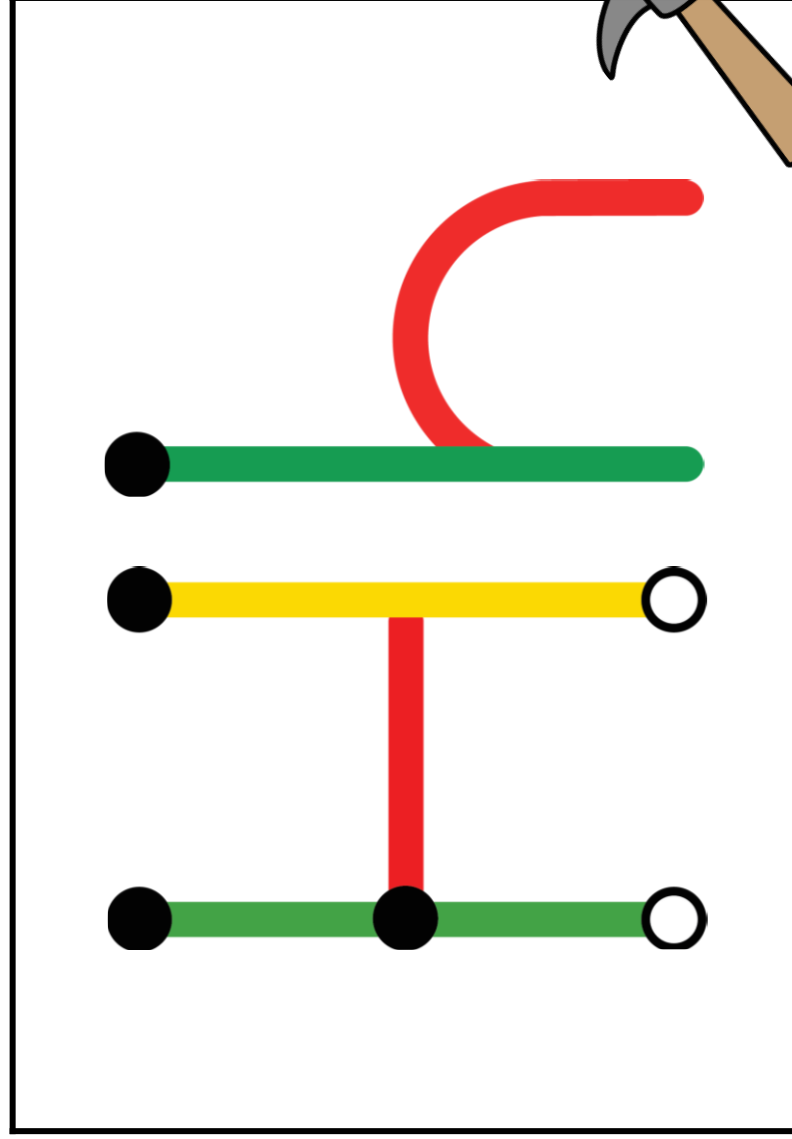


Handwriting Mat




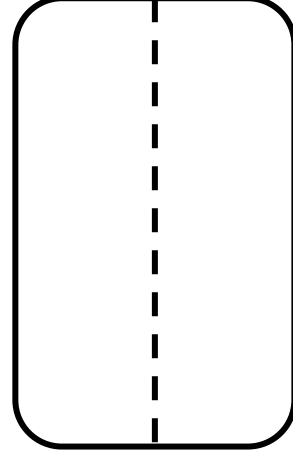

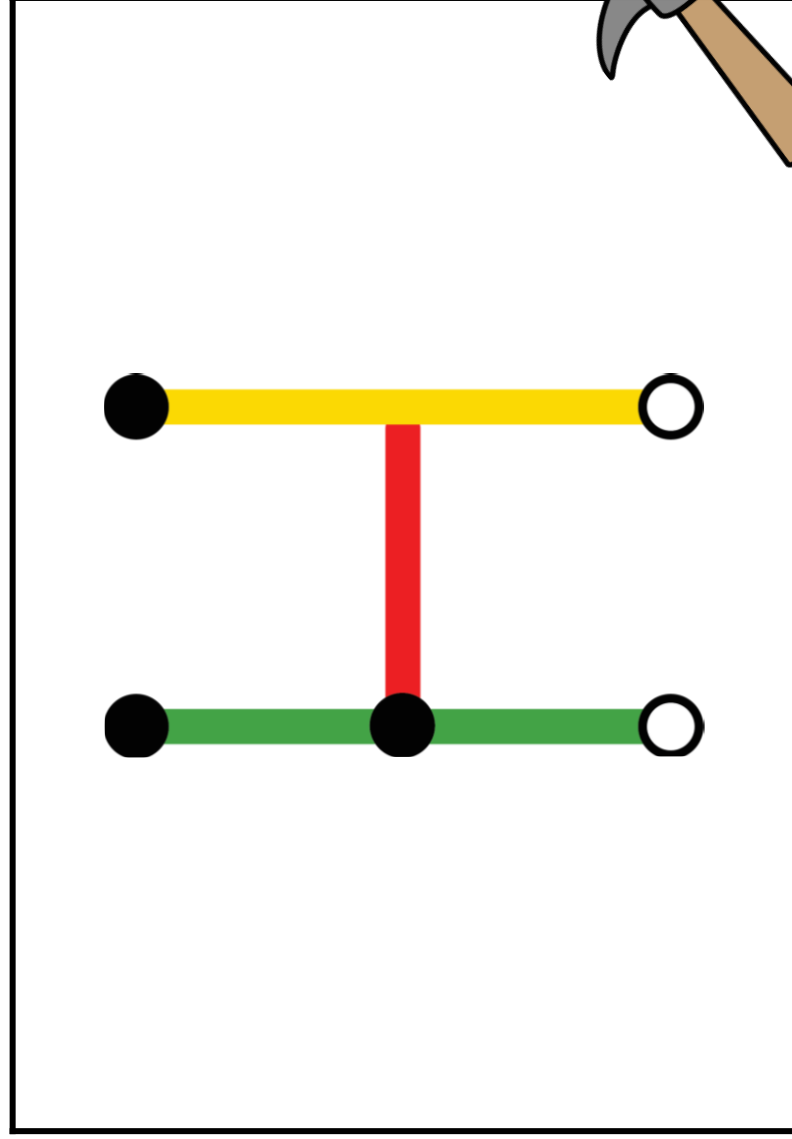


Handwriting Mat



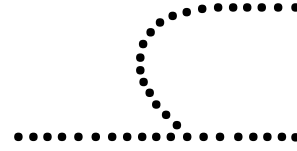
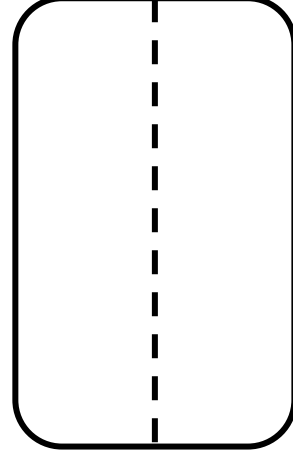
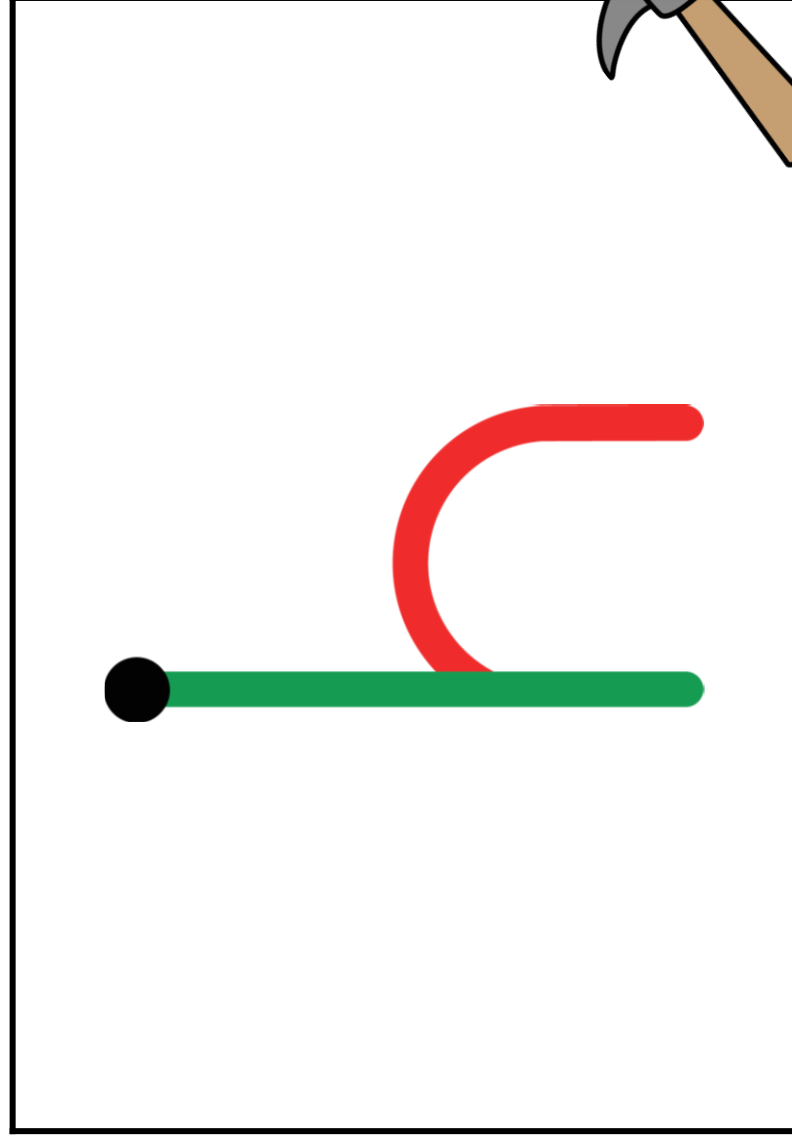


Handwriting Mat



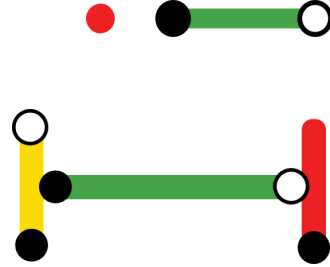
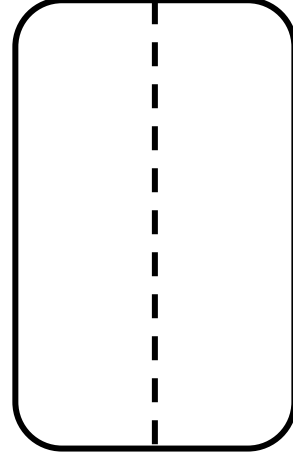
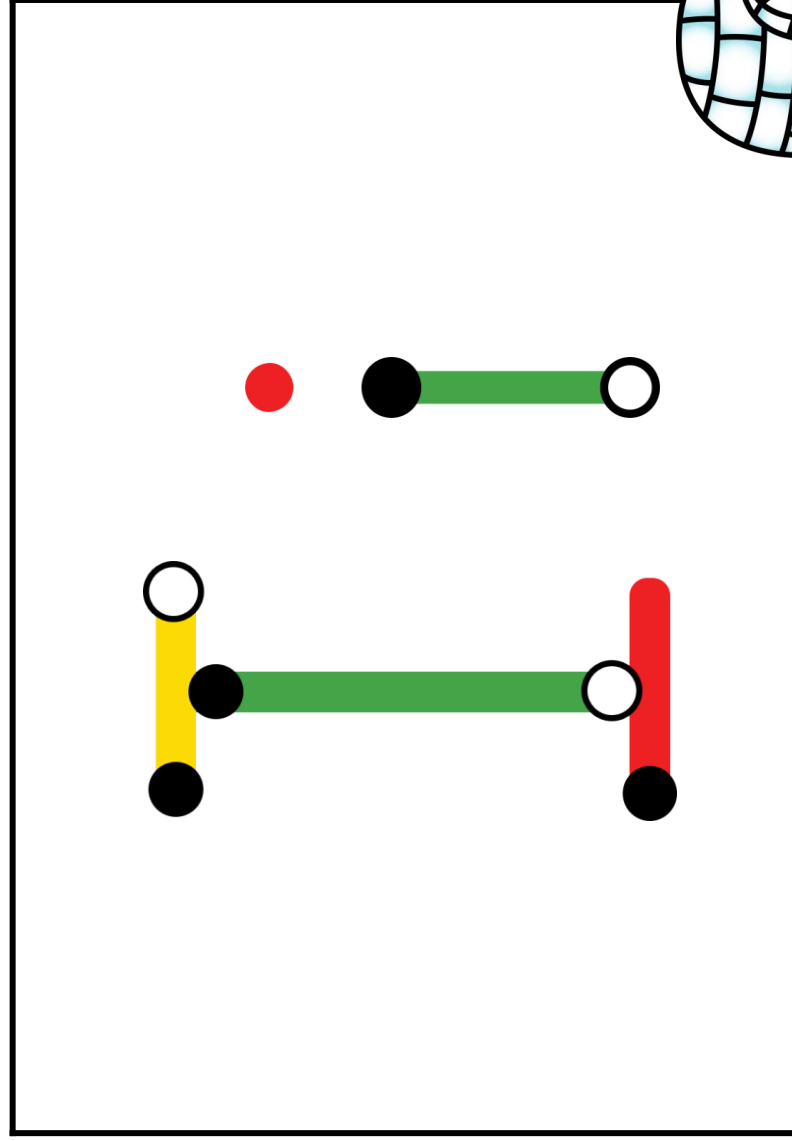


Handwriting Mat




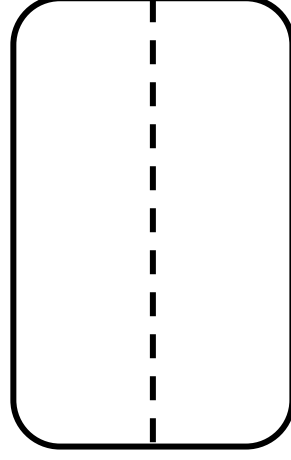
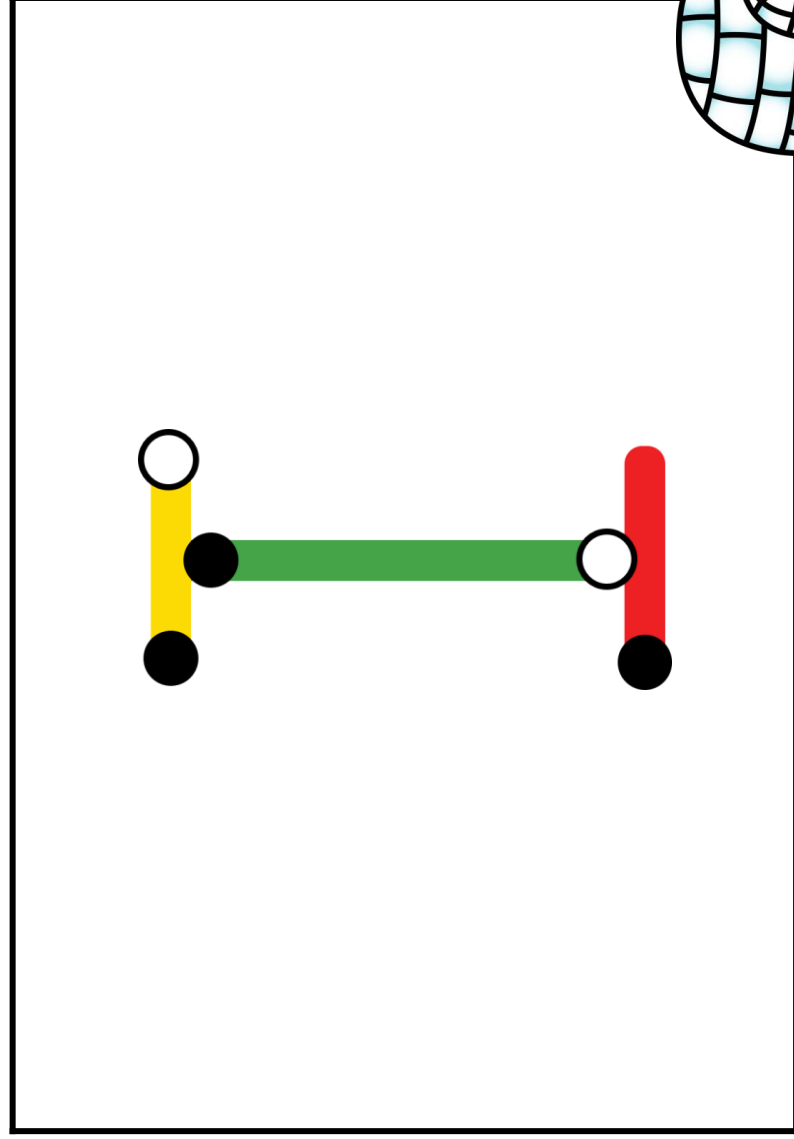


Handwriting Mat



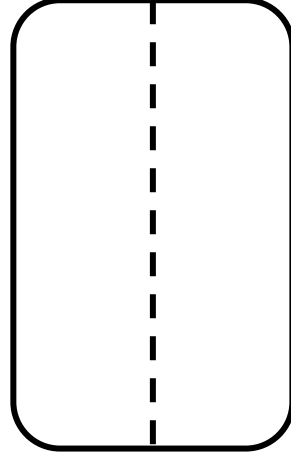


Handwriting Mat



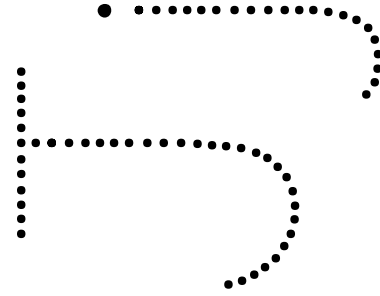
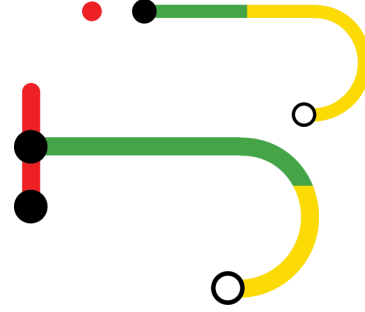
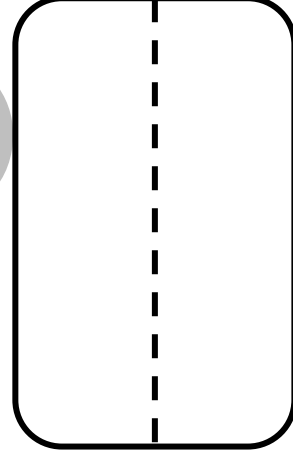

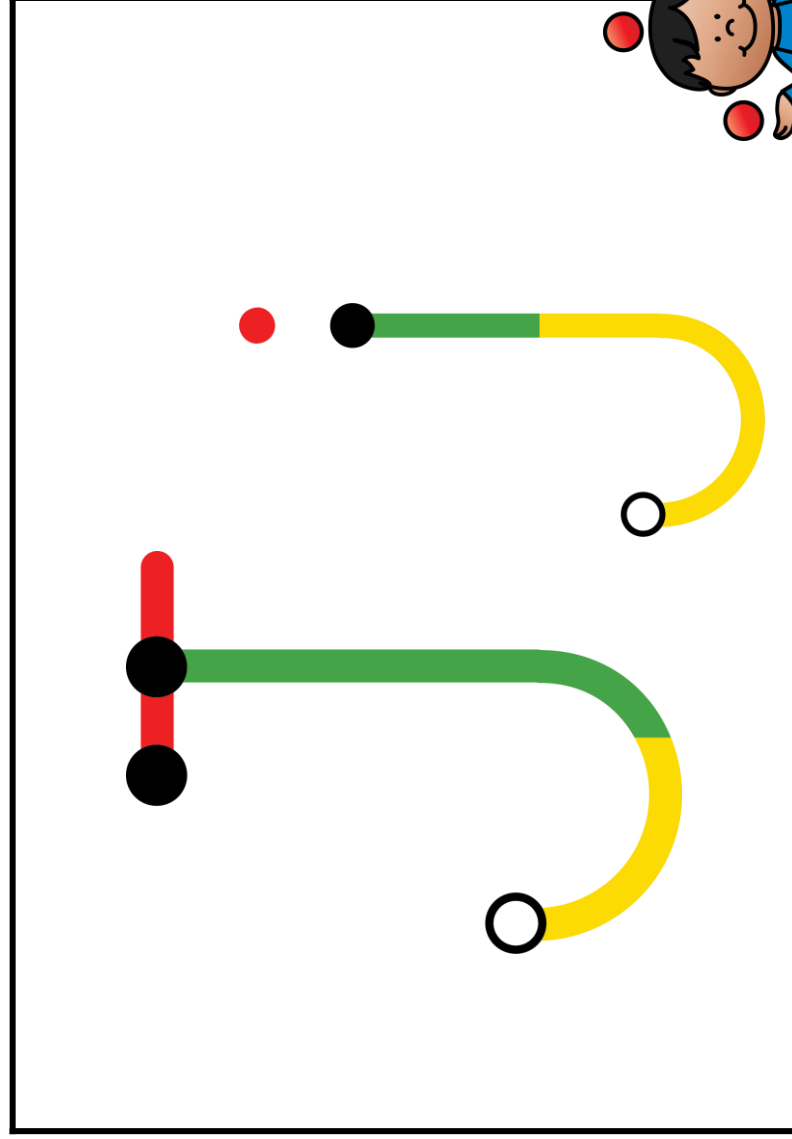


Handwriting Mat



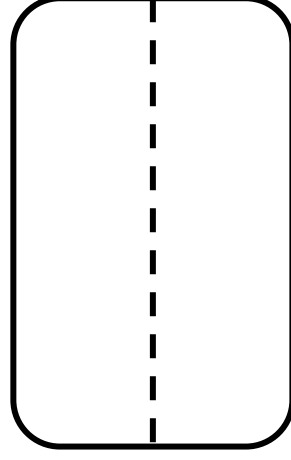

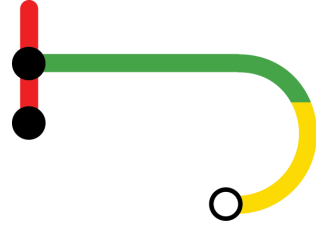
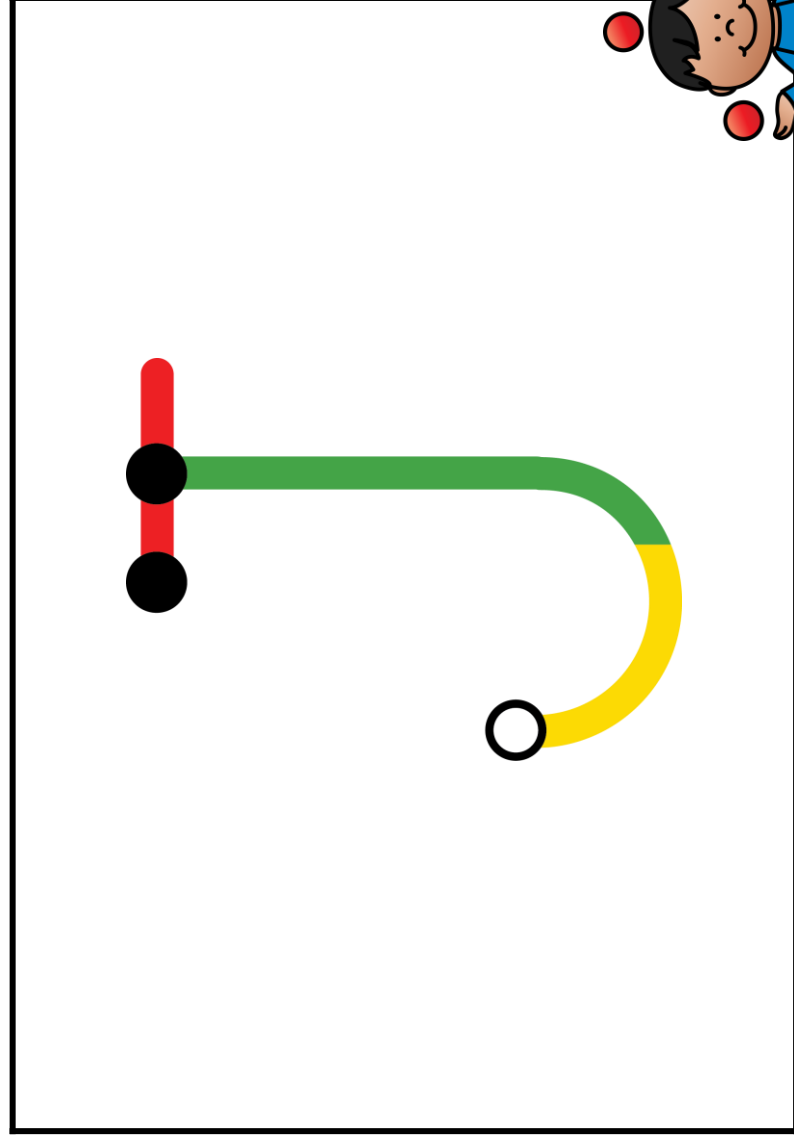


Handwriting Mat



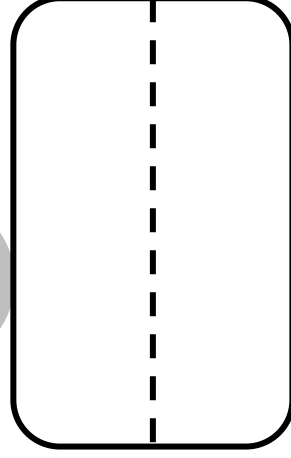
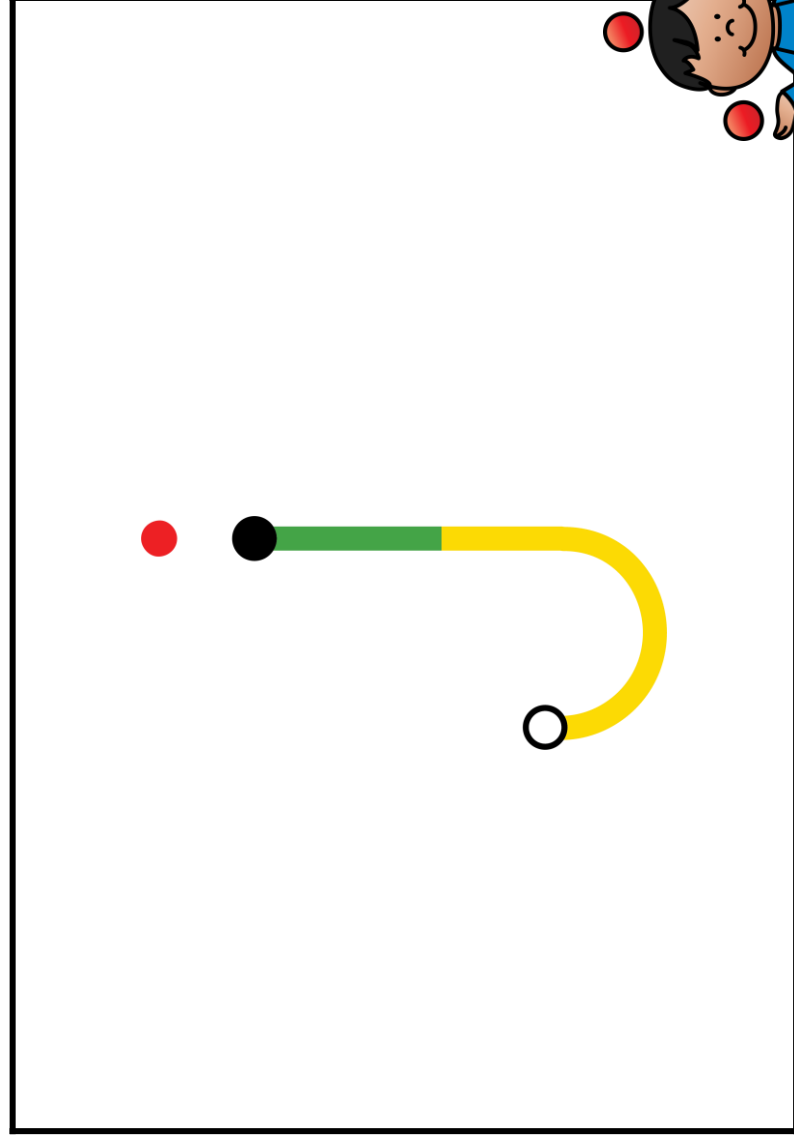


Handwriting Mat




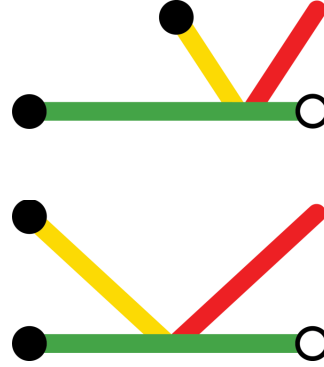
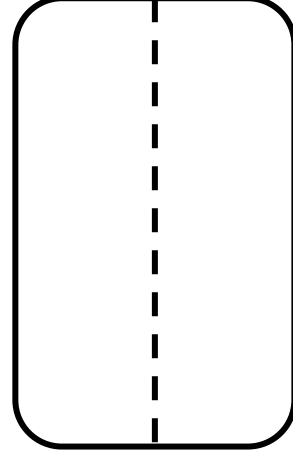
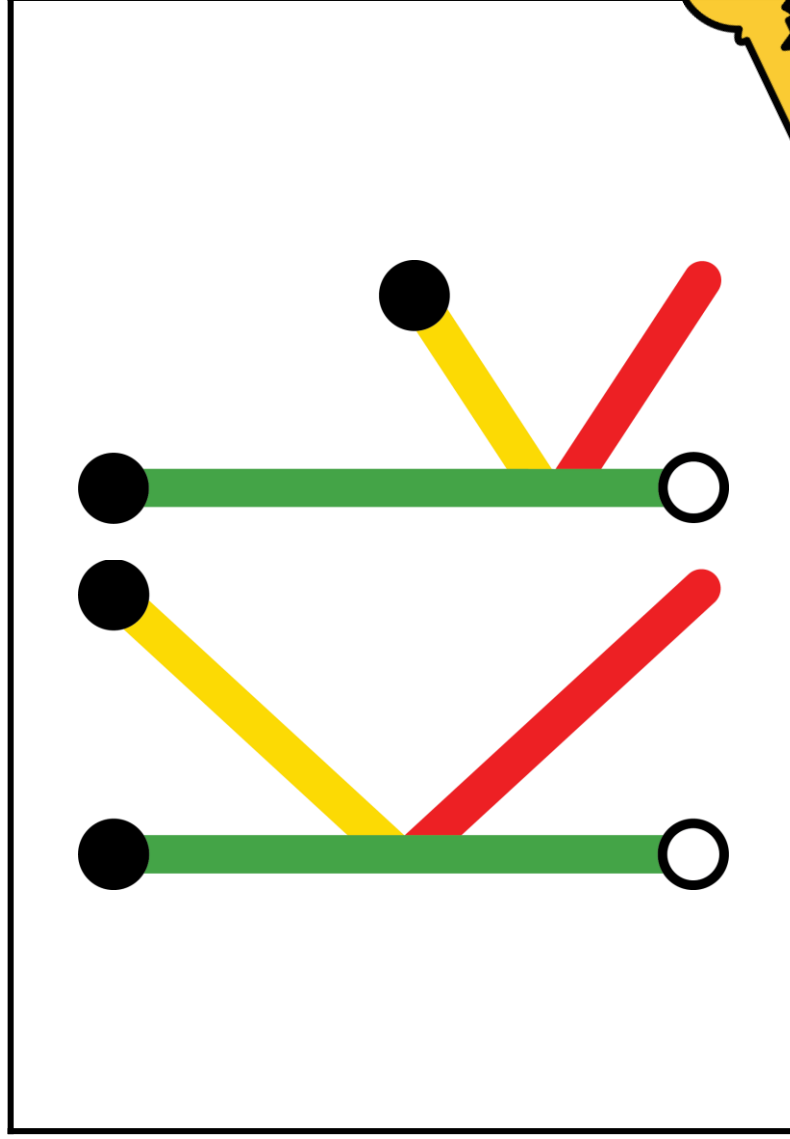


Handwriting Mat




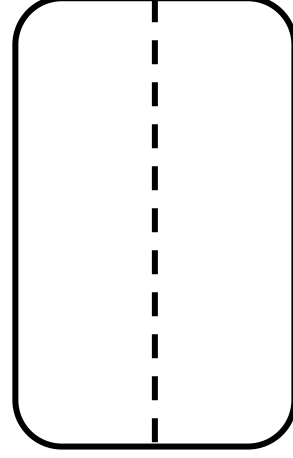
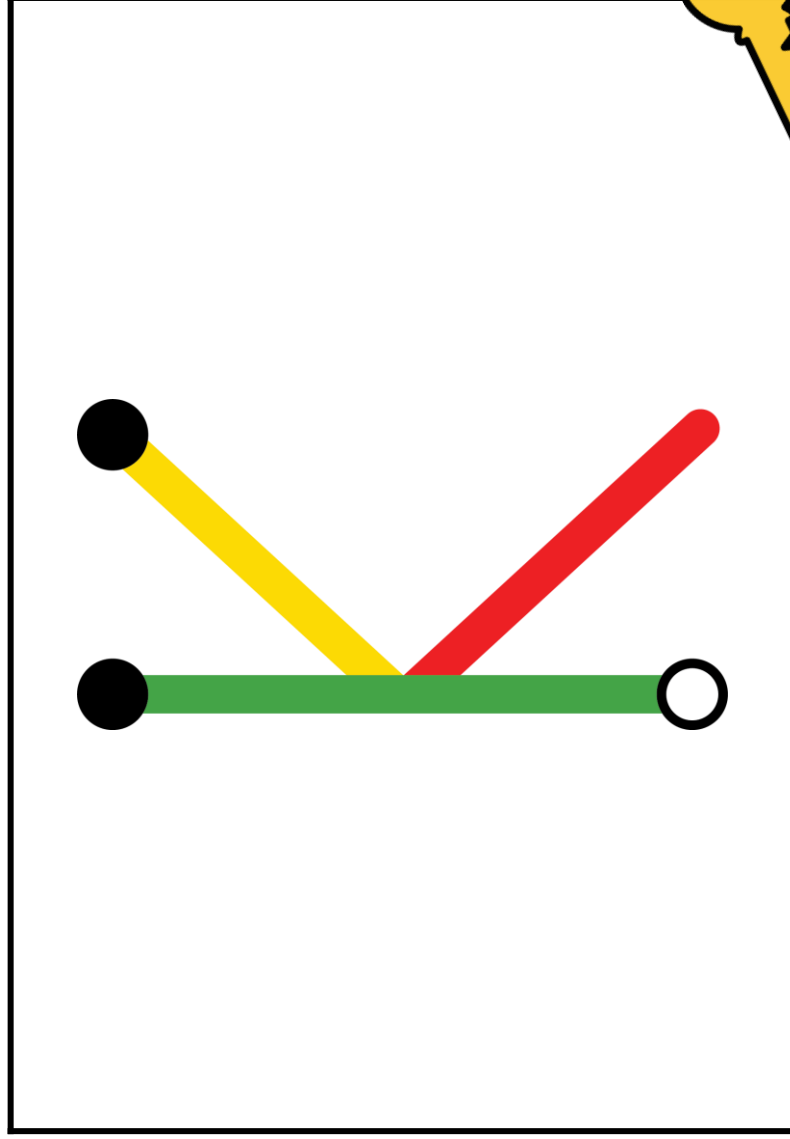


Handwriting Mat



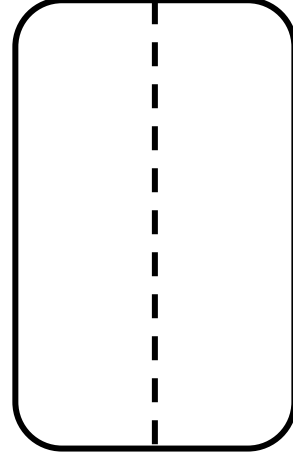
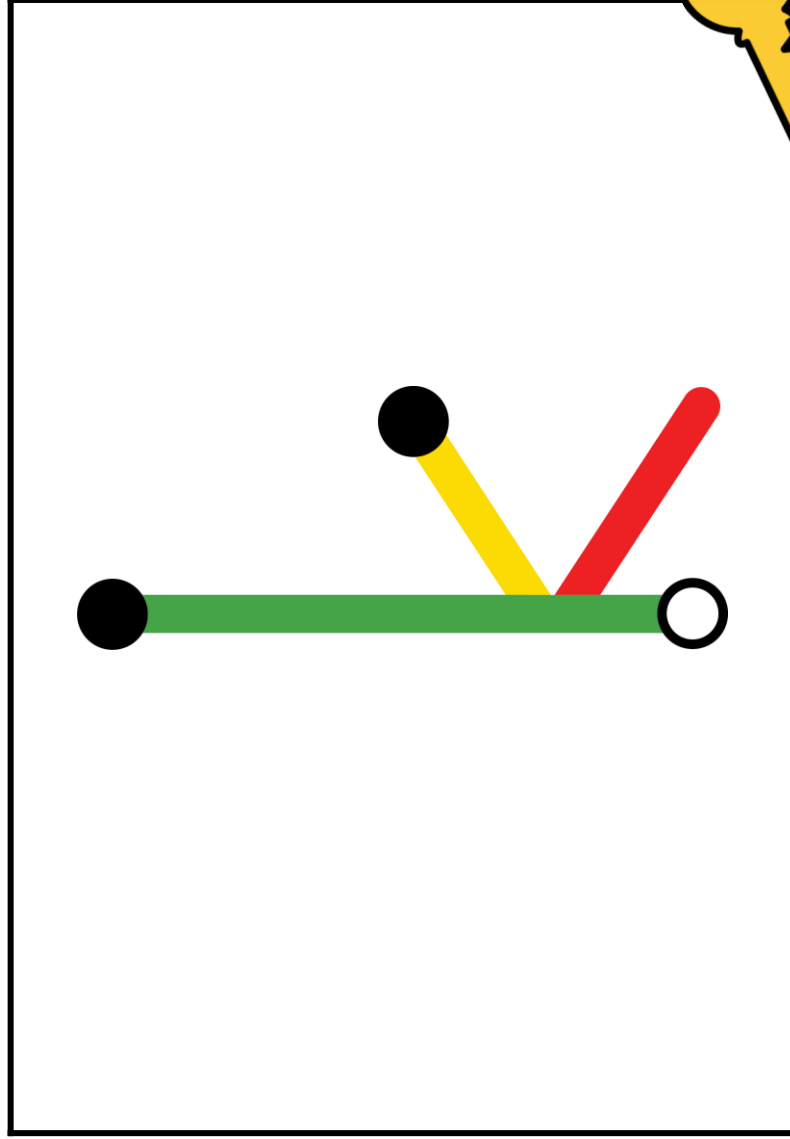


Handwriting Mat






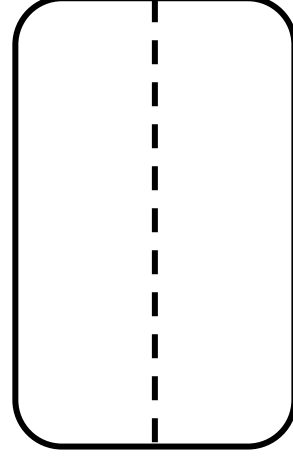


Handwriting Mat





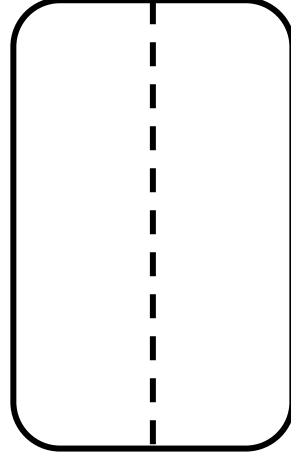
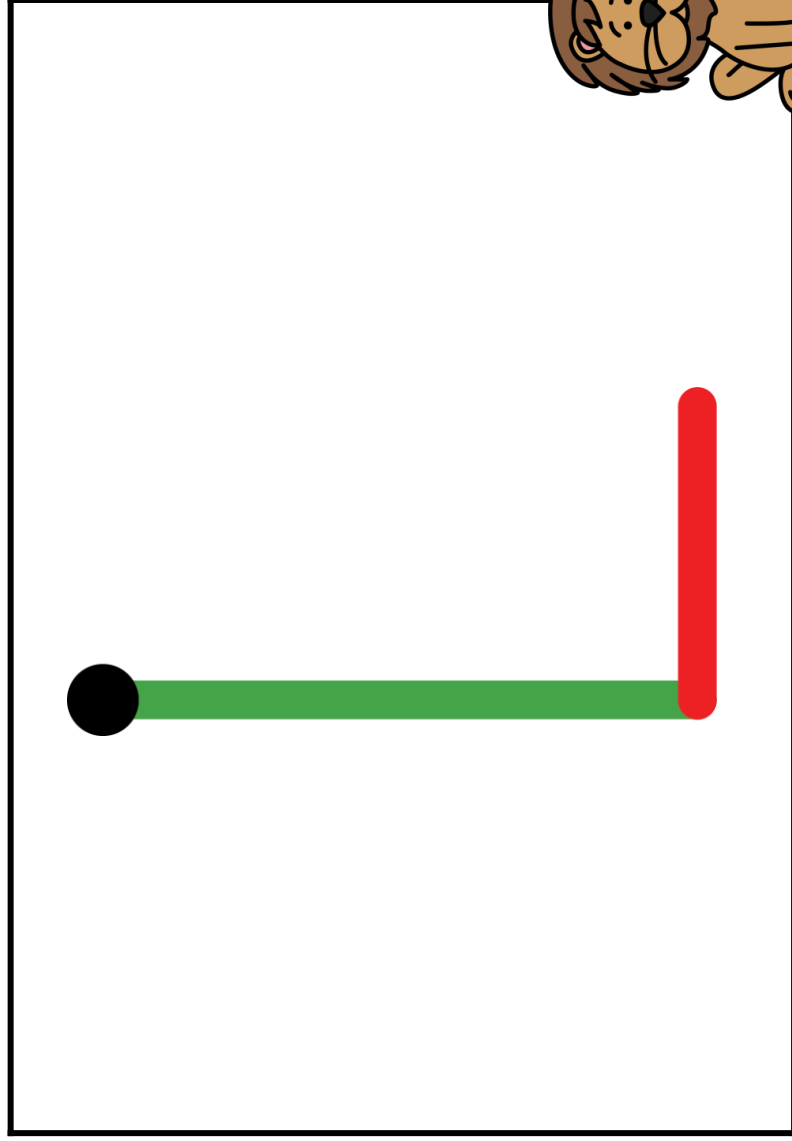
Handwriting Mat

Handwriting practice area with a large rectangular box. Inside the box, there are two sets of lines for tracing: a green horizontal line with a black starting dot, and a red vertical line with a black starting dot. A cartoon lion is positioned at the top right corner of the box, holding a string that forms the top and right sides of the box.



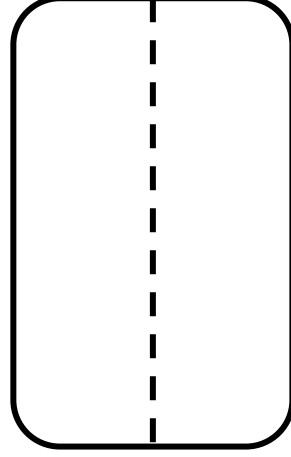




Handwriting Mat



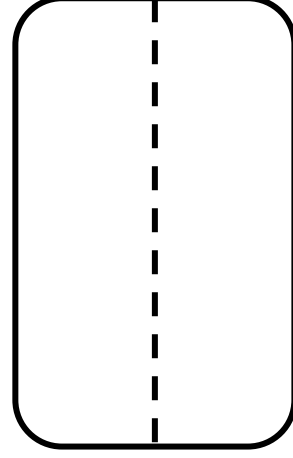
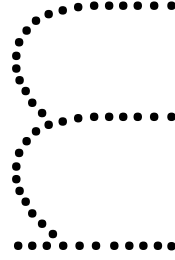

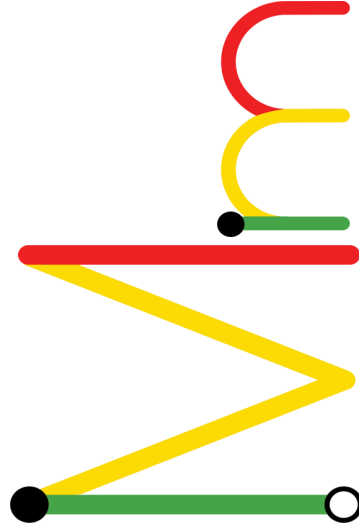

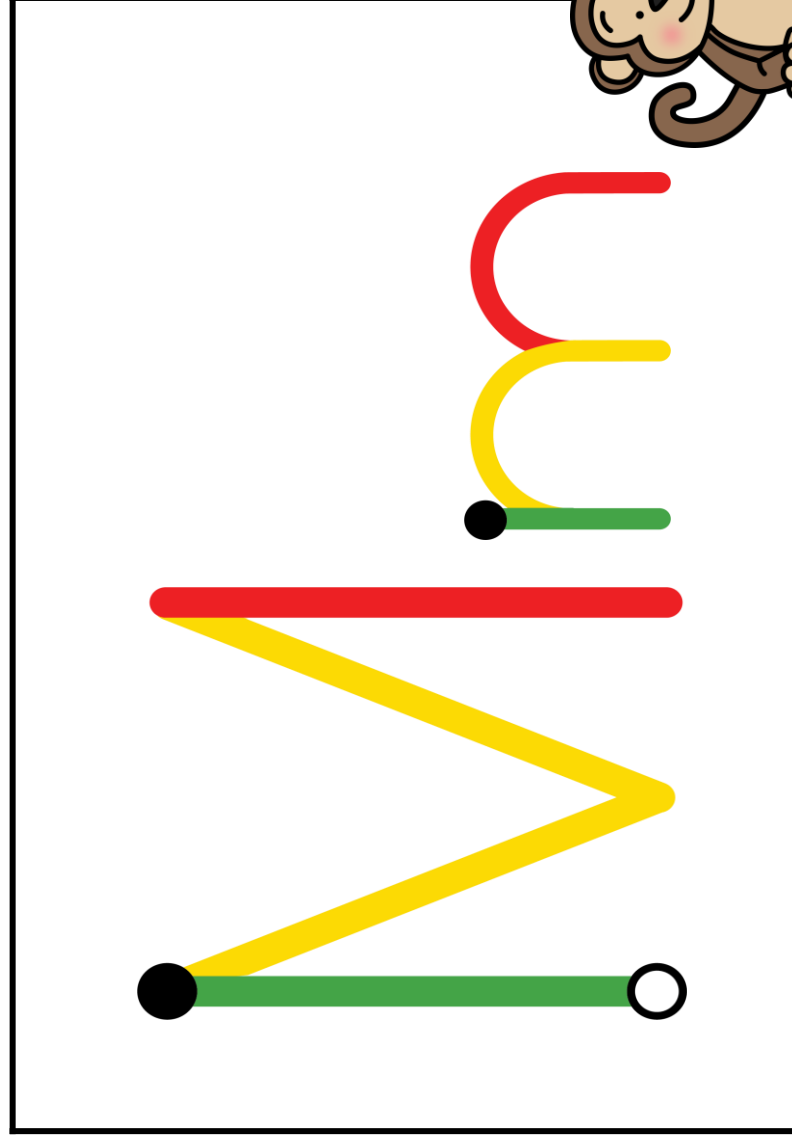


Handwriting Mat



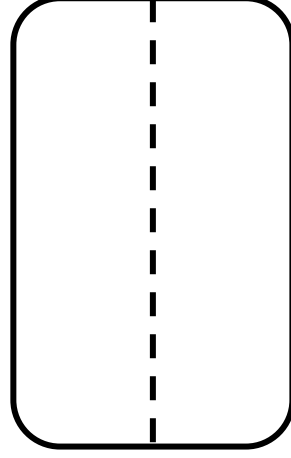
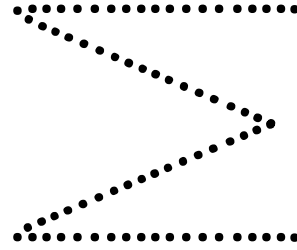



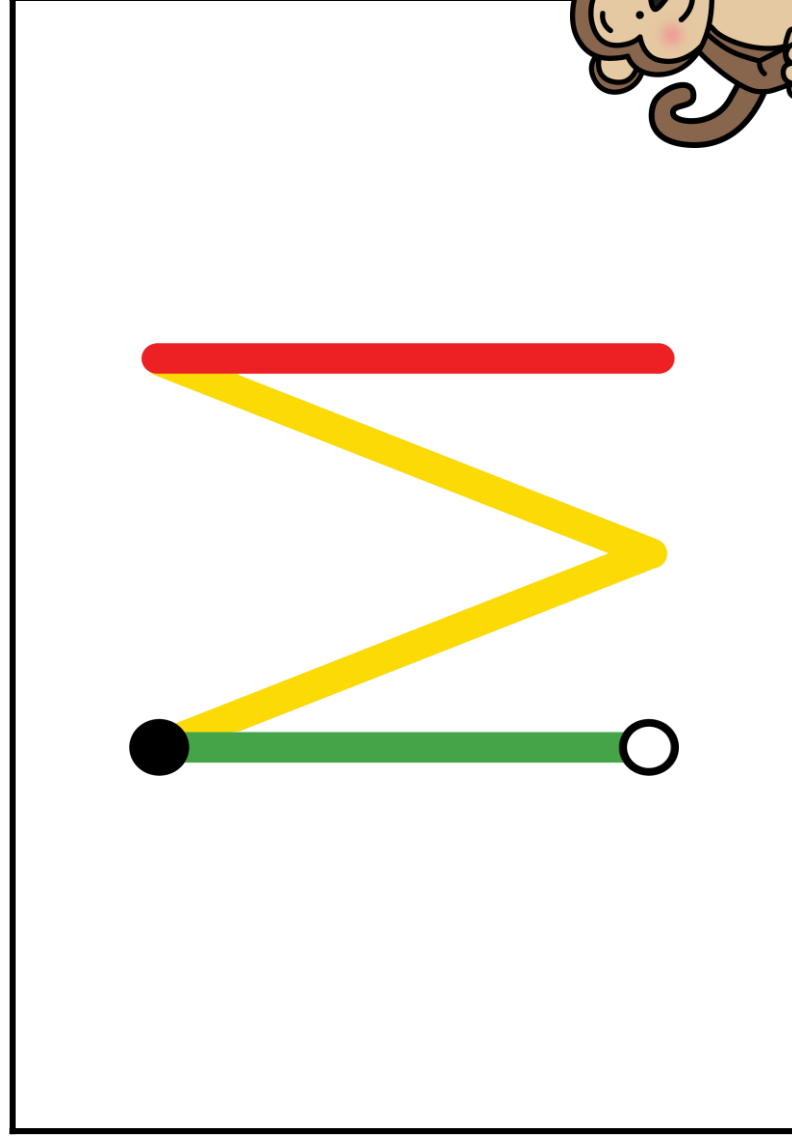


Handwriting Mat



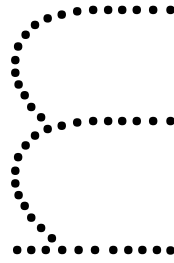
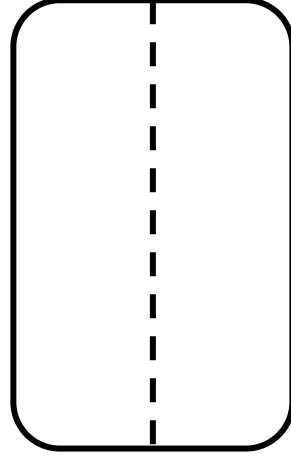



Handwriting Mat





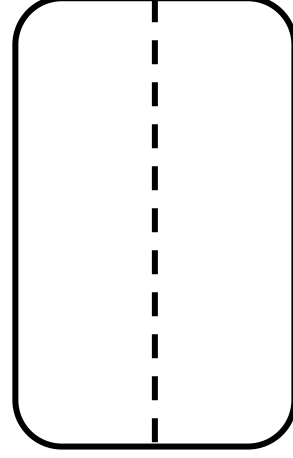
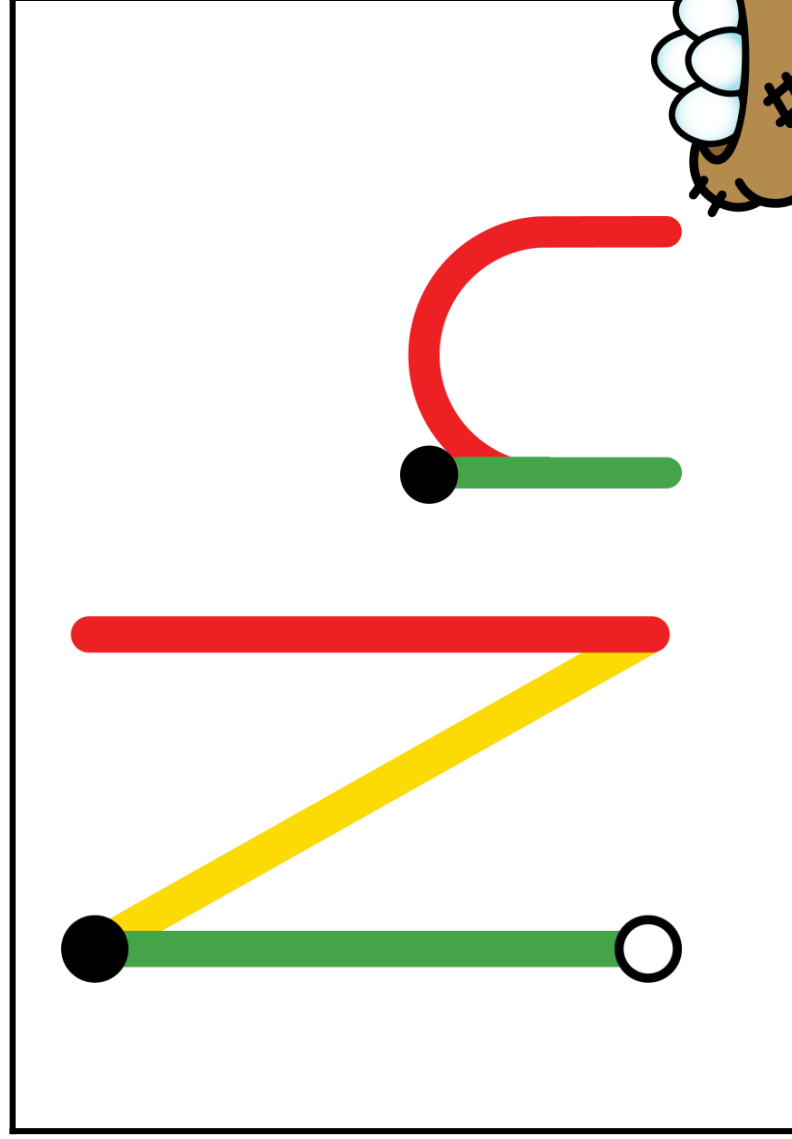


Handwriting Mat





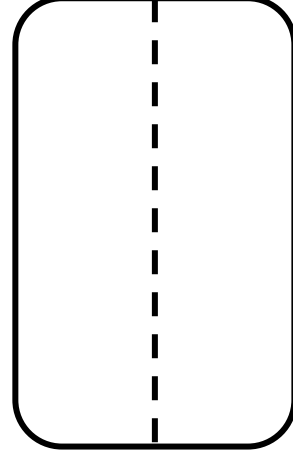
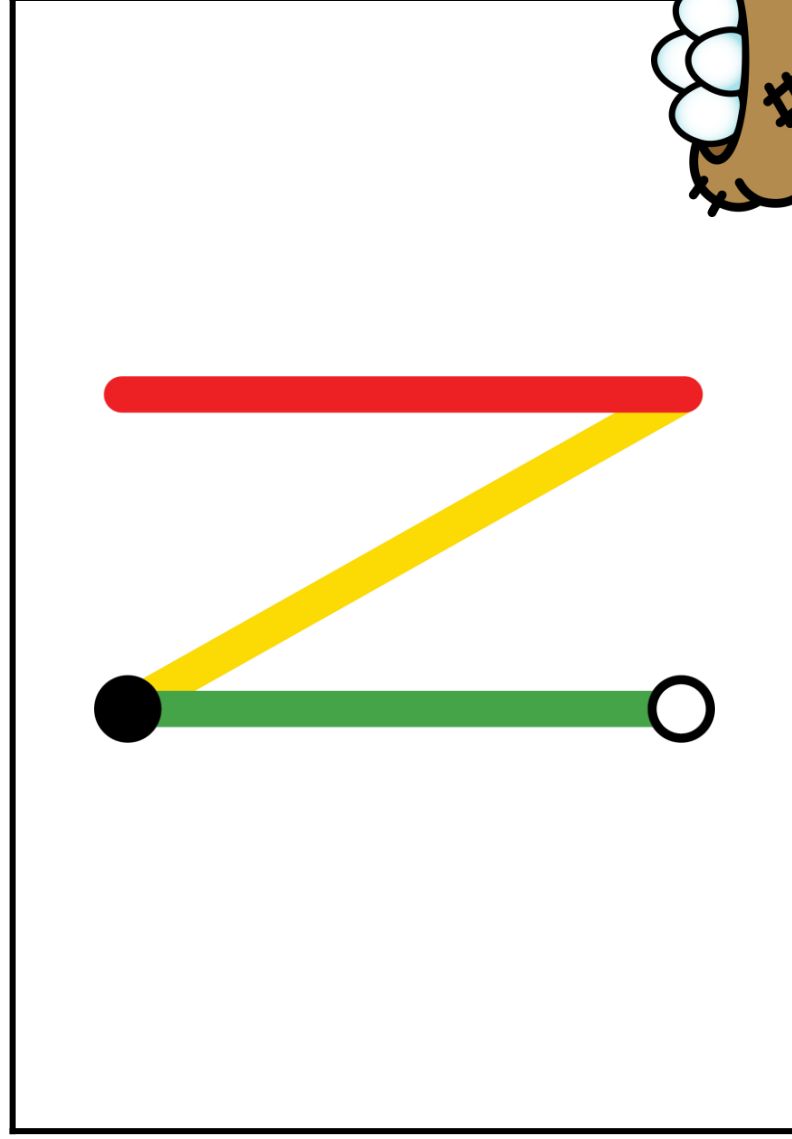


Handwriting Mat



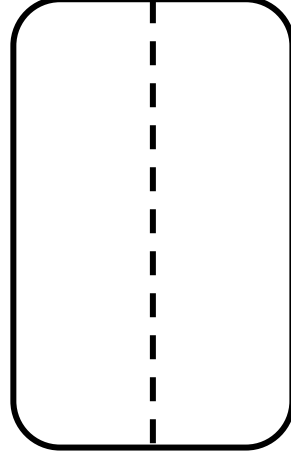

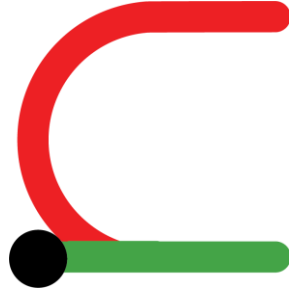


Handwriting Mat





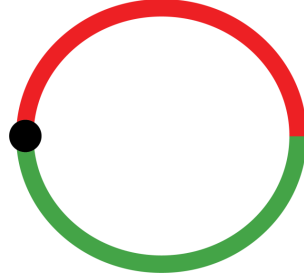
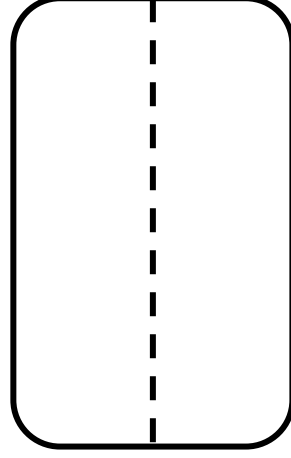



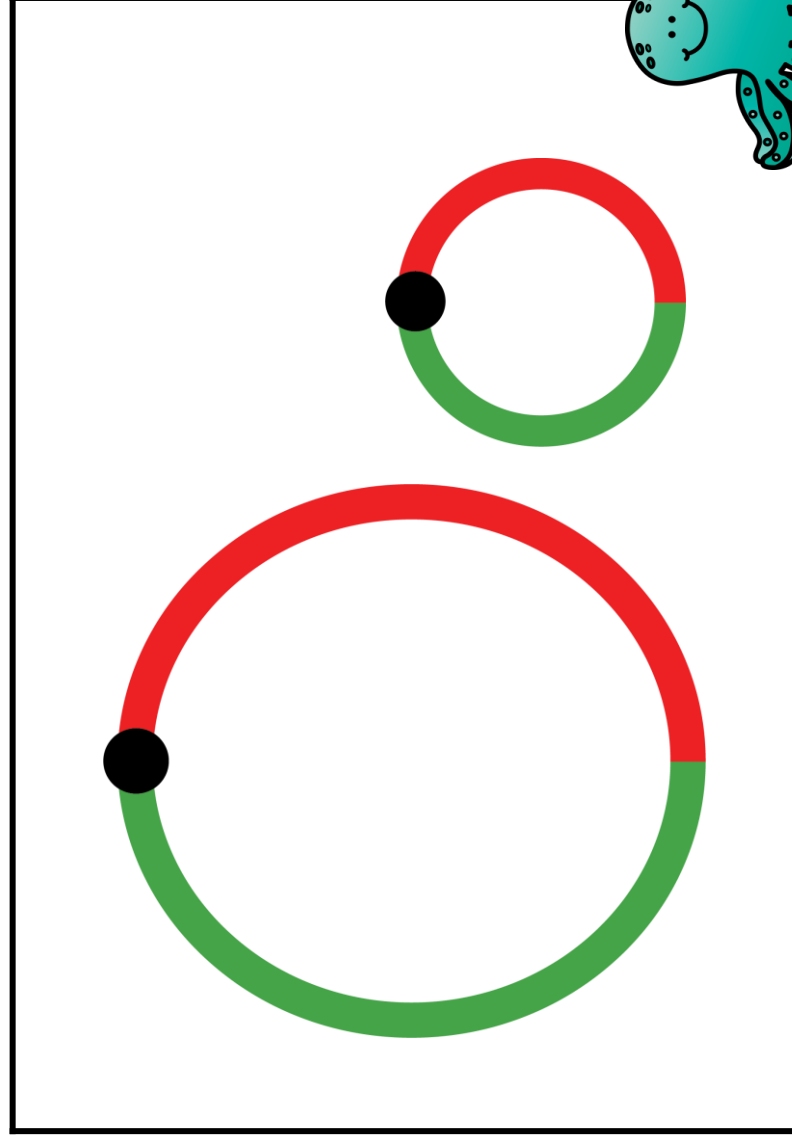


Handwriting Mat



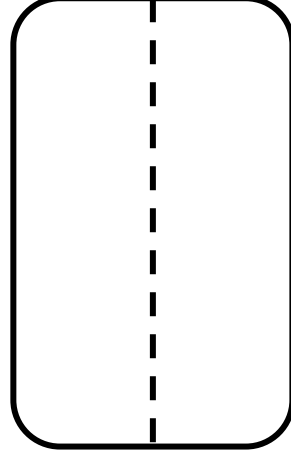

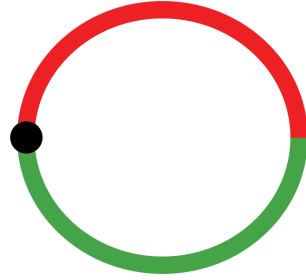


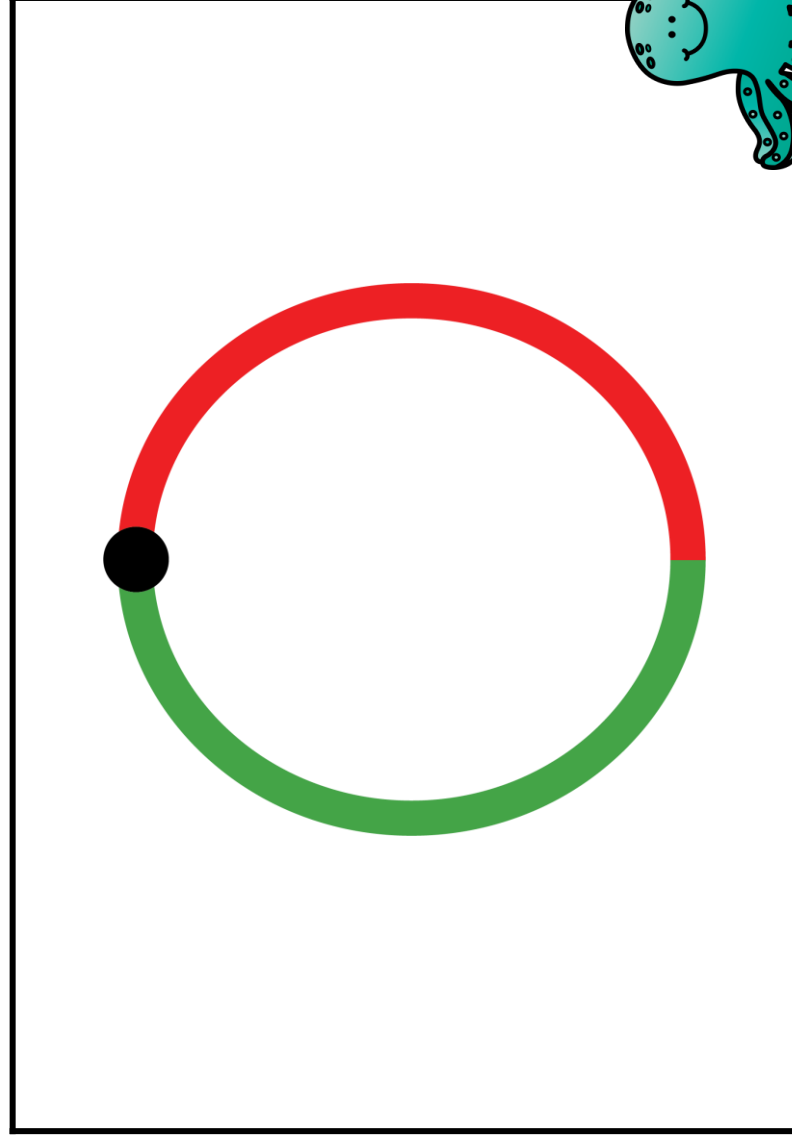


Handwriting Mat



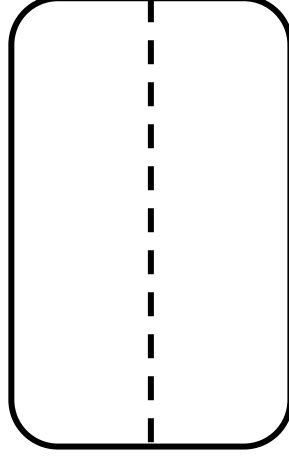



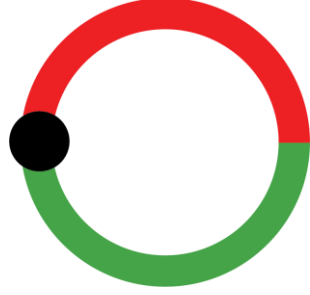


Handwriting Mat



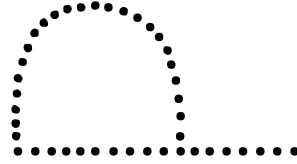


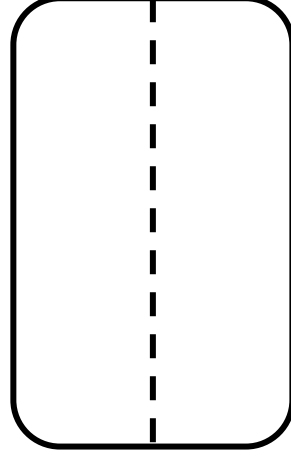

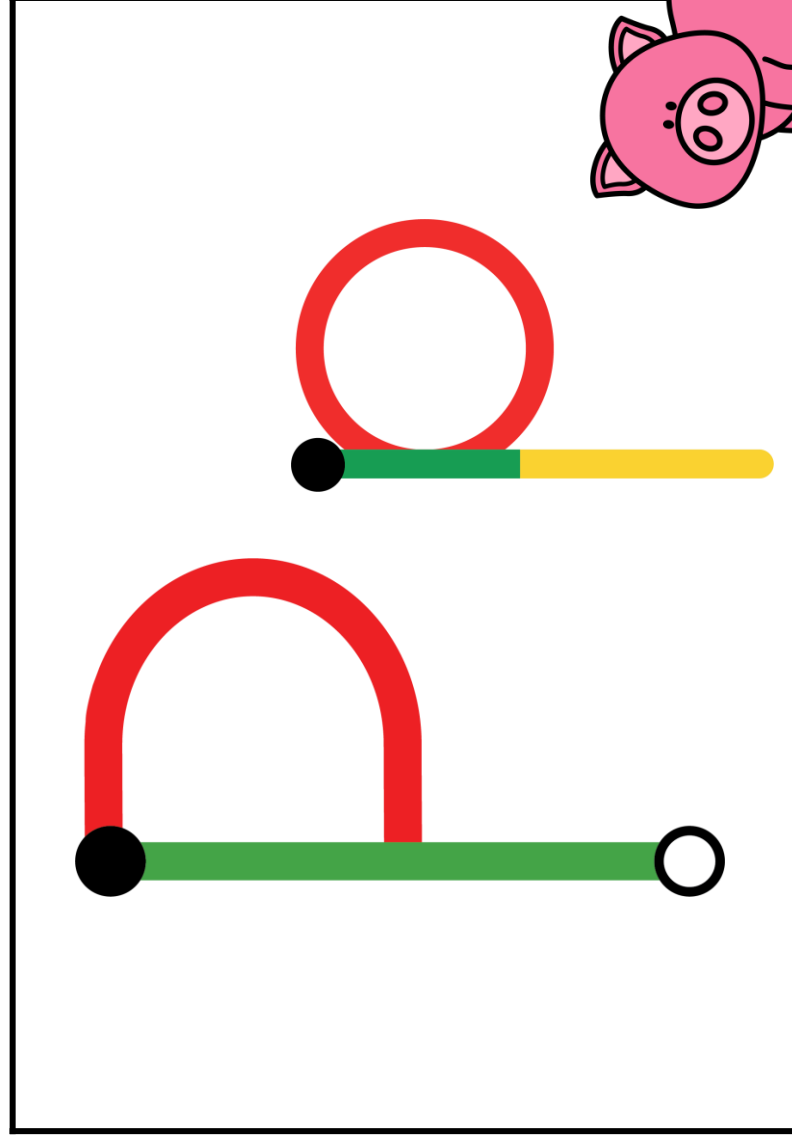


Handwriting Mat



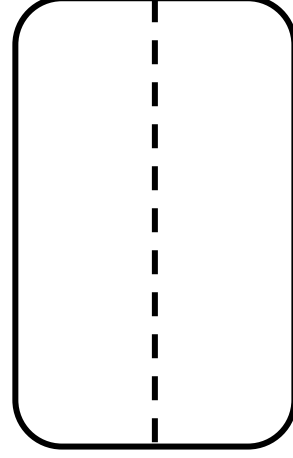
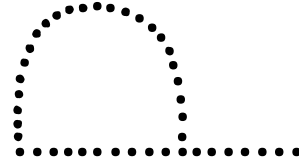


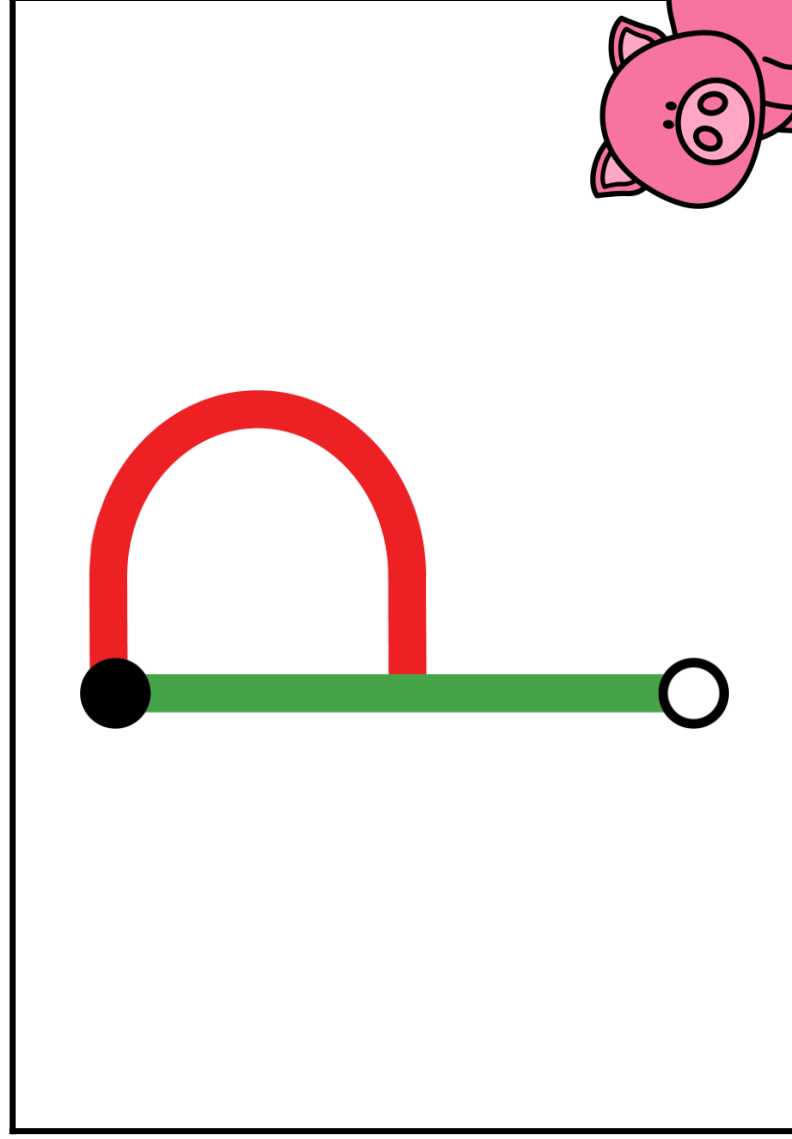


Handwriting Mat




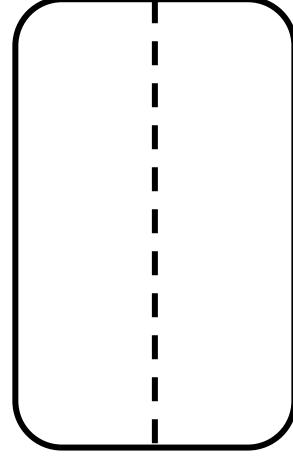




Handwriting Mat




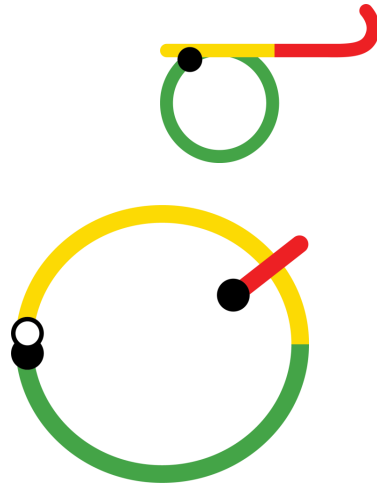
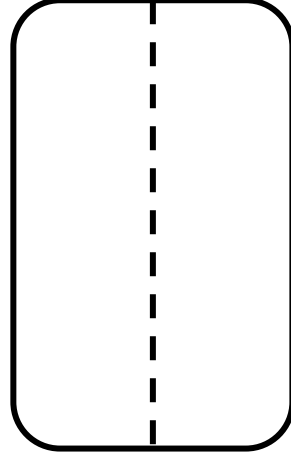

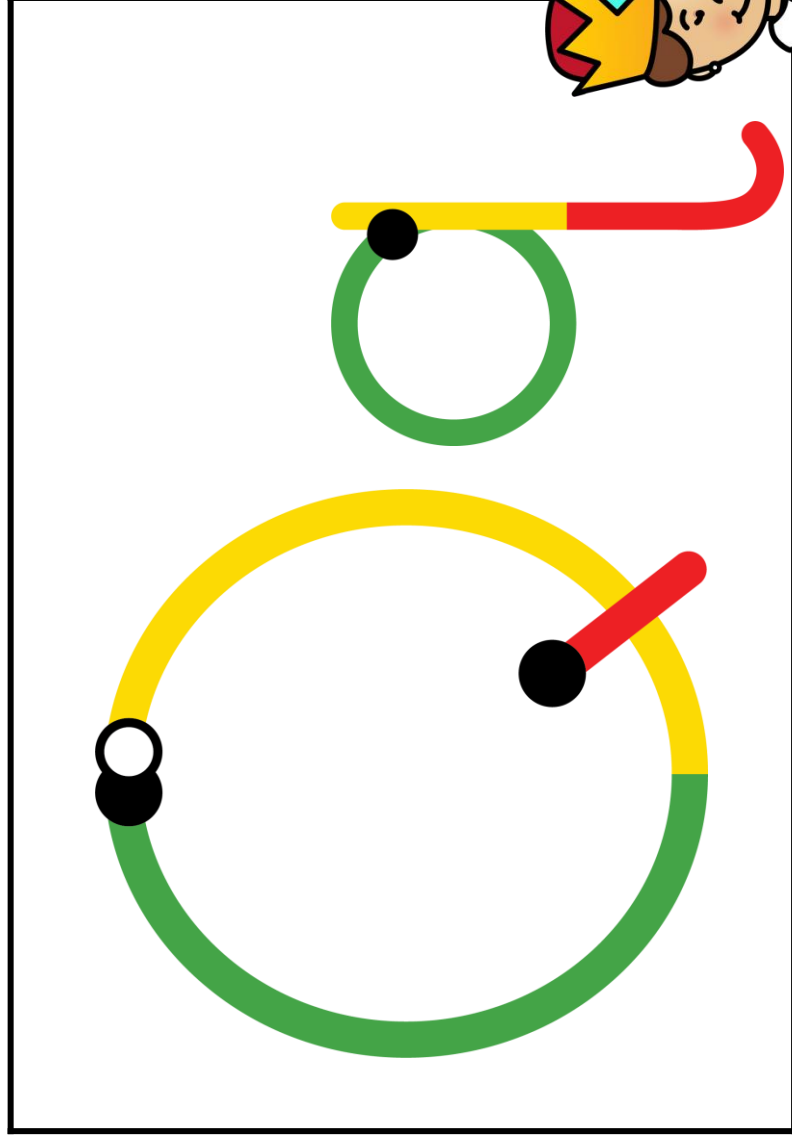


Handwriting Mat



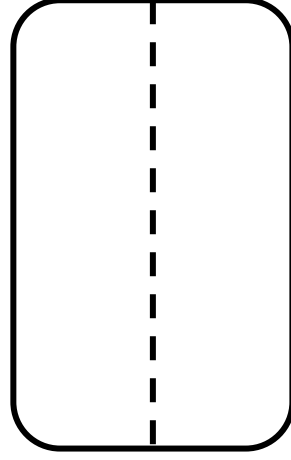



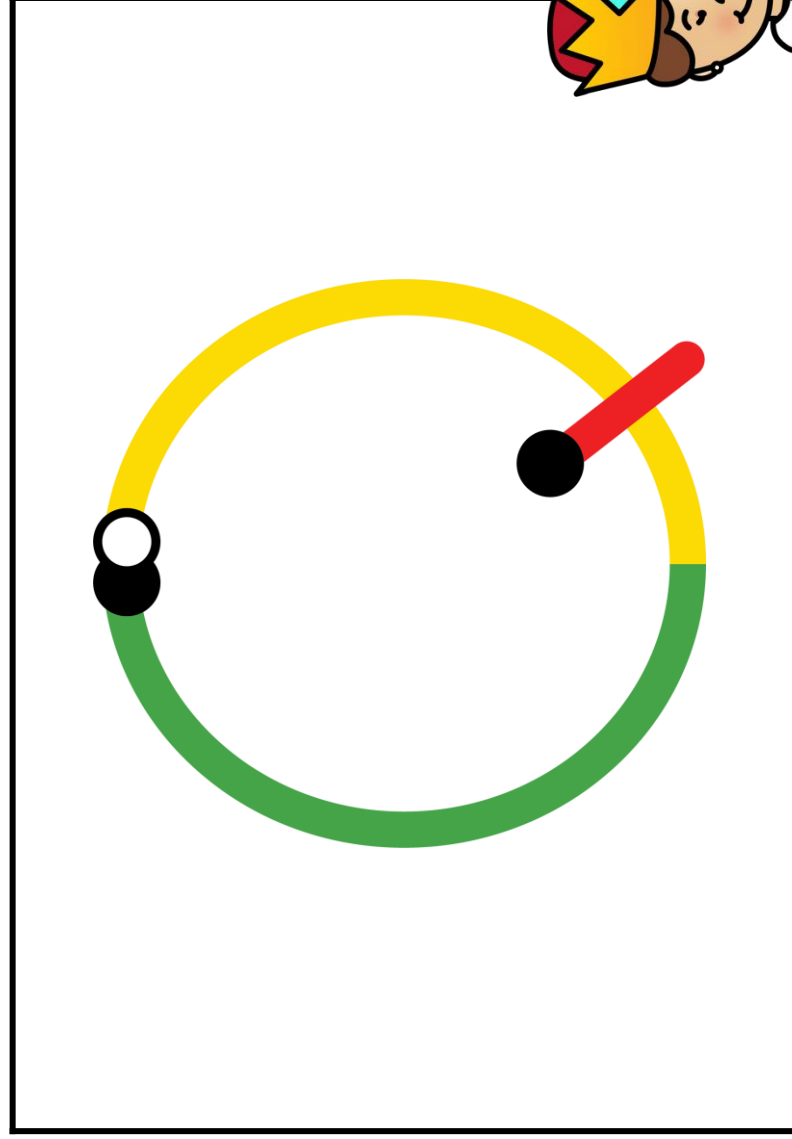


Handwriting Mat




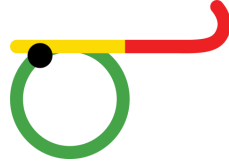
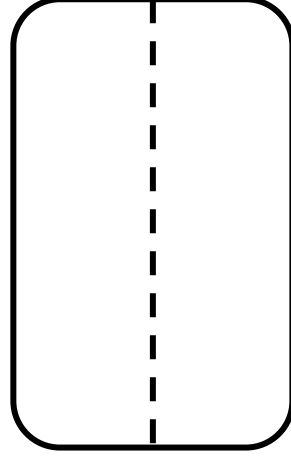
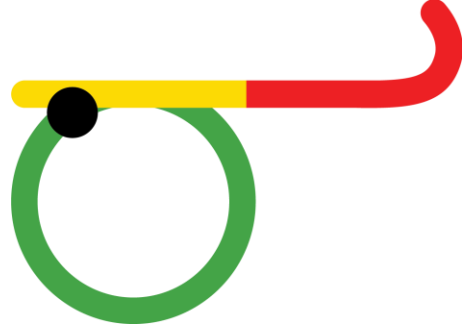


Handwriting Mat



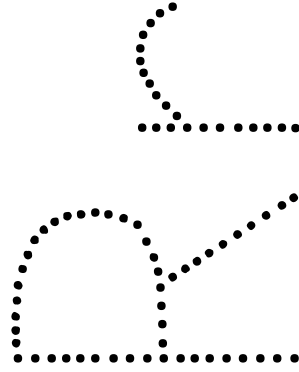
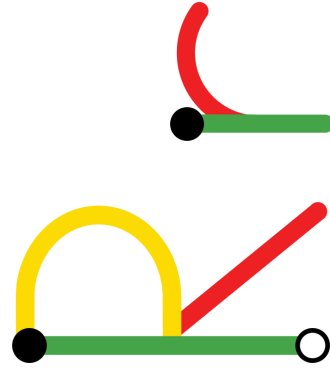
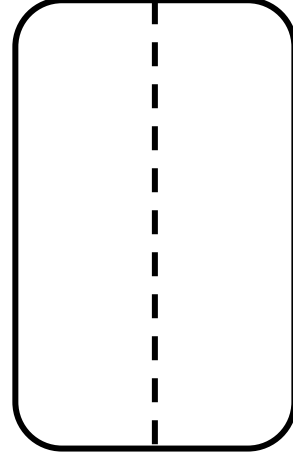
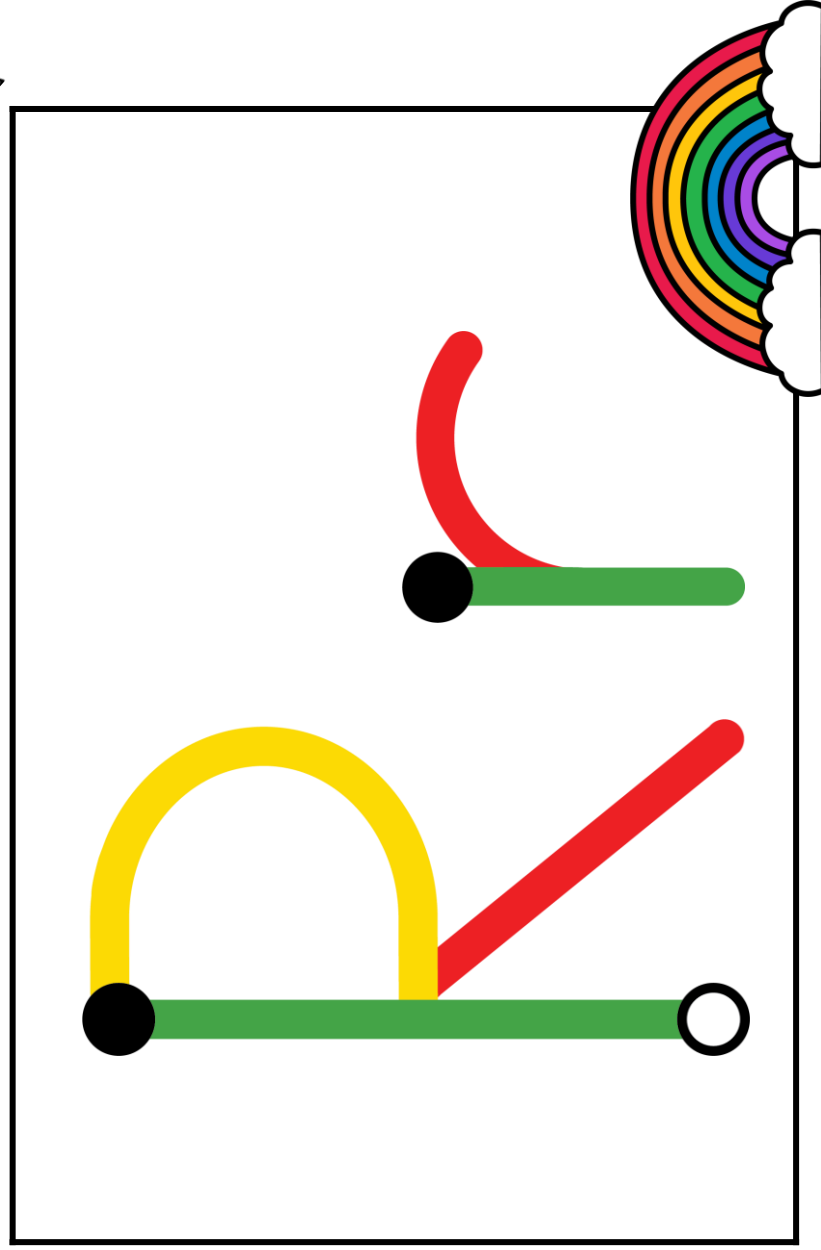


Handwriting Mat




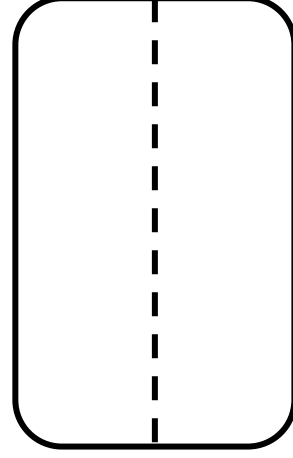
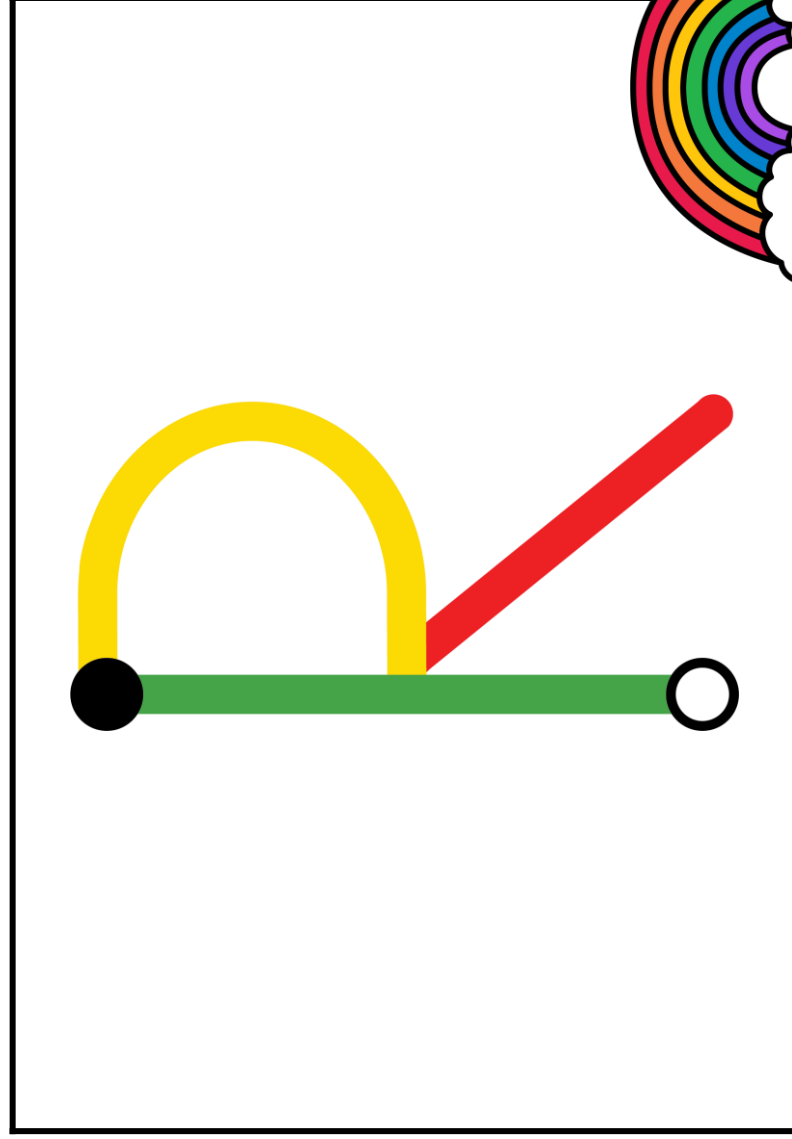


Handwriting Mat



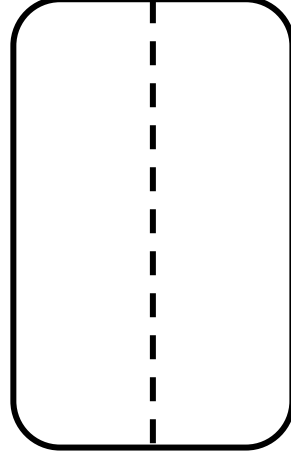



Handwriting Mat





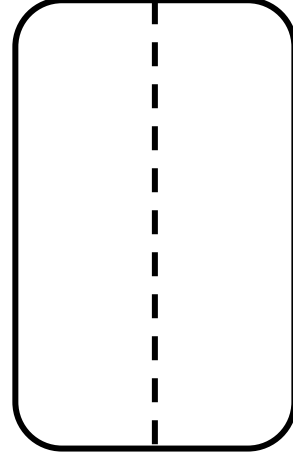

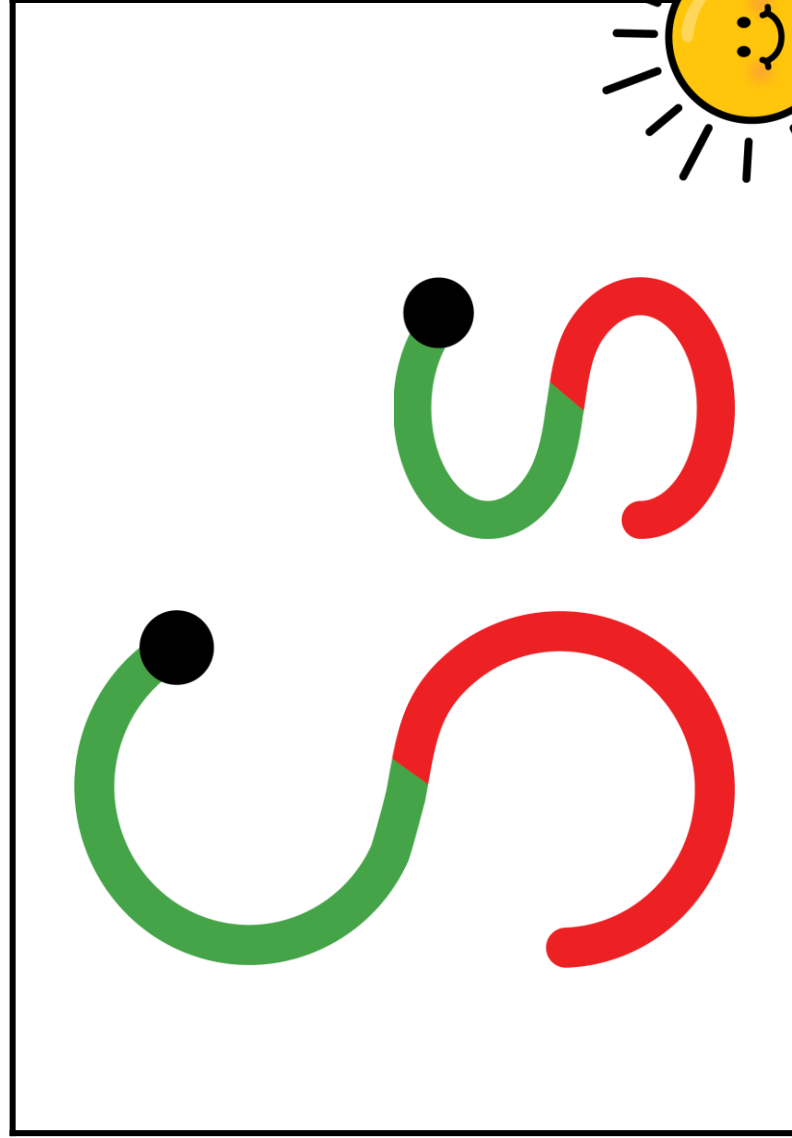



Handwriting Mat





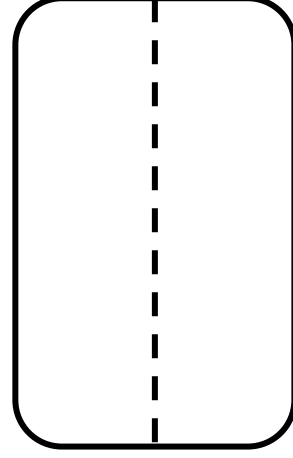

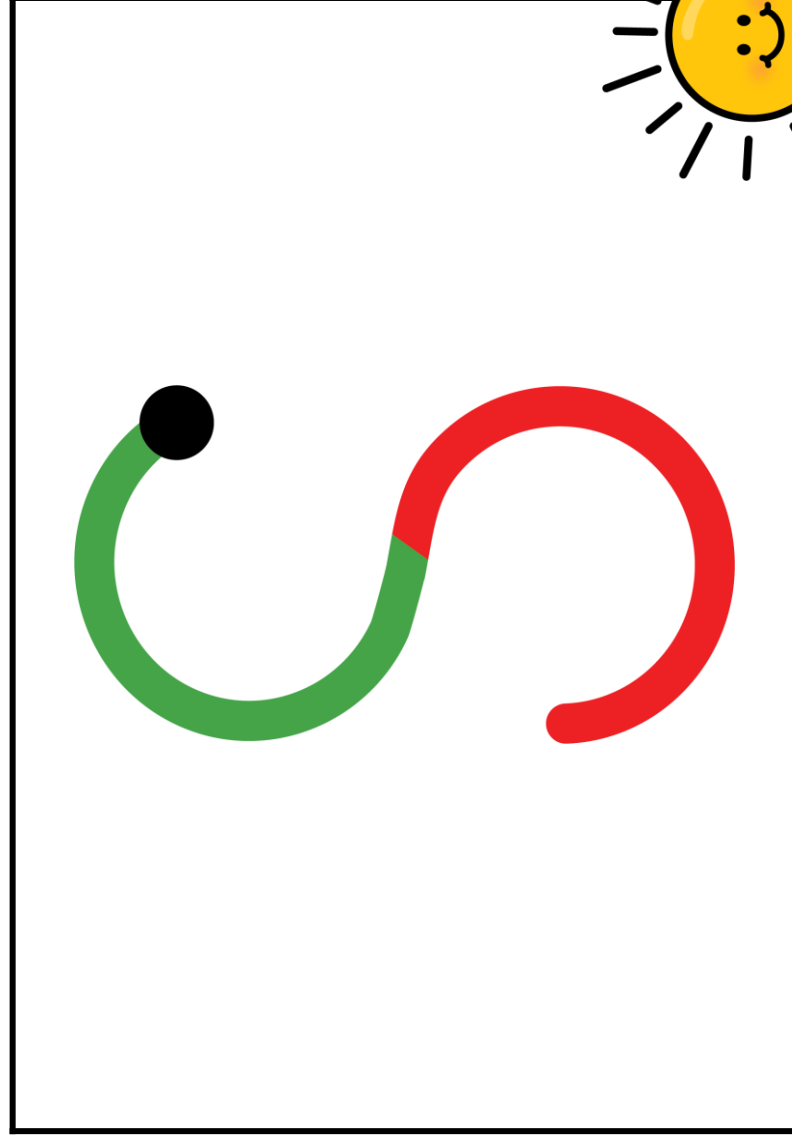


Handwriting Mat



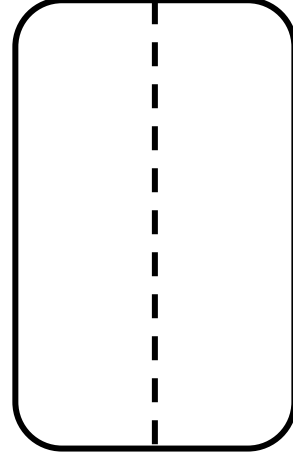



Handwriting Mat



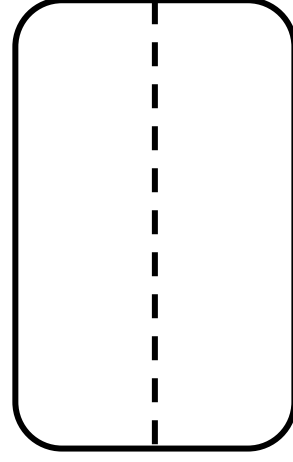
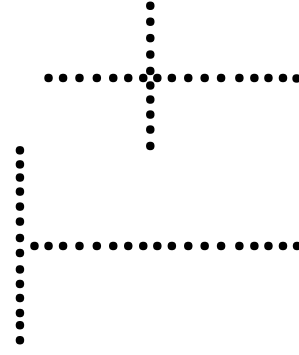
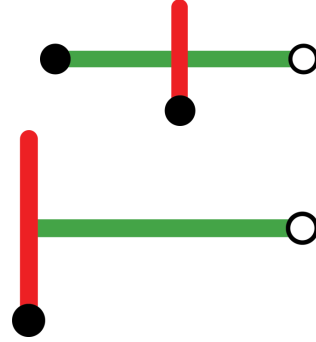
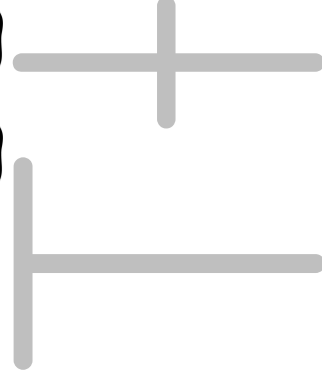

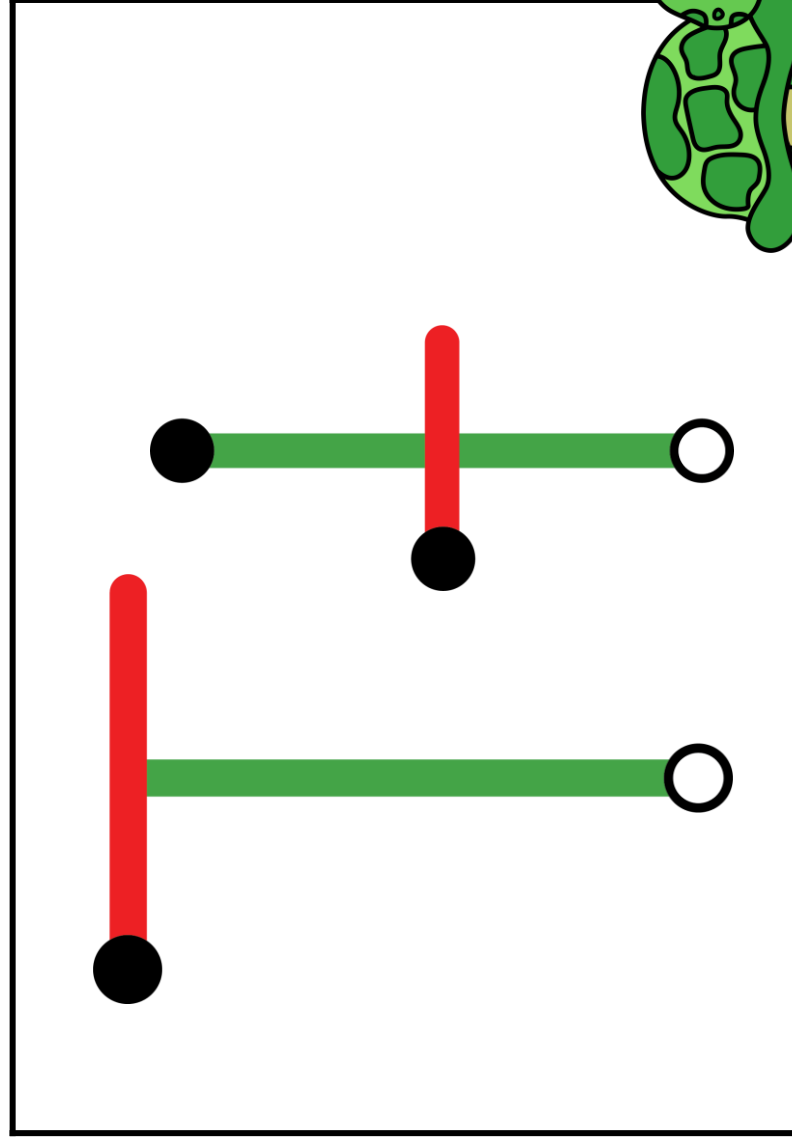


Handwriting Mat



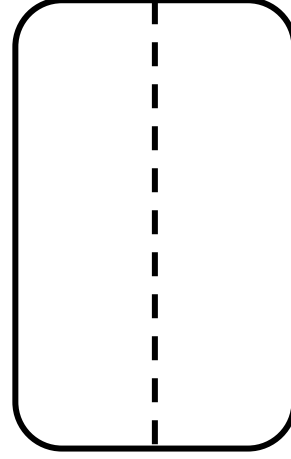

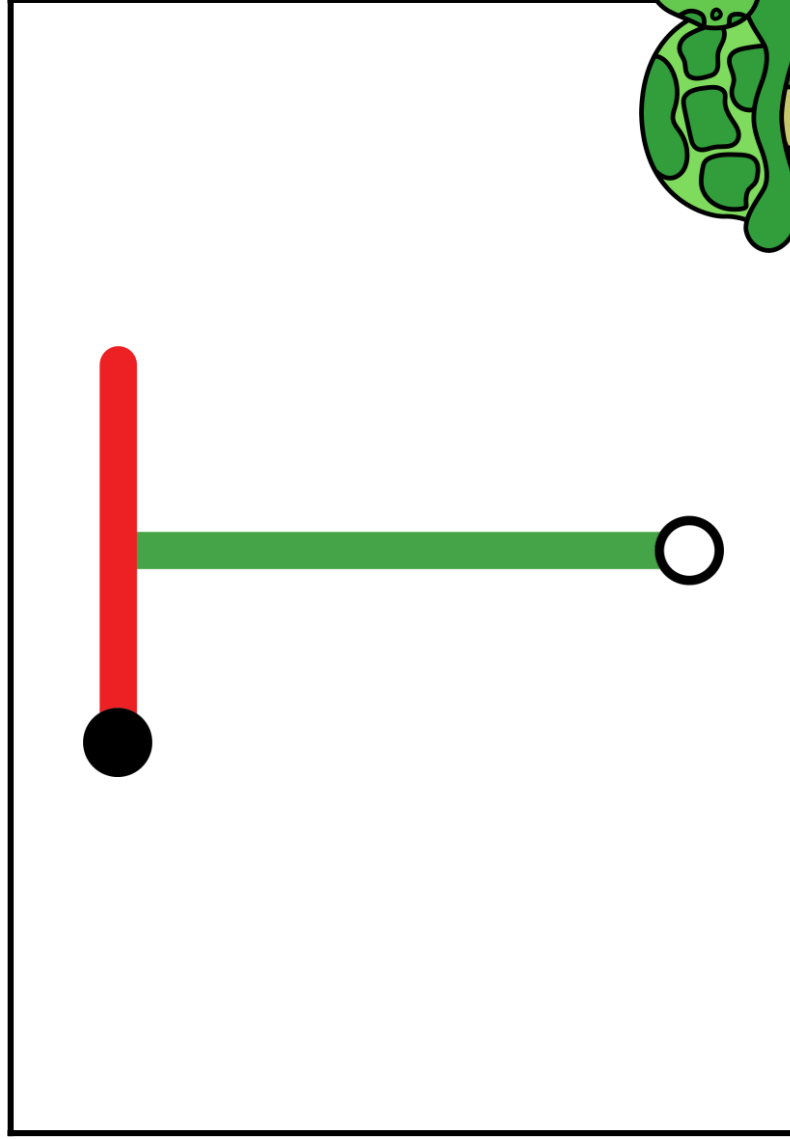


Handwriting Mat



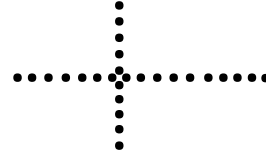
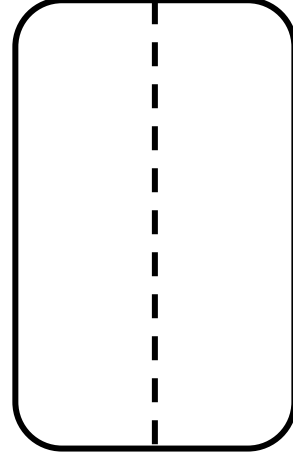
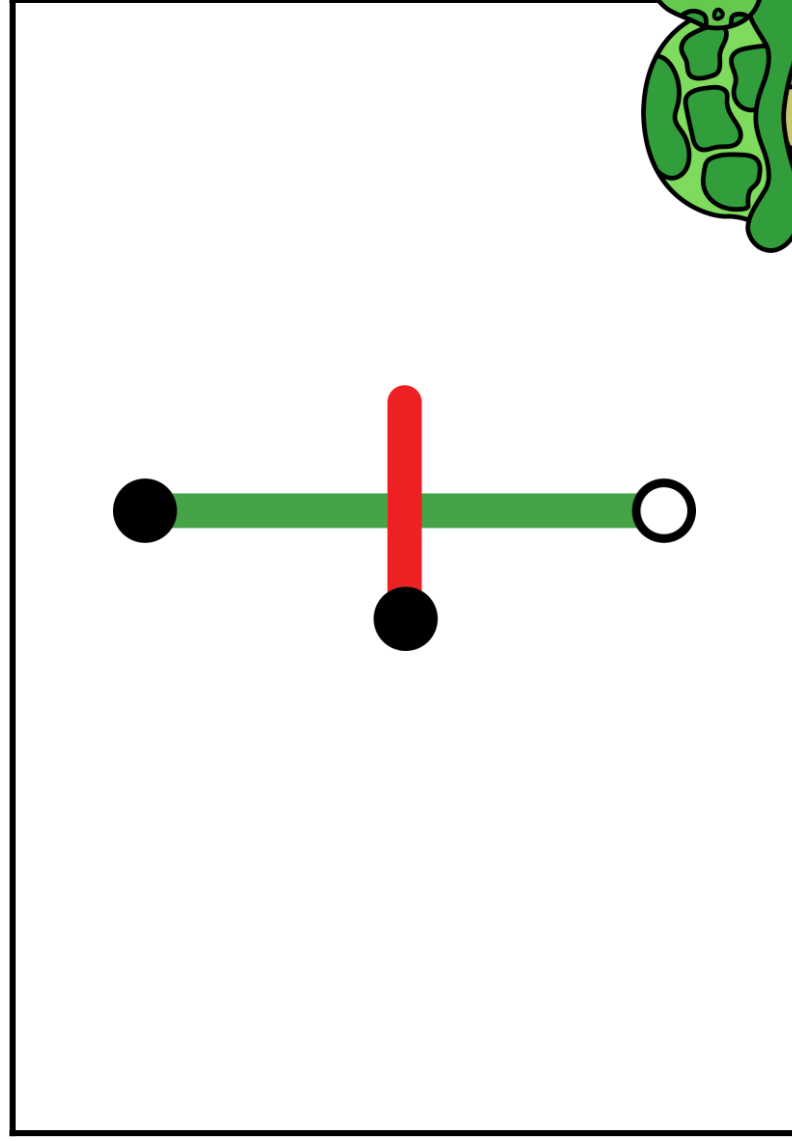


Handwriting Mat



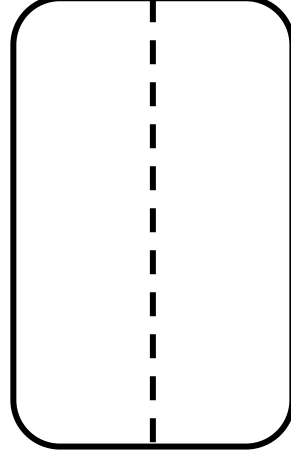

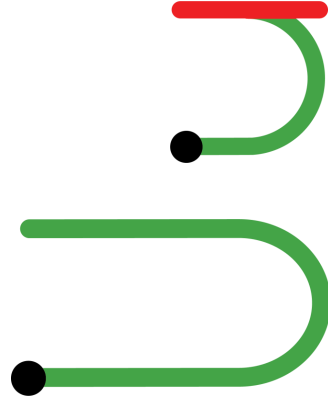

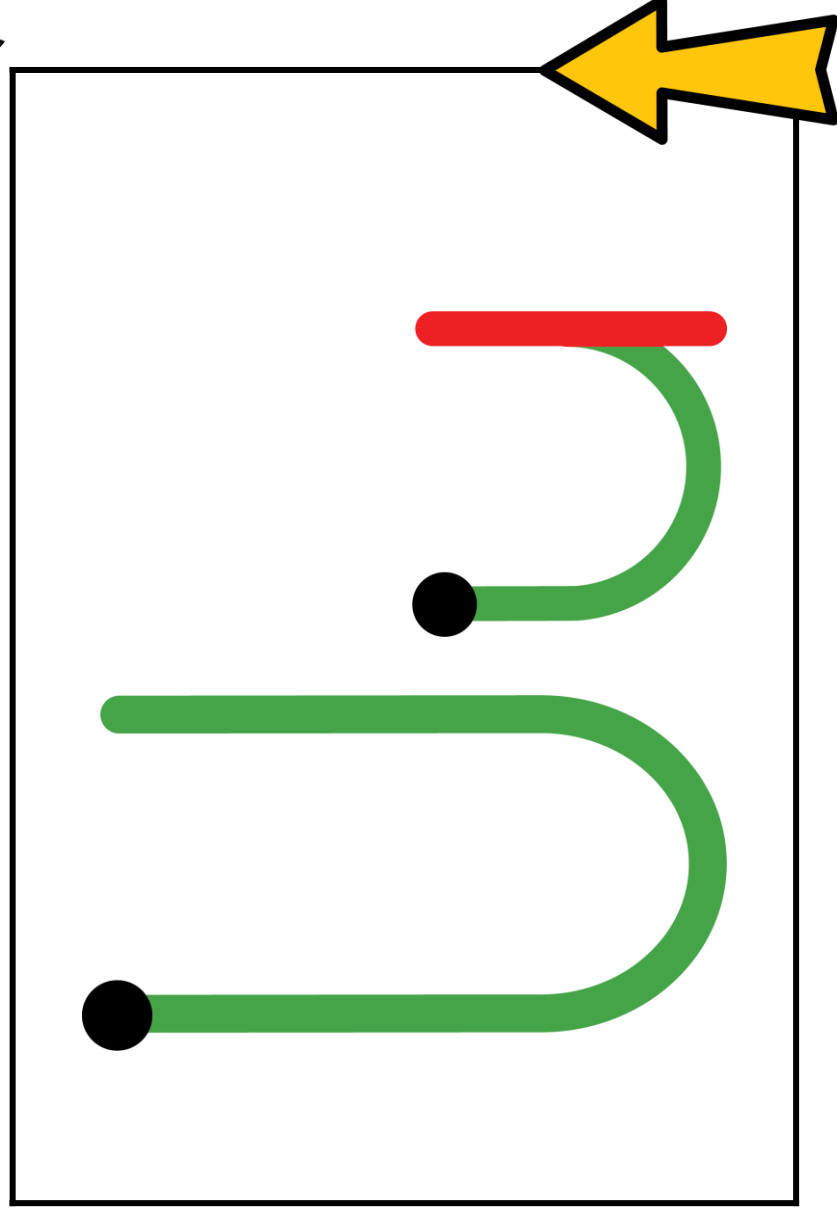


Handwriting Mat



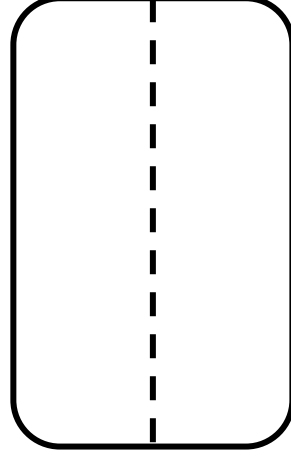
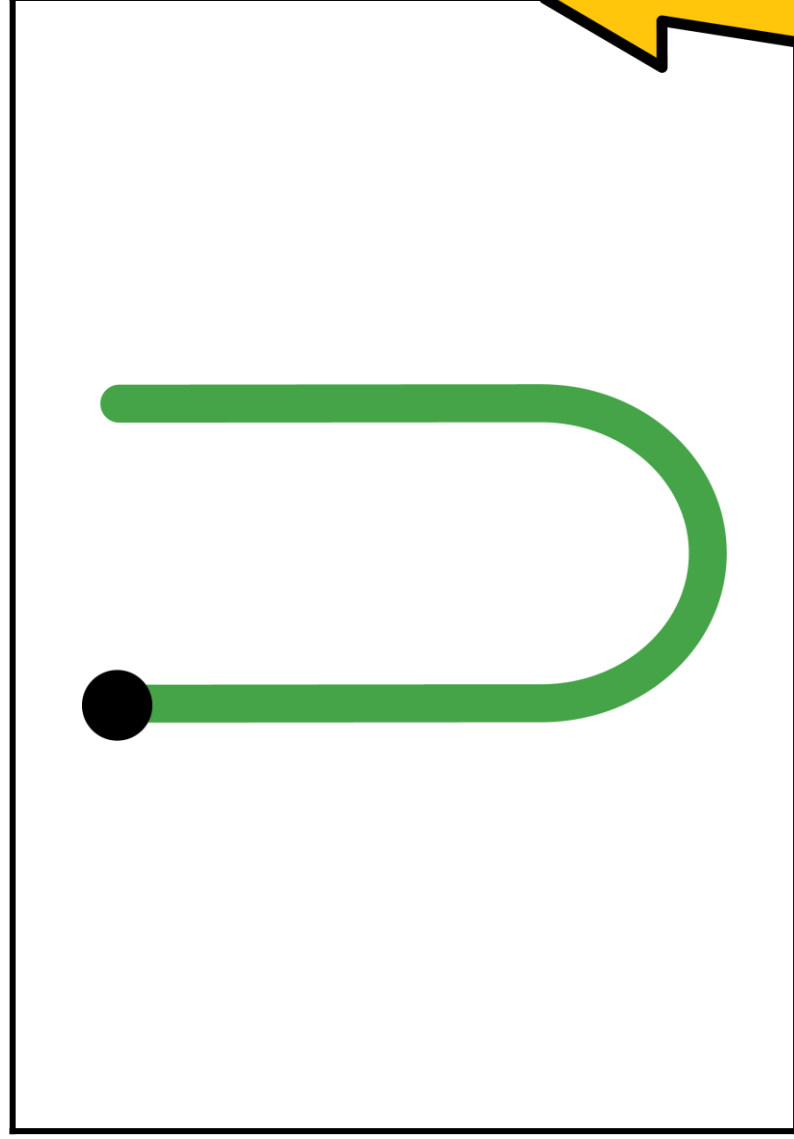


Handwriting Mat



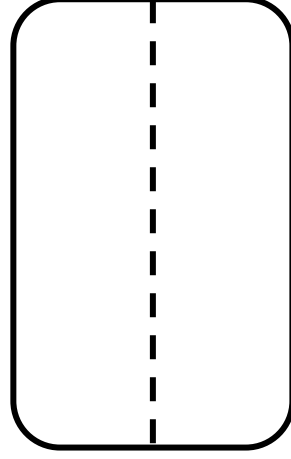

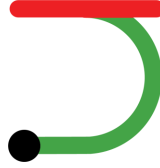

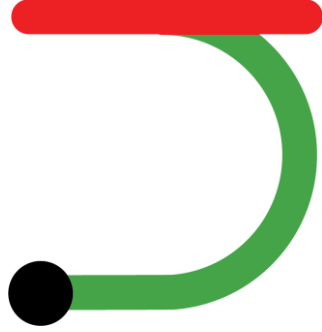


Handwriting Mat




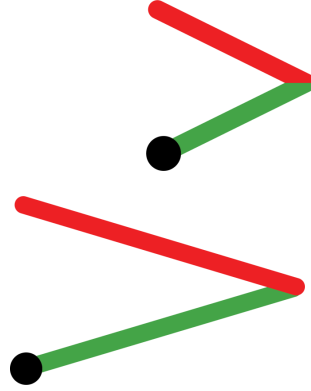
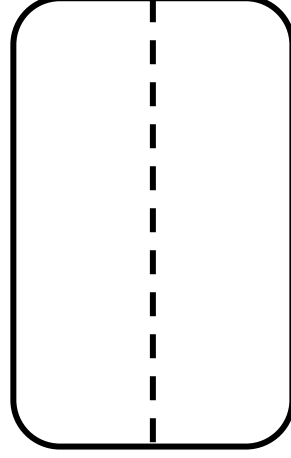
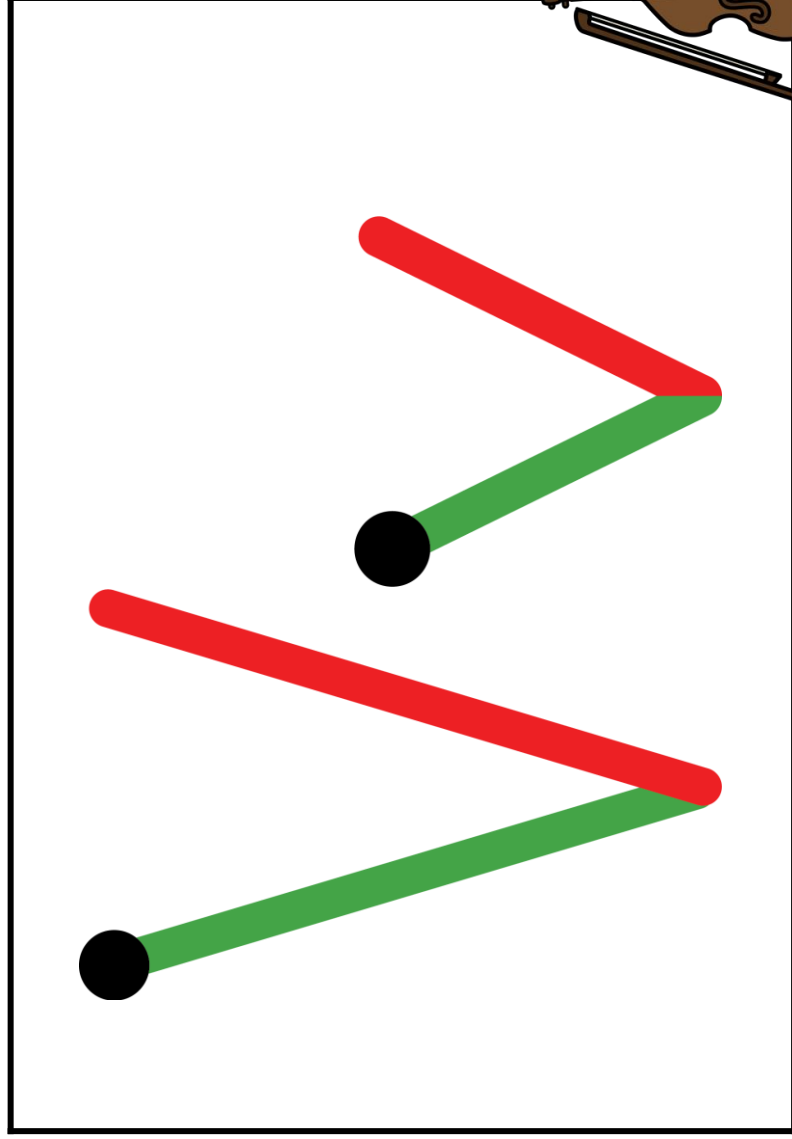


Handwriting Mat



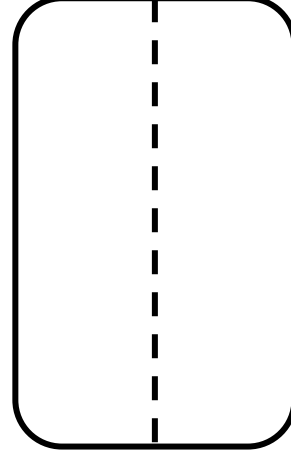
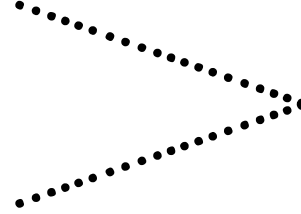


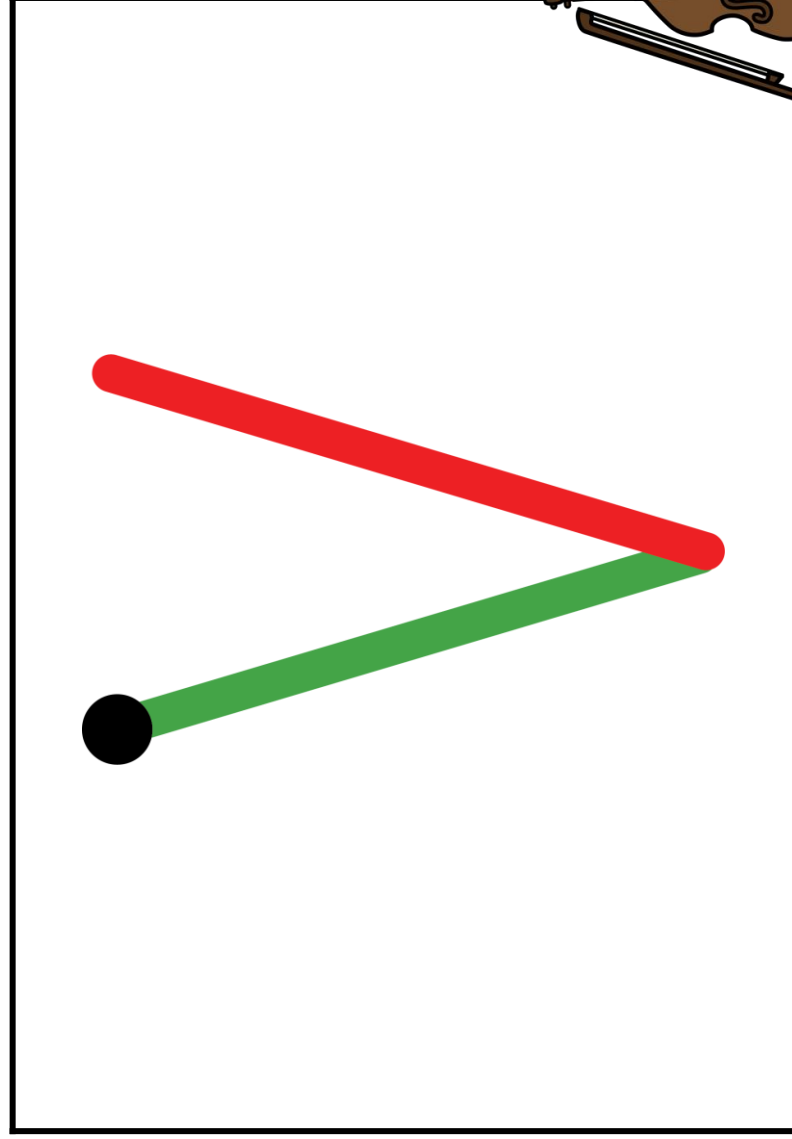


Handwriting Mat




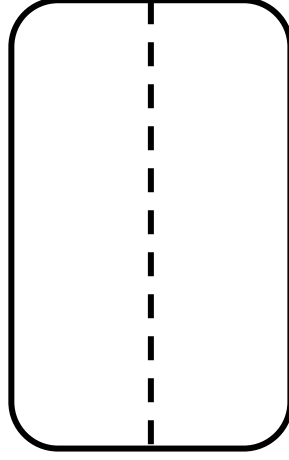
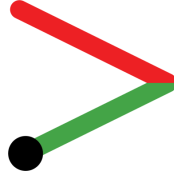
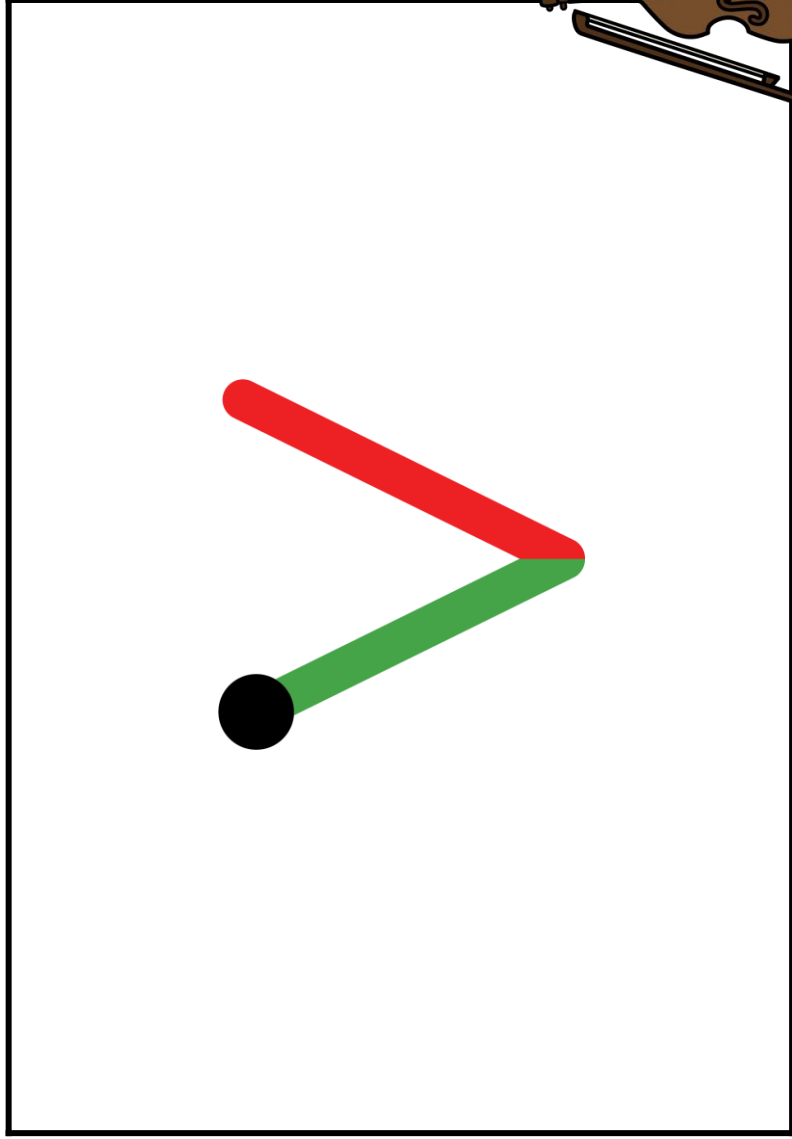


Handwriting Mat



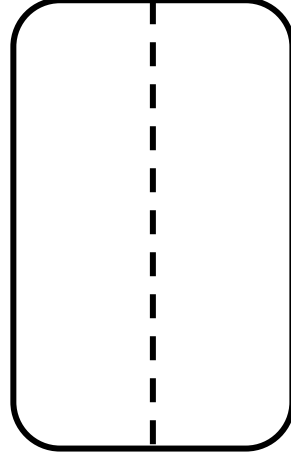


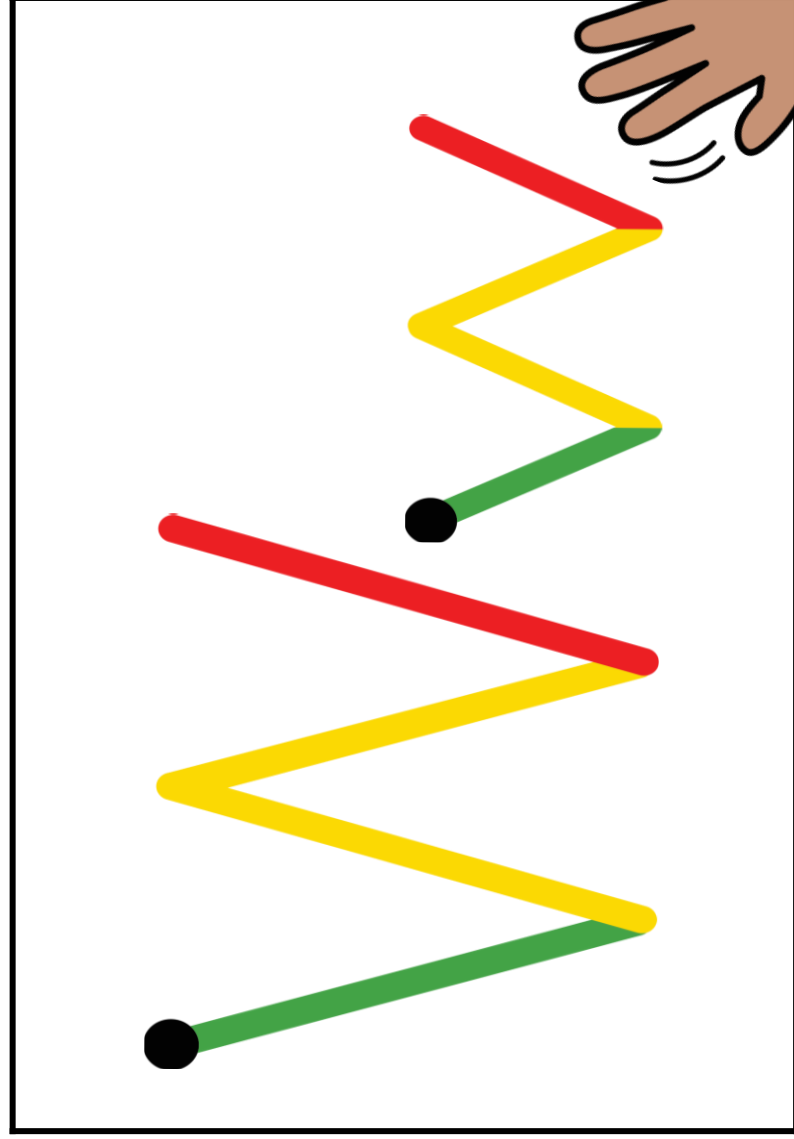


Handwriting Mat



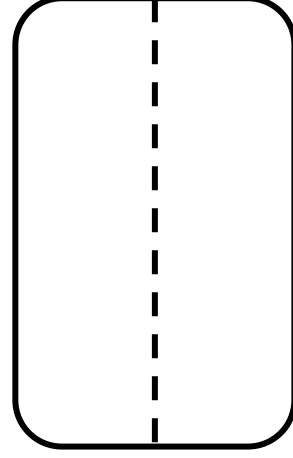


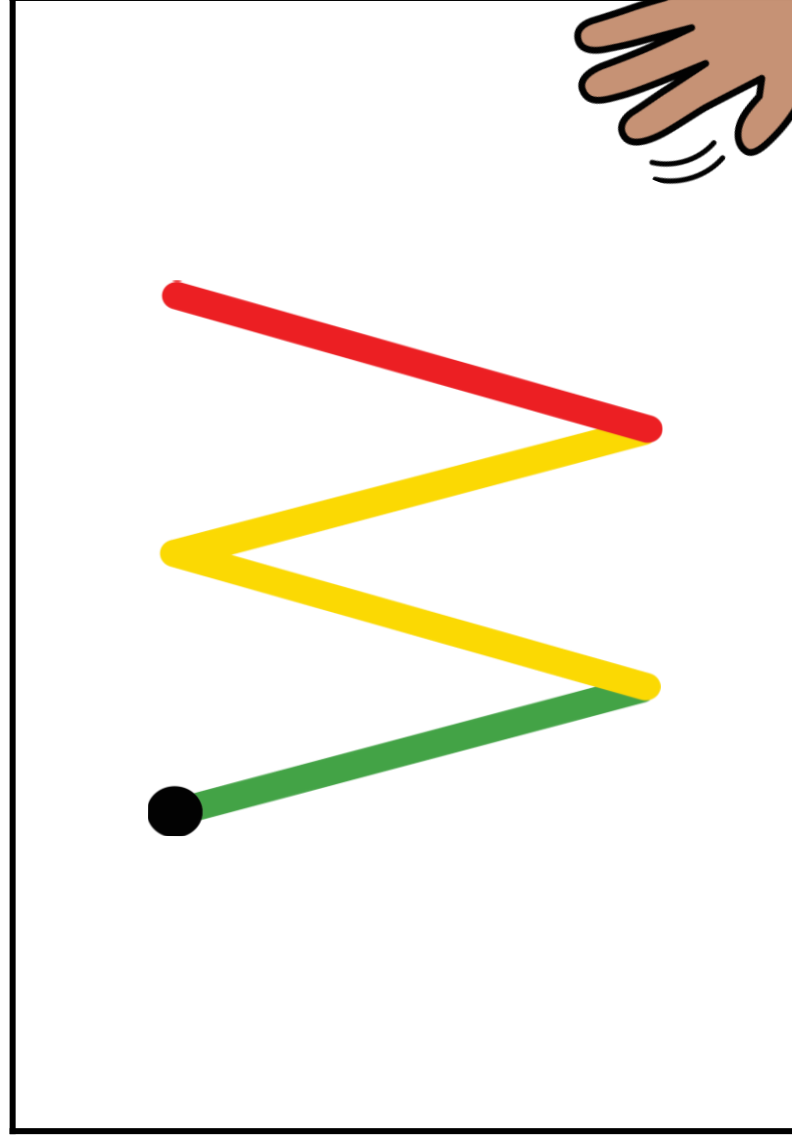


Handwriting Mat



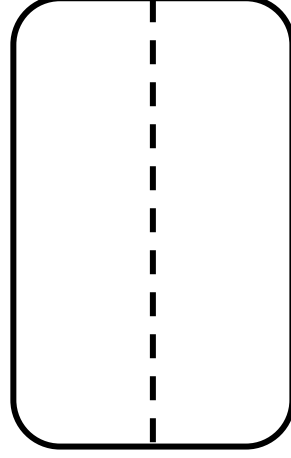



Handwriting Mat



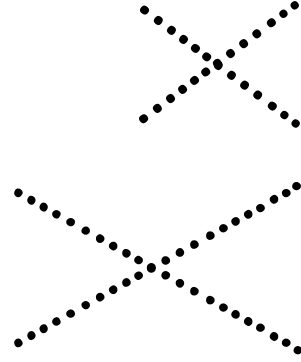
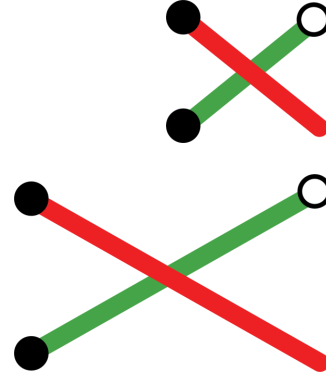
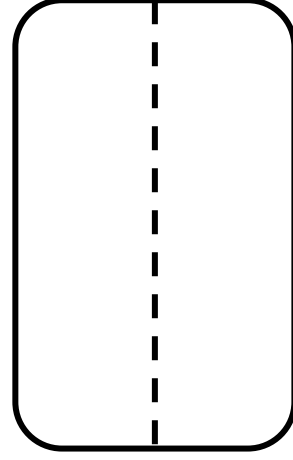

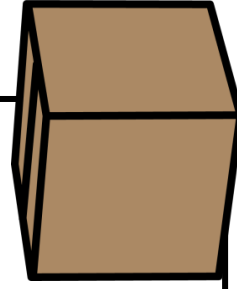
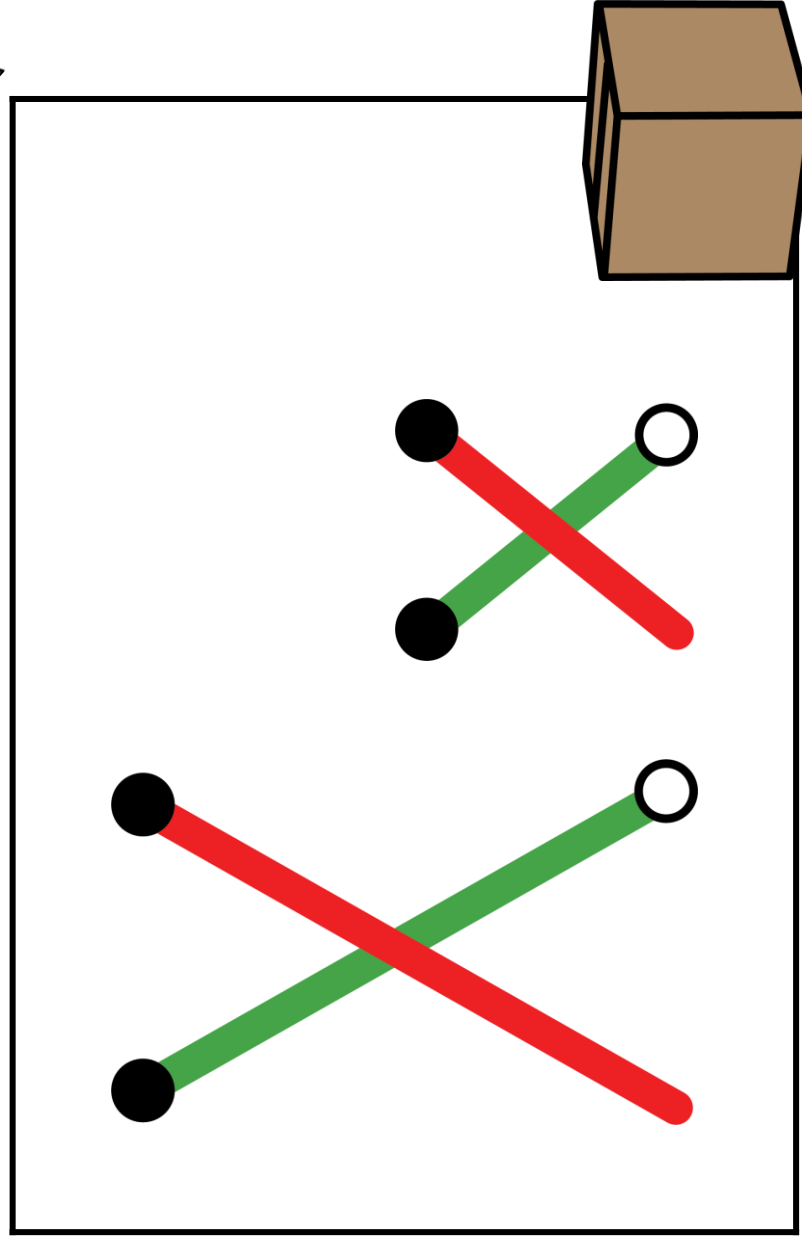


Handwriting Mat



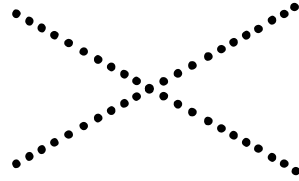

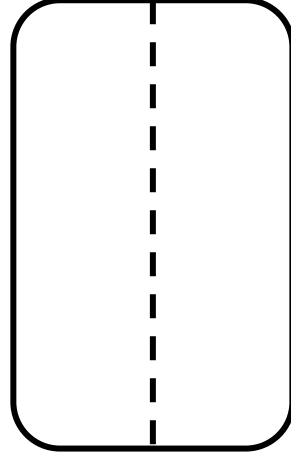

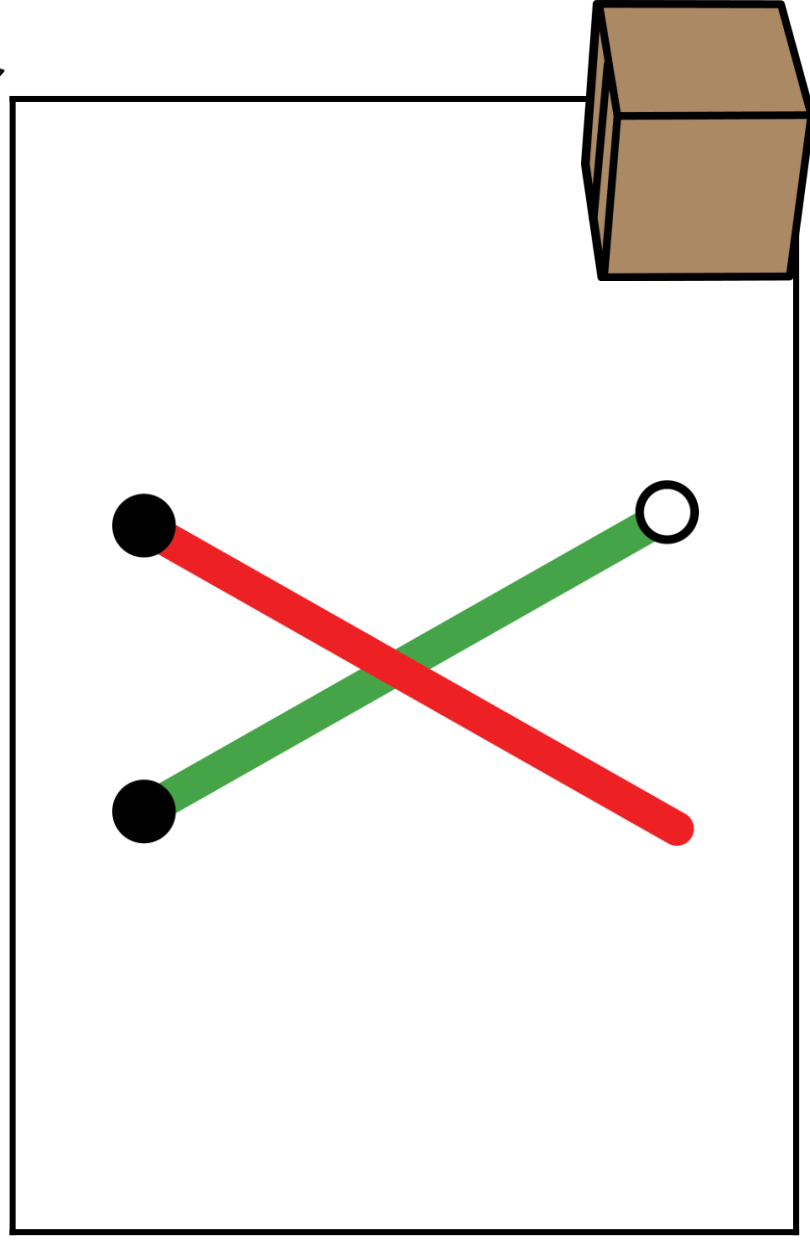


Handwriting Mat




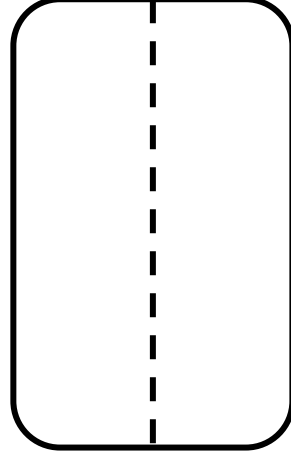
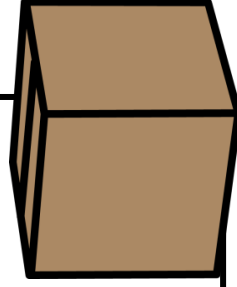
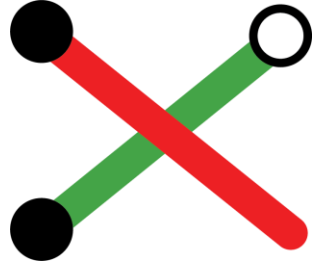


Handwriting Mat



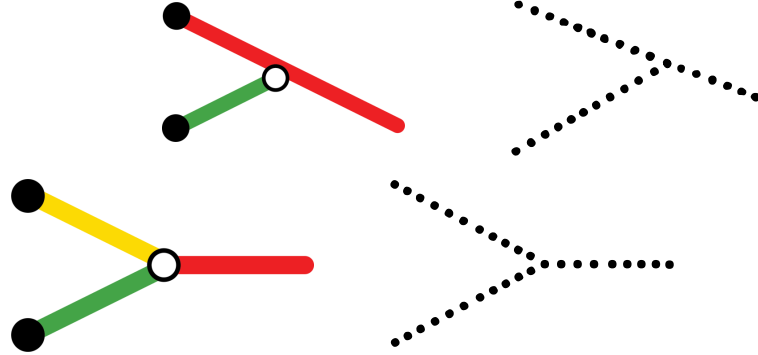
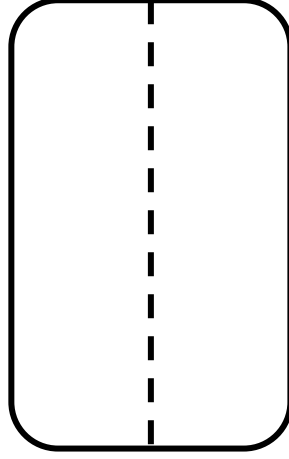
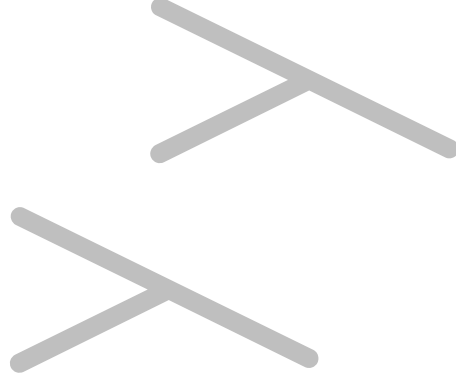

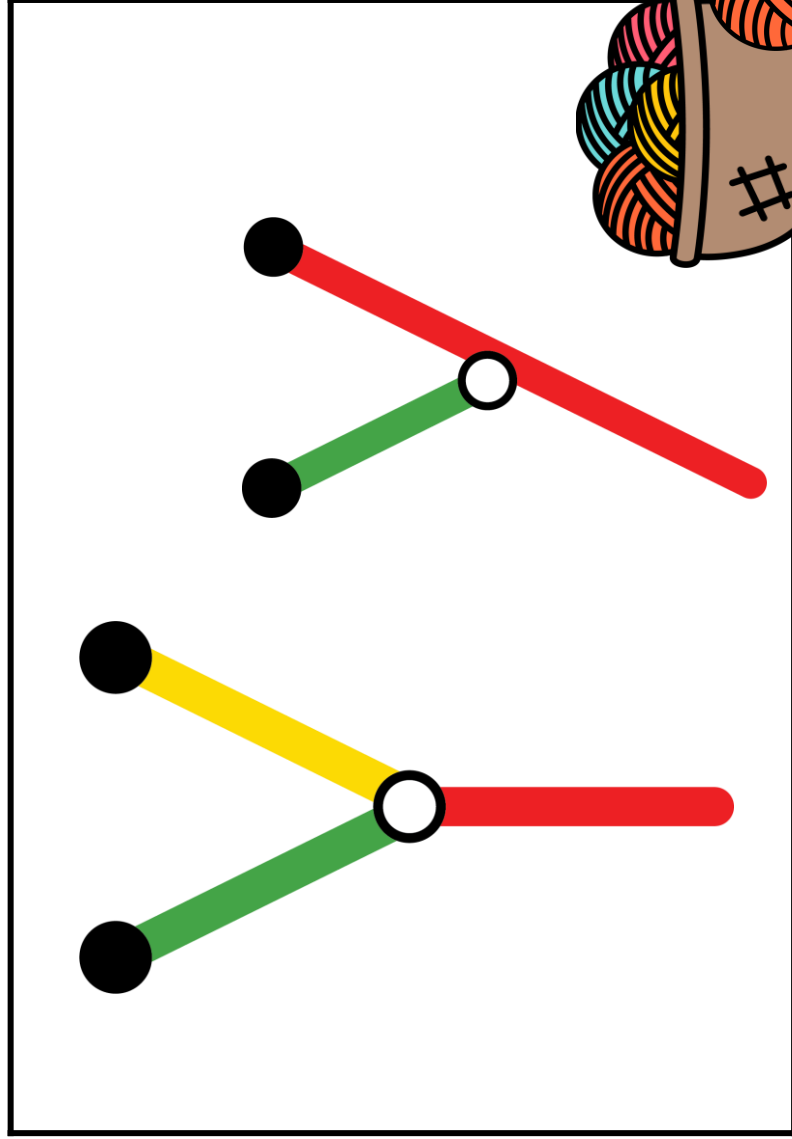


Handwriting Mat



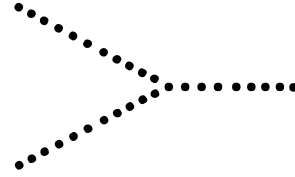
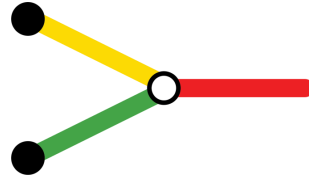
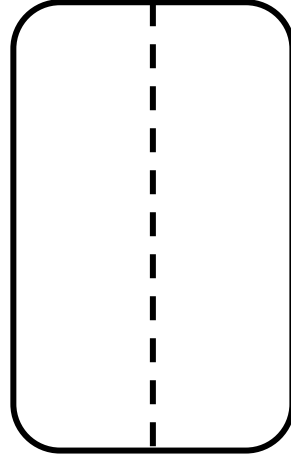

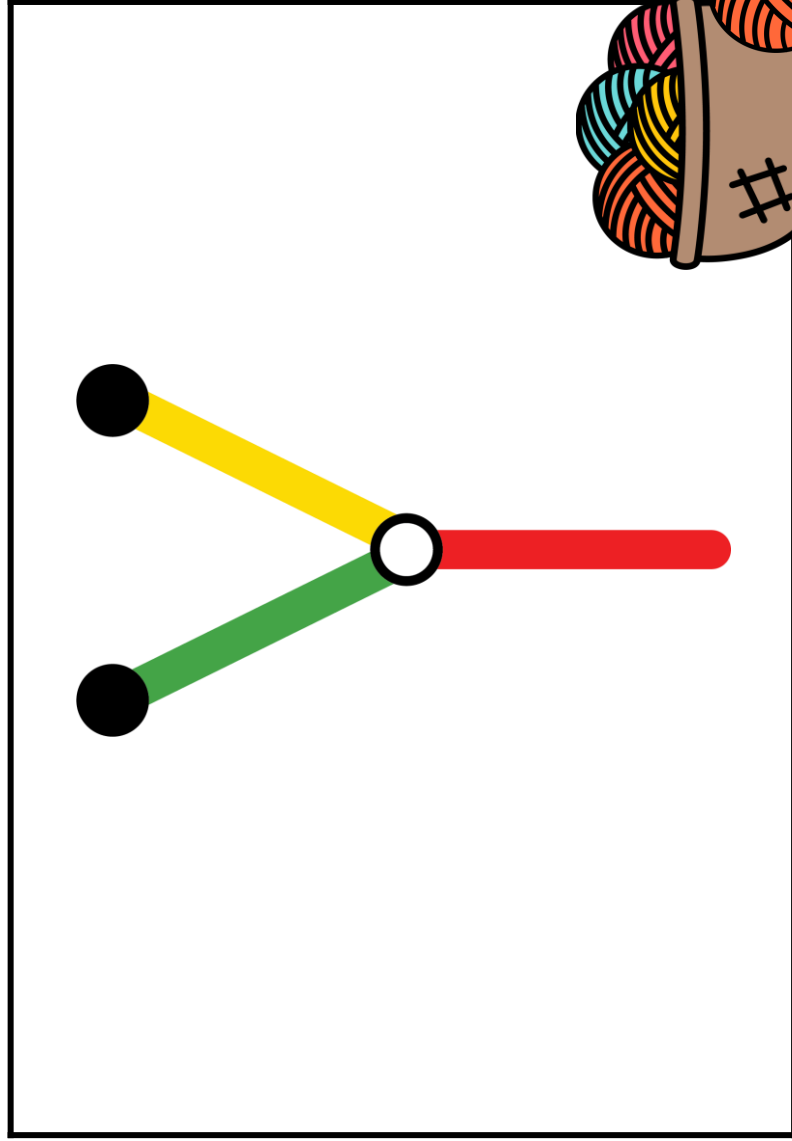


Handwriting Mat




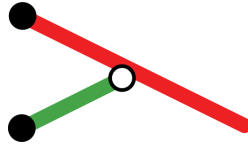
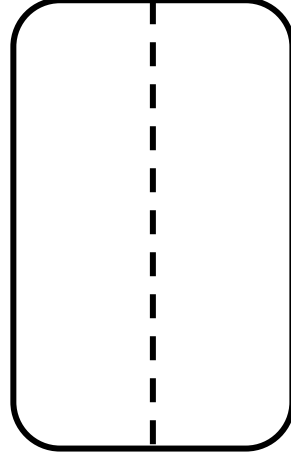





Handwriting Mat



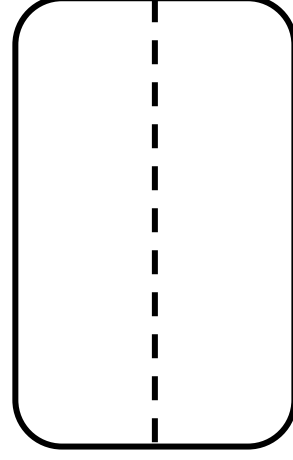
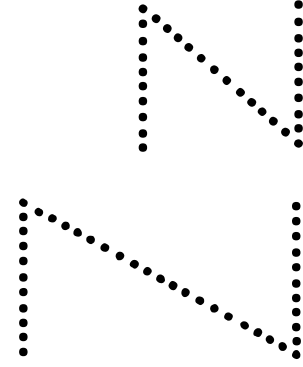
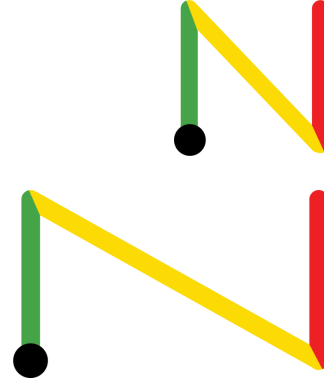

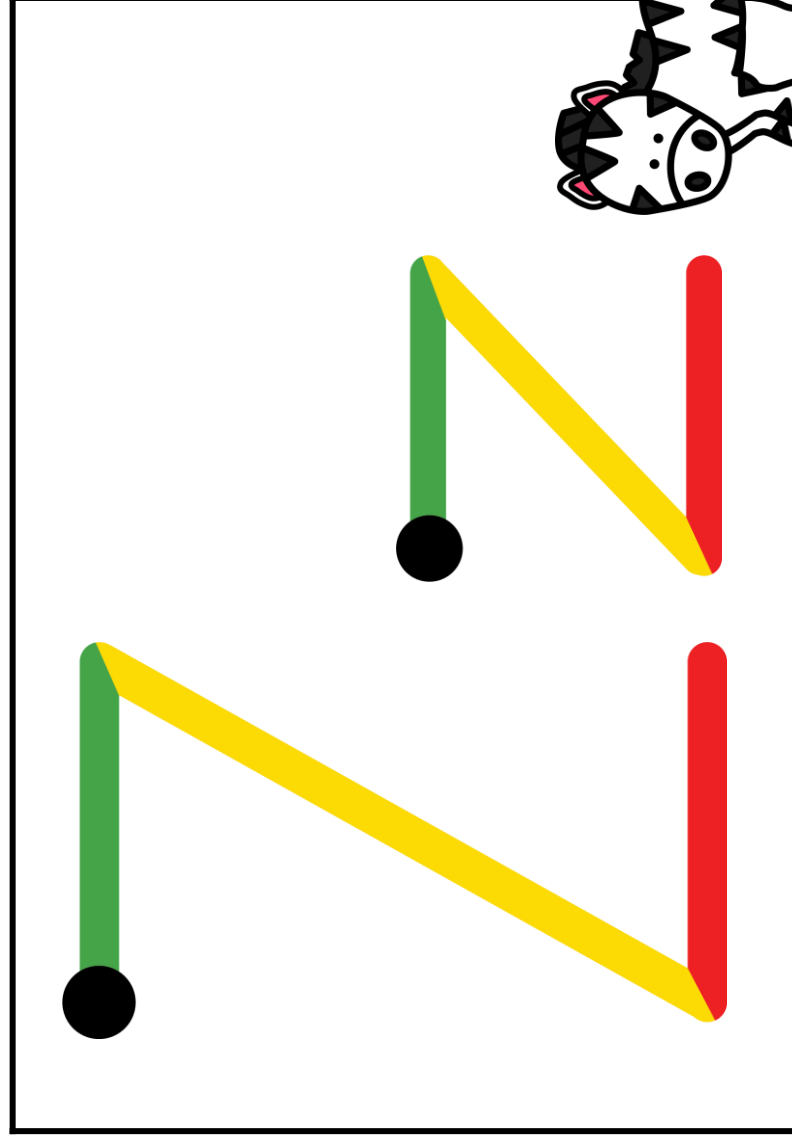


Handwriting Mat





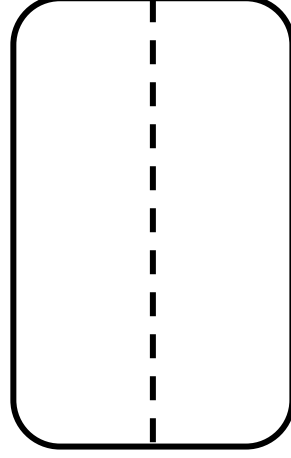


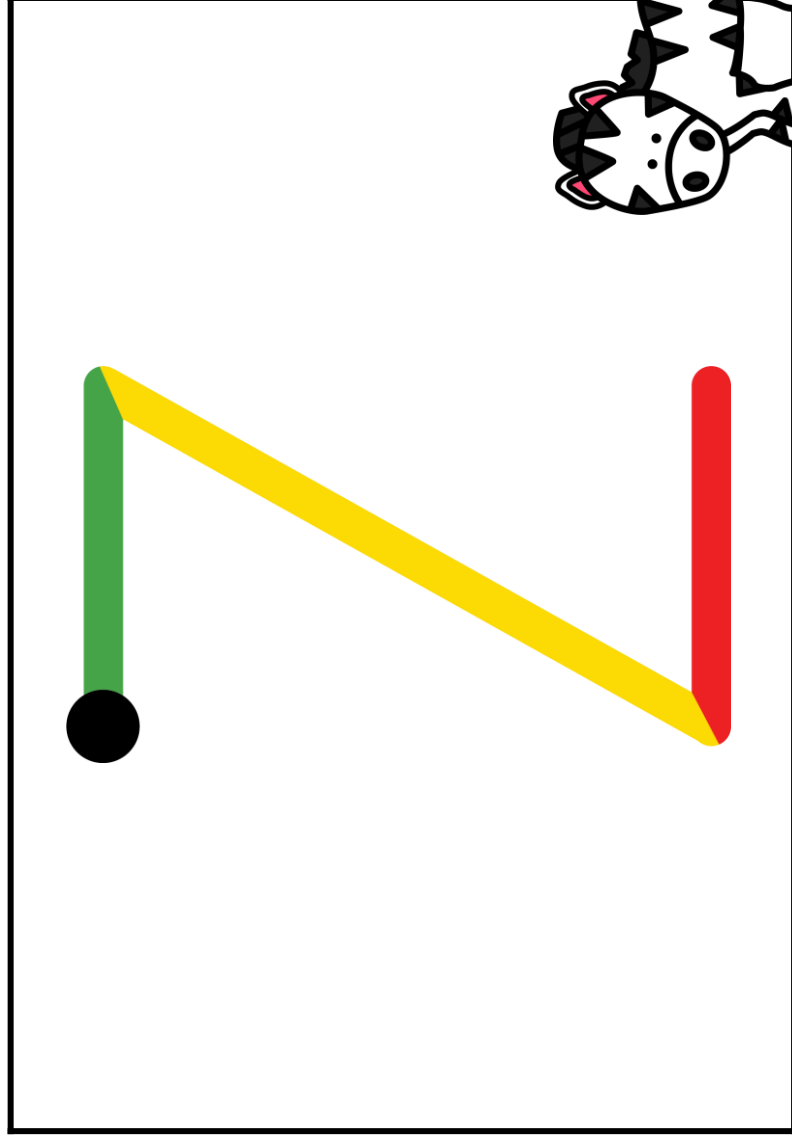


Handwriting Mat



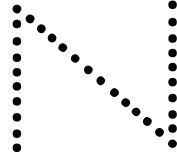
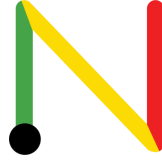
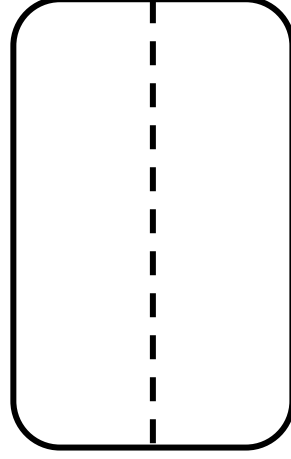
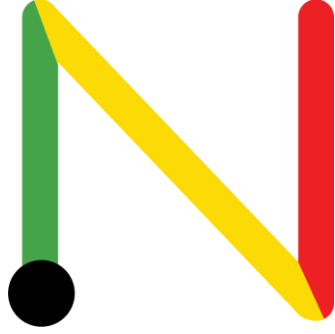



Handwriting Mat





Handwriting Mat





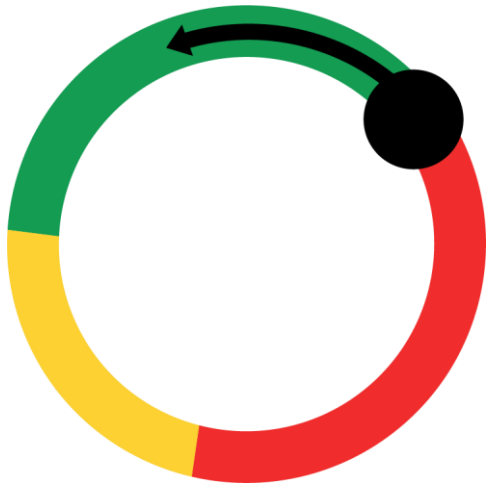
Say it.




Trace it.



Write it.



over around



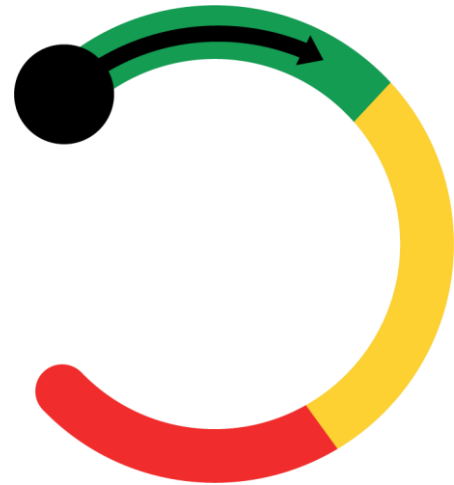
Say it.




Trace it.



Write it.



***curve down, around,
and back up***



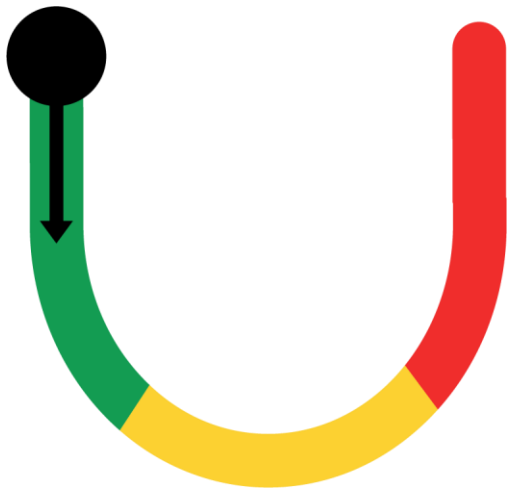
Say it.




Trace it.



Write it.



curve down and up



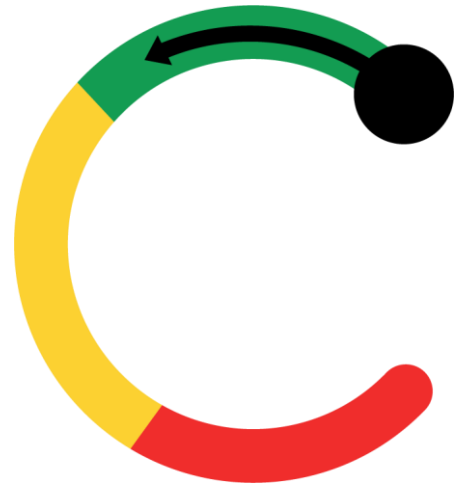
Say it.




Trace it.



Write it.



***curve down, around,
and back up***



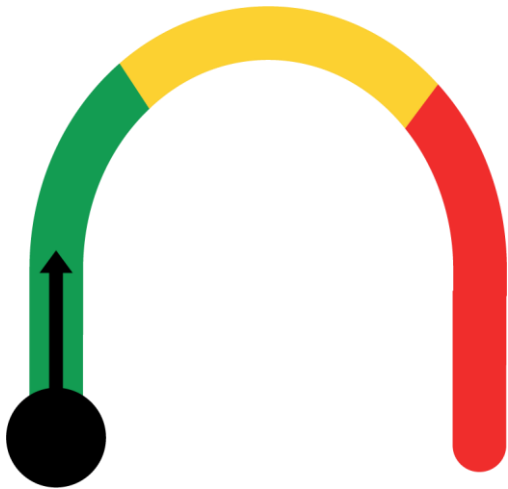
Say it.




Trace it.



Write it.



curve up and down



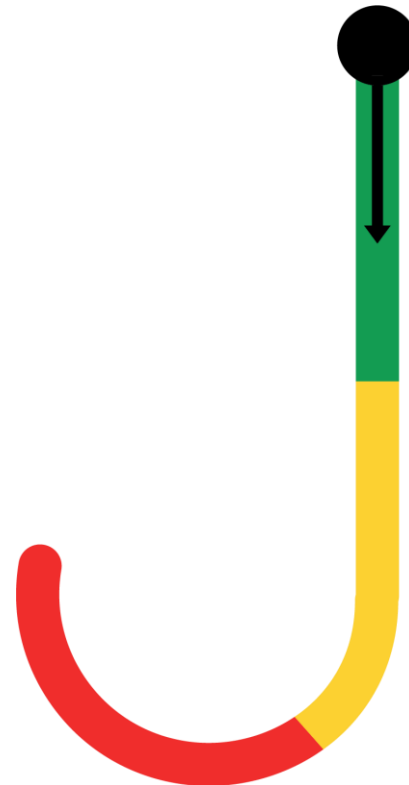
Say it.




Trace it.



Write it.



down, curve, and up




Say it.




Trace it.



Write it.



slant in




Say it.




Trace it.



Write it.



slant out



Say it.




Trace it.



Write it.



line across



Say it.



Trace it.



Write it.





line down



SOUND WHEELS



Directions: Listen to the focus sound. Clip the matching beginning sound pictures.





SOUND WHEELS

Directions: Listen to the focus sound. Clip the matching beginning sound pictures.





SOUND WHEELS



Directions: Listen to the focus sound. Clip the matching beginning sound pictures.





SOUND WHEELS



Directions: Listen to the focus sound. Clip the matching beginning sound pictures.





SOUND WHEELS


Directions: Listen to the focus sound. Clip the matching beginning sound pictures.





SOUND WHEELS


Directions: Listen to the focus sound. Clip the matching beginning sound pictures.





SOUND WHEELS

Directions: Listen to the focus sound. Clip the matching beginning sound pictures.





SOUND WHEELS

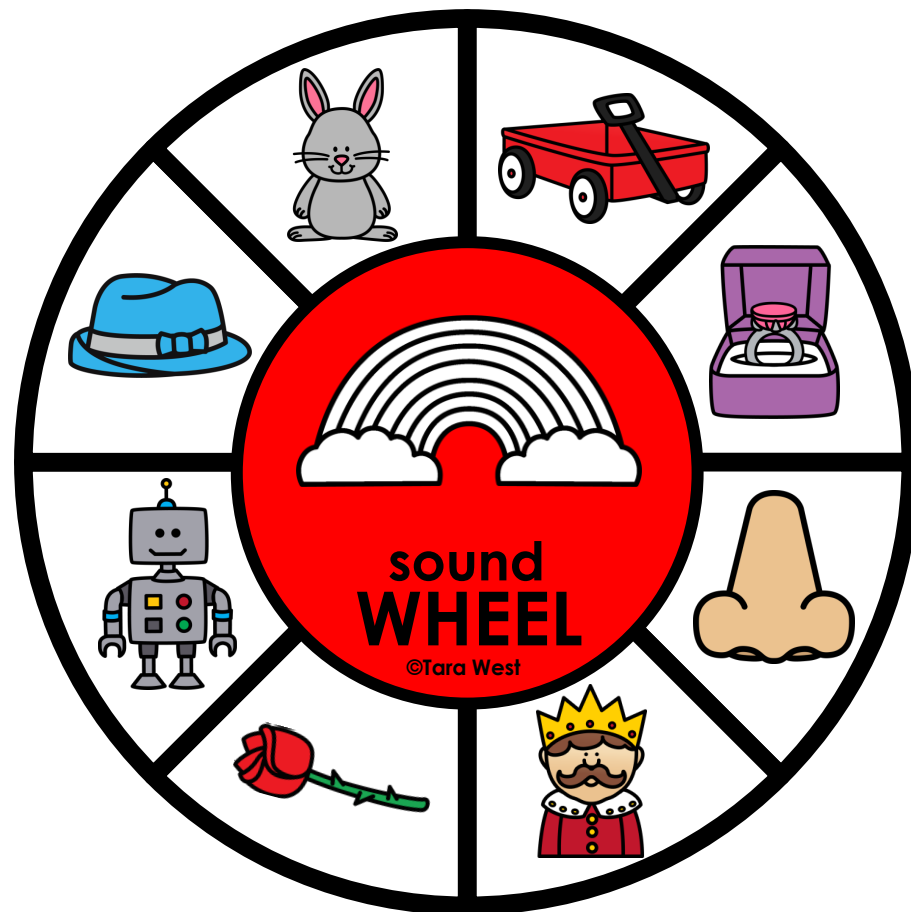
Directions: Listen to the focus sound. Clip the matching beginning sound pictures.





SOUND WHEELS



Directions: Listen to the focus sound. Clip the matching beginning sound pictures.





SOUND WHEELS



Directions: Listen to the focus sound. Clip the matching beginning sound pictures.





SOUND WHEELS

Directions: Listen to the focus sound. Clip the matching beginning sound pictures.





SOUND WHEELS

Directions: Listen to the focus sound. Clip the matching beginning sound pictures.





SOUND WHEELS

Directions: Listen to the focus sound. Clip the matching beginning sound pictures.





tall



fall



small



a

b

c

d

e

f

g

h

i

j

k

l

m

n

o

p

qu

r

s

t

U

V

W

X

Y

Z



a



b




c



d



e



f



g



h



i



j



k



l



m



n



o



p



qu



r



s



t



u



v



w



x



y




z

UNIT 1: ALPHABET

Guided Phonics + Beyond

AUDITORY DRILLS



Little Minds at Work – ©Tara West

Auditory Drills



"I will state a sound. You will repeat the sound and tap the matching letter on your mat."

/k/	/m/	/b/
/b/	/p/	/j/
/f/	/s/	/l/
/y/	/r/	/w/

GPH+B UNIT 1

Little Minds at Work – ©Tara West

Auditory Drills



"I will state a sound. You will repeat the sound and tap the matching letter on your mat."

/h/	/f/	/m/
/a/	/i/	/y/
/e/	/n/	/p/
/v/	/b/	/s/

GPH+B UNIT 1

Little Minds at Work – ©Tara West

Auditory Drills



"I will state a sound. You will repeat the sound and tap the matching letter on your mat."

/t/	/e/	/kw/
/n/	/a/	/ks/
/z/	/k/	/h/
/d/	/v/	/i/

GPH+B UNIT 1

Little Minds at Work – ©Tara West

Auditory Drills



"I will state a sound. You will repeat the sound and tap the matching letter on your mat."

/k/	/t/	/a/
/g/	/d/	/k/
/u/	/z/	/e/
/w/	/l/	/n/

GPH+B UNIT 1

Little Minds at Work – ©Tara West

Auditory Drills



"I will state a sound. You will repeat the sound and tap the matching letter on your mat."

/s/	/o/	/u/
/r/	/w/	/z/
/b/	/k/	/o/
/j/	/g/	/d/

GPH+B UNIT 1

Little Minds at Work – ©Tara West

Auditory Drills



"I will state a sound. You will repeat the sound and tap the matching letter on your mat."

/kw/

/u/

/d/

/ks/

/o/

/m/

/f/

/z/

/g/

/j/

/v/

/e/

Auditory Drills



"I will state a sound. You will repeat the sound and tap the matching letter on your mat."

/w/

/i/

/f/

/h/

/n/

/l/

/k/

/p/

/d/

/k/

/b/

/r/

Auditory Drills



"I will state a sound. You will repeat the sound and tap the matching letter on your mat."

/e/

/o/

/g/

/j/

/b/

/a/

/s/

/v/

/k/

/l/

/n/

/t/

Auditory Drills



"I will state a sound. You will repeat the sound and tap the matching letter on your mat."

/r/

/p/

/b/

/v/

/b/

/s/

/z/

/m/

/y/

/a/

/k/

/j/

Auditory Drills



"I will state a sound. You will repeat the sound and tap the matching letter on your mat."

/t/

/a/

/y/

/n/

/l/

/k/

/ks/

/kw/

/u/

/d/

/h/

/p/

Auditory Drills



"I will state a sound. You will repeat the sound and tap the matching letter on your mat."

/y/

/s/

/h/

/m/

/ks/

/f/

/k/

/w/

/i/

/z/

/g/

/o/

Auditory Drills



"I will state a sound. You will repeat the sound and tap the matching letter on your mat."

/h/

/r/

/j/

/ks/

/p/

/l/

/n/

/d/

/f/

/t/

/b/

/v/

Auditory Drills



"I will state a sound. You will repeat the sound and tap the matching letter on your mat."

/k/

/e/

/kw/

/g/

/i/

/o/

/w/

/u/

/k/

/s/

/m/

/a/

Auditory Drills



"I will state a sound. You will repeat the sound and tap the matching letter on your mat."

/h/

/n/

/t/

/v/

/d/

/f/

/b/

/z/

/p/

/j/

/l/

/r/

Auditory Drills



"I will state a sound. You will repeat the sound and tap the matching letter on your mat."

/g/

/u/

/k/

/a/

/i/

/s/

/e/

/m/

/o/

/kw/

/y/

/k/

Auditory Drills



"I will state a sound. You will repeat the sound and tap the matching letter on your mat."

/r/

/n/

/l/

/f/

/ks/

/b/

/p/

/h/

/d/

/z/

/j/

/t/

Auditory Drills



"I will state a sound. You will repeat the sound and tap the matching letter on your mat."

/k/

/y/

/g/

/a/

/e/

/w/

/kw/

/m/

/i/

/o/

/k/

/s/

Auditory Drills



"I will state a sound. You will repeat the sound and tap the matching letter on your mat."

/a/	/d/	/s/
/kw/	/k/	/m/
/y/	/o/	/g/
/e/	/w/	/i/

GPH+B UNIT 1

Little Minds at Work – ©Tara West

Auditory Drills



"I will state a sound. You will repeat the sound and tap the matching letter on your mat."

/r/	/l/	/t/
/e/	/b/	/n/
/a/	/ks/	/i/
/z/	/h/	/o/

GPH+B UNIT 1

Little Minds at Work – ©Tara West

Auditory Drills



"I will state a sound. You will repeat the sound and tap the matching letter on your mat."

/g/	/k/	/y/
/u/	/m/	/a/
/s/	/i/	/b/
/e/	/s/	/o/

GPH+B UNIT 1

Little Minds at Work – ©Tara West

Auditory Drills



"I will state a sound. You will repeat the sound and tap the matching letter on your mat."

/a/	/p/	/j/
/ks/	/k/	/b/
/e/	/d/	/v/
/i/	/r/	/o/

GPH+B UNIT 1

Little Minds at Work – ©Tara West

Auditory Drills



"I will state a sound. You will repeat the sound and tap the matching letter on your mat."

/w/	/b/	/a/
/k/	/kw/	/t/
/o/	/e/	/i/
/s/	/u/	/p/

GPH+B UNIT 1

Little Minds at Work – ©Tara West

Auditory Drills



"I will state a sound. You will repeat the sound and tap the matching letter on your mat."

/a/	/p/	/z/
/n/	/h/	/l/
/t/	/v/	/i/
/o/	/f/	/e/

GPH+B UNIT 1

Little Minds at Work – ©Tara West

Auditory Drills



"I will state a sound. You will repeat the sound and tap the matching letter on your mat."

/kw/

/w/

/e/

/r/

/t/

/y/

/u/

/i/

/o/

/p/

/a/

/s/

Auditory Drills



"I will state a sound. You will repeat the sound and tap the matching letter on your mat."

/d/

/f/

/g/

/h/

/j/

/k/

/l/

/z/

/ks/

/k/

/v/

/b/

Auditory Drills



"I will state a sound. You will repeat the sound and tap the matching letter on your mat."

/n/

/m/

/p/

/l/

/o/

/k/

/i/

/j/

/n/

/u/

/h/

/b/

Auditory Drills



"I will state a sound. You will repeat the sound and tap the matching letter on your mat."

/u/

/y/

/g/

/v/

/t/

/f/

/k/

/r/

/d/

/ks/

/e/

/s/

Auditory Drills



"I will state a sound. You will repeat the sound and tap the matching letter on your mat."

/z/

/w/

/a/

/kw/

/t/

/g/

/b/

/h/

/y/

/r/

/k/

/m/

Auditory Drills



"I will state a sound. You will repeat the sound and tap the matching letter on your mat."

/r/

/s/

/t/

/u/

/m/

/d/

/b/
























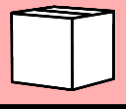


/i/

/e/

/a/

/p/


/kw/

Aa 	Bb 	Cc 	Dd 	Ee 	Ff 	Gg 
Hh 	Ii 	Jj 	Kk 	Ll 	Mm 	Nn 
Oo 	Pp 	Qq 	Rr 	Ss 	Tt 	Uu 
Vv 	Ww 	Xx 	Yy 	Zz 		

UNIT 1: ALPHABET

Guided Phonics + Beyond

LISTENING DRILLS



Little Minds at Work – ©Tara West

Listening Drills



"I will state a phrase. You will react to it accordingly."

Tap your nose 2 times.

Put your hand on your head.

Look up. Look down.

Repeat this sound, /a/.

Trace the letter a in your hand.

GPH+B UNIT 1

Little Minds at Work – ©Tara West

Listening Drills



"I will state a phrase. You will react to it accordingly."

Tap your nose.

Touch both of your ears.

Clap once.

Repeat this sound, /b/.

Trace the letter b on your arm.

GPH+B UNIT 1

Little Minds at Work – ©Tara West

Listening Drills



"I will state a phrase. You will react to it accordingly."

Touch your shoe.

Close your eyes.

Open your eyes.

Repeat this sound, /k/.

Trace the letter c on your table.

GPH+B UNIT 1

Little Minds at Work – ©Tara West

Listening Drills



"I will state a phrase. You will react to it accordingly."

Look at the door.

Put your hands on your head.

Clap two times.

Repeat this sound, /d/.

Trace the letter d on your leg.

GPH+B UNIT 1

Little Minds at Work – ©Tara West

Listening Drills



"I will state a phrase. You will react to it accordingly."

Tap your elbow.

Touch your knees.

Blink both eyes.

Repeat this sound, /e/.

Trace the letter e on your knee.

GPH+B UNIT 1

Little Minds at Work – ©Tara West

Listening Drills



"I will state a phrase. You will react to it accordingly."

Tap your feet together.

Clap your hands three times.

Look up. Look down.

Repeat this sound, /f/.

Trace the letter f in your hand.

GPH+B UNIT 1

Little Minds at Work – ©Tara West

Listening Drills



"I will state a phrase. You will react to it accordingly."

Stomp your feet twice.

Tap all your fingers together.

Look left. Look right.

Repeat this sound, /g/.

Trace the letter g on your leg.

GPH+B UNIT 1

Little Minds at Work – ©Tara West

Listening Drills



"I will state a phrase. You will react to it accordingly."

Twist around one foot.

Touch your shoulders.

Blink both eyes twice.

Repeat this sound, /h/.

Trace the letter h on the table.

GPH+B UNIT 1

Little Minds at Work – ©Tara West

Listening Drills



"I will state a phrase. You will react to it accordingly."

Twist around both feet.

Put both hands on your head.

Look at the ceiling.

Repeat this sound, /i/.

Trace the letter i on your knee.

GPH+B UNIT 1

Little Minds at Work – ©Tara West

Listening Drills



"I will state a phrase. You will react to it accordingly."

Tap your toes on the floor.

Put your hands on your hips.

Open and close your eyes.

Repeat this sound, /j/.

Trace the letter j on your arm.

GPH+B UNIT 1

Little Minds at Work – ©Tara West

Listening Drills



"I will state a phrase. You will react to it accordingly."

Tap the bottom of your shoes.

Tap your chin.

Look at a friend.

Repeat this sound, /k/.

Trace the letter k in the air.

GPH+B UNIT 1

Little Minds at Work – ©Tara West

Listening Drills



"I will state a phrase. You will react to it accordingly."

Tap your knees with your fingers.

Stand up. Sit down.

Stomp your feet three times.

Repeat this sound, /l/.

Trace the letter l on your leg.

GPH+B UNIT 1

Little Minds at Work – ©Tara West

Listening Drills



"I will state a phrase. You will react to it accordingly."

Tap your elbows.

Move your feet in and out.

Tap your lap two times.

Repeat this sound, /m/.

Trace the letter m on your arm.

GPH+B UNIT 1

Little Minds at Work – ©Tara West

Listening Drills



"I will state a phrase. You will react to it accordingly."

Reach your arms up.

Touch the floor with your hands.

Put your hands on your hips.

Repeat this sound, /n/.

Trace the letter n in the air.

GPH+B UNIT 1

Little Minds at Work – ©Tara West

Listening Drills



"I will state a phrase. You will react to it accordingly."

Tap your ears.

Criss-cross your feet.

Touch your nose.

Repeat this sound, /o/.

Trace the letter o in your hand.

GPH+B UNIT 1

Little Minds at Work – ©Tara West

Listening Drills



"I will state a phrase. You will react to it accordingly."

Put your hands on your cheeks.

Wiggle your nose.

Move your head up and down.

Repeat this sound, /p/.

Trace the letter p on your knee.

GPH+B UNIT 1

Little Minds at Work – ©Tara West

Listening Drills



"I will state a phrase. You will react to it accordingly."

Shake your head side to side.

Smile at your teacher.

Tap your toes on the floor.

Repeat this sound, /kw/.

Trace the letter q on the table.

GPH+B UNIT 1

Little Minds at Work – ©Tara West

Listening Drills



"I will state a phrase. You will react to it accordingly."

Twist your hands in circles.

Look up. Look down.

Smile at your neighbor.

Repeat this sound, /r/.

Trace the letter r on your arm.

GPH+B UNIT 1

Little Minds at Work – ©Tara West

Listening Drills



"I will state a phrase. You will react to it accordingly."

Clap your hands three times.

Stand up. Sit down.

Stomp your feet two times.

Repeat this sound, /s/.

Trace the letter s in your hand.

GPH+B UNIT 1

Little Minds at Work – ©Tara West

Listening Drills



"I will state a phrase. You will react to it accordingly."

Put your hands on your cheeks.

Make a scared face.

Tap your toes on the floor.

Repeat this sound, /t/.

Trace the letter t on your leg.

GPH+B UNIT 1

Little Minds at Work – ©Tara West

Listening Drills



"I will state a phrase. You will react to it accordingly."

Blink your eyes three times.

Shake your head up and down.

Put your hands on your hips.

Repeat this sound, /u/.

Trace the letter u on your table.

GPH+B UNIT 1

Little Minds at Work – ©Tara West

Listening Drills



"I will state a phrase. You will react to it accordingly."

Touch your shoulders.

Close one eye.

Wiggle your nose.

Repeat this sound, /v/.

Trace the letter v on your knee.

GPH+B UNIT 1

Little Minds at Work – ©Tara West

Listening Drills



"I will state a phrase. You will react to it accordingly."

Move your shoulders up/down.

Touch both knees.

Clap your hands twice.

Repeat this sound, /w/.

Trace the letter w in the air.

GPH+B UNIT 1

Little Minds at Work – ©Tara West

Listening Drills



"I will state a phrase. You will react to it accordingly."

Tap the top of your head.

Look left. Look right.

Touch the floor.

Repeat this sound, /ks/.

Trace the letter x in the air.

GPH+B UNIT 1

Little Minds at Work – ©Tara West

Listening Drills



"I will state a phrase. You will react to it accordingly."

Scratch your head.

Touch your nose.

Touch your knees.

Repeat this sound, /y/.

Trace the letter y in your hand.

GPH+B UNIT 1

Little Minds at Work – ©Tara West

Listening Drills



"I will state a phrase. You will react to it accordingly."

Raise your arms up to the sky.

Wave to your teacher.

Stomp your feet two times.

Repeat this sound, /z/.

Trace the letter z on your leg.

GPH+B UNIT 1

Little Minds at Work – ©Tara West

Listening Drills



"I will state a phrase. You will react to it accordingly."

Tap your shoulders two times.

Snap your fingers.

Stand up. Sit down.

Repeat this sound, /b/.

Trace the letter b on your head.

GPH+B UNIT 1

Little Minds at Work – ©Tara West

Listening Drills



"I will state a phrase. You will react to it accordingly."

Touch your shoes.

Twist feet around in circles.

Look up.

Repeat this sound, /d/.

Trace the letter d on your shoe.

GPH+B UNIT 1

Little Minds at Work – ©Tara West

Listening Drills



"I will state a phrase. You will react to it accordingly."

Raise your feet off the floor.

Walk your fingers up your arm.

Touch your head.

Repeat this sound, /e/.

Trace the letter e on your ear.


GPH+B UNIT 1

Little Minds at Work – ©Tara West

UNIT 1: ALPHABET

Guided Phonics + Beyond

PHONOLOGICAL AWARENESS ROUTINES



Little Minds at Work – ©Tara West

Repeating Sentences



"I will state a sentence. You will repeat it."

You are nice.

Get the mop.

I like to hop.

Do you like it?

Stop the bus.

That is mine.

I have a pet.

Fix this van.

Sit by me.

Look at me!

Guided Phonics + Beyond UNIT 1

Little Minds at Work – ©Tara West

Repeating Sentences



"I will state a sentence. You will repeat it."

We can sing.

It is over.

I will buy it.

We will play.

This is for me.

Did you win?

A cat can nap.

Dad will grill.

Feed the fish.

Clean it up.

Guided Phonics + Beyond UNIT 1

Little Minds at Work – ©Tara West

Clapping Sentences



"I will state a sentence. You will clap it back."

Stop the cab!

Jump on it.

I lost a sock.

Mom fixed it.

I bit the plum.

The pig is hot.

Climb a tree.

Toss it in here.

Did we get it?

I love this!

Little Minds at Work – ©Tara West

Clapping Sentences



"I will state a sentence. You will clap it back."

Cook a pizza.

I need that.

I can carry it.

Put it down.

Did you lose?

I dug it up.

Here is a bug.

This is for you.

I fed the dog.

Make your bed.

Guided Phonics + Beyond UNIT 1

Little Minds at Work – ©Tara West

Count Words in Sentences



"I will state a sentence. You will count the words."

I am five.

Are you sad?

This is fun!

I am at the top.

Grab the net.

Do not get it.

Sit in this spot.

I will eat a ham.


Pip will do it.

I broke it.

Guided Phonics + Beyond UNIT 1

Little Minds at Work – ©Tara West

Blend Compound Words



"I will state two words. You will blend them."

up + load

sun + roof

soft + ball

ball + park

wash + cloth

tea + spoon

foot + print

sub + way


high + way

tooth + paste

Guided Phonics + Beyond UNIT 1

Little Minds at Work – ©Tara West

Blend Compound Words



"I will state two words. You will blend them."

scare + crow

note + book

rain + drop

sea + shore

space + suit

inch + worm

tool + box

snow + storm

up + beat

life + guard

Guided Phonics + Beyond UNIT 1

Little Minds at Work – ©Tara West

Listen for Rhyming Pairs



"I will state two words. You'll decide if they rhyme."

far, bar

him, rim

fit, pit

wag, rat

dad, did

beg, leg

bat, hat

zip, zap

yet, ten

fin, pin

Guided Phonics + Beyond UNIT 1

Little Minds at Work – ©Tara West

Listen for Rhyming Pairs



"I will state two words. You'll decide if they rhyme."

wet, ten

sub, tub

job, bob

had, hat

tip, pit

pot, hot

rug, run

lot, log

mad, pad

sag, lag

Guided Phonics + Beyond UNIT 1

Little Minds at Work – ©Tara West

Listen for Rhyming Pairs



"I will state two words. You'll decide if they rhyme."

bed, red

beg, leg

nut, hug

mom, Tom

kid, kit

Sam, sip

rib, rim

tug, rug

lab, tab

ham, hum

Guided Phonics + Beyond UNIT 1

Little Minds at Work – ©Tara West

Listen for Rhyming Pairs



"I will state two words. You'll decide if they rhyme."

pop, jog

yap, tap

sit, bit

bud, bug

win, ten

sob, sat

jam, yam

sock, rock

mat, lag

quiz, quit

Guided Phonics + Beyond UNIT 1

Little Minds at Work – ©Tara West

Listen for Rhyming Pairs



"I will state two words. You'll decide if they rhyme."

pod, not

lip, sip

fun, sun

his, is

mug, pug

hot, hop

kin, Kim

rim, him


zap, tap

gum, gut

Guided Phonics + Beyond UNIT 1

Little Minds at Work – ©Tara West

Listen for Rhyming Pairs



"I will state two words. You'll decide if they rhyme."

fig, fit

dot, dog

nab, not

pad, lad

sap, tap

back, buck

fun, bun

am, at

sun, sub

bus, bun

Guided Phonics + Beyond UNIT 1

Little Minds at Work – ©Tara West

Listen for Rhyming Pairs



"I will state two words. You'll decide if they rhyme."

wed, web

met, get

rap, sap

van, man

lick, lip

quack, tack

tax, fax

jot, jog

hem, hit

dim, rim

Guided Phonics + Beyond UNIT 1

Little Minds at Work – ©Tara West

Listen for Rhyming Pairs



"I will state two words. You'll decide if they rhyme."

tag, bag

pan, pat

cub, cut

kick, sick

hub, rub

Bob, mob

kit, sit

rib, rip

fin, fan

yum, yuck

Guided Phonics + Beyond UNIT 1

Little Minds at Work – ©Tara West

Listen for Rhyming Pairs



"I will state two words. You'll decide if they rhyme."

tip, zip

gum, gut

led, wed

puck, tuck

peck, pet

sap, sob

ten, hen

mat, cat

luck, lick

gap, map

Guided Phonics + Beyond UNIT 1

Little Minds at Work – ©Tara West

Listen for Rhyming Pairs



"I will state two words. You'll decide if they rhyme."

us, bus

lab, log

mom, mop

Quin, quit

fin, bin

get, let

mix, six

red, wed

ram, yam

fig, fog

Guided Phonics + Beyond UNIT 1

Little Minds at Work – ©Tara West

Select Rhyming Pairs



"I will state three words. You will state which rhyme."

hat, tap, mat

six, mad, fix

rad, hip, lip

wed, had, bad

top, mop, cut

jam, yam, sip

big, hog, hip

let, beg, Meg

Pip, tan, tip

tag, fun, bun

Guided Phonics + Beyond UNIT 1

Little Minds at Work – ©Tara West

Select Rhyming Pairs



"I will state three words. You will state which rhyme."

jug, bun, pun

bog, fog, hop

lit, fit, fat

tag, lag, Tam

beg, peg, bet

tug, tan, mug

fan, hen, van

den, let, pet

fox, box, fax

hid, lip, lid

Guided Phonics + Beyond UNIT 1

Little Minds at Work – ©Tara West

Select Rhyming Pairs



"I will state three words. You will state which rhyme."

rug, rag, hug

had, tab, cab

log, job, jog

ten, den, let

bun, but, nut

ban, bat, pan

gap, lap, gab

bid, dip, rip

fig, big, him

pot, tot, pat

Guided Phonics + Beyond UNIT 1

Little Minds at Work – ©Tara West

Select Rhyming Pairs



"I will state three words. You will state which rhyme."

sat, van, vat

hot, got, hat

bug, but, tug

lag, rag, rat

his, him, is

fed, led, fib

fan, pan, pit

lick, luck, sick


gum, rim, him

sun, sub, cub

Guided Phonics + Beyond UNIT 1

Little Minds at Work – ©Tara West

Select Rhyming Pairs



"I will state three words. You will state which rhyme."

nod, not, pod

fit, fix, bit

zap, tap, top

get, met, mad

Max, tax, fix

hid, lid, lip

bag, tab, cab

hug, hut, cut

rub, tub, tab

sip, kit, sit

Guided Phonics + Beyond UNIT 1

Little Minds at Work – ©Tara West

Select Rhyming Pairs



"I will state three words. You will state which rhyme."

tick, tack, sick

dog, fog, fig

quit, sit, quiz

wax, tap, tax

fed, let, bet

pen, pan, fan

not, pot, pick

six, sag, fix

pad, lab, had

lick, bin, fin

Guided Phonics + Beyond UNIT 1

Little Minds at Work – ©Tara West

Generate Rhymes



"I will state a word. You'll give me a rhyming word."

bat

log

fit

wed

run

tap

not

beg

hug

fig

Guided Phonics + Beyond UNIT 1

Little Minds at Work – ©Tara West

Generate Rhymes



"I will state a word. You'll give me a rhyming word."

sit

fog

led

rag

tug

bet

cat

wig

rot

run

Guided Phonics + Beyond UNIT 1

Little Minds at Work – ©Tara West

Generate Rhymes



"I will state a word. You'll give me a rhyming word."

met

log

tip

tag

rub

men

ban

hid

hot

rug

Guided Phonics + Beyond UNIT 1

Little Minds at Work – ©Tara West

Generate Rhymes



"I will state a word. You'll give me a rhyming word."

box

nap

net

hut

hit

vat

bug

not

rig

bed

Guided Phonics + Beyond UNIT 1

Little Minds at Work – ©Tara West

Generate Rhymes



"I will state a word. You'll give me a rhyming word."

mop

rip

cub

pad

leg

dog

rap

cut

hen

sad

Guided Phonics + Beyond UNIT 1

Little Minds at Work – ©Tara West

Generate Rhymes



"I will state a word. You'll give me a rhyming word."

fit

gab

mug

ten

fix

tax

met

run

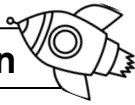
got

dip

Guided Phonics + Beyond UNIT 1

Little Minds at Work – ©Tara West

Phoneme Identification



"I'll say a set of words. Listen for the repeated sound."

get, gum, gab

bed, bug, bat

quit, quiz, quick

jog, jet, Jack

win, wax, wig

fun, fan, fib

dip, dug, dot

tab, tug, top

pit, pod, pack

led, lab, lot

Guided Phonics + Beyond UNIT 1

Little Minds at Work – ©Tara West

Phoneme Identification



"I'll say a set of words. Listen for the repeated sound."

did, dad, dim

mix, mad, men

log, lad, leg

sad, sit, sock

bus, bin, big

got, gut, gas

nod, nut, nap

yes, yet, yam


ram, rug, rat

him, his, had

Guided Phonics + Beyond UNIT 1

Little Minds at Work – ©Tara West

Phoneme Identification



"I'll say a set of words. Listen for the repeated sound."

cat, can, cut

van, vet, vat

hot, hum, hem

pad, pick, pot

kid, Kip, kit

zip, zag, zap

jab, jot, Jack

nab, nag, not

rib, rap, rot

fix, fed, fog

Guided Phonics + Beyond UNIT 1

Little Minds at Work – ©Tara West

Phoneme Discrimination



"I'll say 3 sounds. Listen for the sound that is different."

/kw/, /i/, /i/

/n/, /n/, /b/

/o/, /o/, /m/

/l/, /t/, /t/

/a/, /u/, /a/

/ks/, /v/, /ks/

/k/, /k/, /p/

/j/, /a/, /j/

/z/, /z/, /as/

/e/, /p/, /e/

Guided Phonics + Beyond UNIT 1

Little Minds at Work – ©Tara West

Phoneme Discrimination



"I'll say 3 sounds. Listen for the sound that is different."

/b/, /k/, /b/

/w/, /w/, /o/

/e/, /n/, /e/

/r/, /r/, /d/

/f/, /t/, /t/

/y/, /d/, /y/

/b/, /u/, /u/

/i/, /i/, /a/

/o/, /h/, /o/

/i/, /p/, /p/

Guided Phonics + Beyond UNIT 1

Little Minds at Work – ©Tara West

Phoneme Discrimination



"I'll say 3 sounds. Listen for the sound that is different."

/a/, /e/, /a/

/s/, /kw/, /s/

/d/, /d/, /v/

/f/, /k/, /f/

/r/, /g/, /g/

/h/, /l/, /h/

/j/, /e/, /j/

/k/, /r/, /k/

/l/, /l/, /y/

/z/, /g/, /z/

Guided Phonics + Beyond UNIT 1

Little Minds at Work – ©Tara West

Phoneme Recognition



"I'll say 3 sounds. Listen for the sound that is the same."

/e/, /e/, /o/

/ks/, /ks/, /a/

/z/, /k/, /k/

/v/, /p/, /v/

/r/, /b/, /b/

/n/, /n/, /f/

/m/, /m/, /b/

/t/, /t/, /f/

/w/, /y/, /y/

/kw/, /i/, /kw/

Phoneme Recognition



"I'll say 3 sounds. Listen for the sound that is the same."

/a/, /m/, /a/

/l/, /l/, /o/

/m/, /m/, /s/

/ks/, /r/, /r/

/m/, /g/, /g/

/d/, /d/, /g/

/a/, /a/, /s/

/o/, /p/, /p/

/y/, /p/, /y/

/k/, /k/, /e/

Phoneme Recognition



"I'll say 3 sounds. Listen for the sound that is the same."

/b/, /k/, /b/

/kw/, /kw/, /v/

/n/, /i/, /i/

/k/, /k/, /e/

/f/, /o/, /o/

/r/, /r/, /h/

/b/, /b/, /e/

/t/, /r/, /t/

/u/, /u/, /h/

/i/, /g/, /i/

Phoneme Isolation



"I will say a sound and word. Identify the sound."

/t/, tap

/a/, ad

/s/, sap

/f/, fun

/k/, cap

/m/, mop

/l/, lot

/b/, box

/v/, vat

/h/, had

Phoneme Isolation



"I will say a sound and word. Identify the sound."

/j/, jog

/h/, hog

/b/, bug

/f/, fin

/kw/, quack

/m/, map

/l/, lot

/p/, Pam

/r/, rob

/w/, wig

Phoneme Isolation



"I will say a sound and word. Identify the sound."

/s/, net

/d/, zip

/k/, cob

/t/, man

/w/, wed

/v/, vat

/z/, zag

/m/, mug

/r/, rub

/k/, kin

Phoneme Blending



"I will say an onset and rime. You will blend the word."

/h/, /um/

/b/, /it/

/p/, /it/

/d/, /ot/

/b/, /ig/

/m/, /ad/

/k/, /ut/

/t/, /an/

/l/, /ap/

/n/, /ot/

Guided Phonics + Beyond UNIT 1

Little Minds at Work – ©Tara West

Phoneme Blending



"I will say an onset and rime. You will blend the word."

/z/, /ag/

/w/, ed

/h/, /ad/

/kw/, /ik/

/y/, /am/

/s/, /it/

/b/, /et/

/w/, /ig/

/d/, /og/

/j/, /og/

Guided Phonics + Beyond UNIT 1

Little Minds at Work – ©Tara West

Phoneme Blending



"I will say an onset and rime. You will blend the word."

/b/, /an/

/m/, /ug/

/j/, /ot/

/g/, /um/

/b/, /og/

/y/, /et/

/s/, /at/

/c/, /up/

/k/, /id/

/h/, /it/

Guided Phonics + Beyond UNIT 1

Little Minds at Work – ©Tara West

Identifying Sounds in Words



"I will say a word. You will state the beginning sound."

rig

had

sum

pat

lip

kit

bet

zap

tug

quit

Guided Phonics + Beyond UNIT 1

Little Minds at Work – ©Tara West

Identifying Sounds in Words



"I will say a word. You will state the beginning sound."

lick

red

man

pit

him

cod

jab

zap

yet

got

Guided Phonics + Beyond UNIT 1

Little Minds at Work – ©Tara West

Identifying Sounds in Words



"I will say a word. You will state the beginning sound."

bin

Tim

sack

lap

hut

not

yam

kit

rub

jog


Guided Phonics + Beyond UNIT 1

Little Minds at Work – ©Tara West

UNIT 1: ALPHABET

Guided Phonics + Beyond

DICTIONARY DRILLS



Little Minds at Work – ©Tara West

Dictation Drills



"I will state a sound. You will repeat the sound and write the matching letter."

/a/

/d/

/u/

/z/

/p/

/n/

/t/

/ks/

/f/

/k/

/s/

/i/

GPH+B UNIT 1

Little Minds at Work – ©Tara West

Dictation Drills



"I will state a sound. You will repeat the sound and write the matching letter."

/l/

/m/

/g/

/r/

/kw/

/r/

/b/

/w/

/k/

/d/

/h/

/v/

GPH+B UNIT 1

Little Minds at Work – ©Tara West

Dictation Drills



"I will state a sound. You will repeat the sound and write the matching letter."

/m/

/j/

/k/

/w/

/t/

/s/

/e/

/h/

/o/

/r/

/y/

/i/

GPH+B UNIT 1

Little Minds at Work – ©Tara West

Dictation Drills



"I will state a sound. You will repeat the sound and write the matching letter."

/f/

/k/

/i/

/s/

/p/

/u/

/d/

/a/

/n/

/z/

/ks/

/o/

GPH+B UNIT 1

Little Minds at Work – ©Tara West

Dictation Drills



"I will state a sound. You will repeat the sound and write the matching letter."

/e/

/l/

/o/

/kw/

/y/

/m/

/t/

/v/

/b/

/g/


/j/

/z/

GPH+B UNIT 1

Little Minds at Work – ©Tara West

Dictation Drills



"I will state a sound. You will repeat the sound and write the matching letter."

/kw/

/a/

/s/

/v/

/l/

/m/

/d/

/t/

/h/

/j/

/n/

/u/

GPH+B UNIT 1

Little Minds at Work – ©Tara West

Dictation Drills



"I will state a sound. You will repeat the sound and write the matching letter."

/w/

/y/

/k/

/s/

/m/

/z/

/k/

/f/

/kw/

/b/


/i/

/g/

GPH+B UNIT 1

Little Minds at Work – ©Tara West

Dictation Drills



"I will state a sound. You will repeat the sound and write the matching letter."

/e/

/u/

/b/

/kw/

/d/

/h/

/l/

/ks/

/g/

/o/


/n/

/a/

GPH+B UNIT 1

Little Minds at Work – ©Tara West

Dictation Drills



"I will state a sound. You will repeat the sound and write the matching letter."

/r/

/m/

/d/

/i/

/w/

/h/

/p/

/f/

/j/

/z/

/k/

/e/

GPH+B UNIT 1

Little Minds at Work – ©Tara West

Dictation Drills



"I will state a sound. You will repeat the sound and write the matching letter."

/t/

/k/

/v/

/e/

/g/

/n/

/k/

/a/

/s/

/ks/


/o/

/j/

GPH+B UNIT 1

Little Minds at Work – ©Tara West

Dictation Drills



"I will state a sound. You will repeat the sound and write the matching letter."

/y/

/ks/

/i/

/k/

/o/

/m/

/r/

/k/

/s/

/b/


/p/

/h/

GPH+B UNIT 1

Little Minds at Work – ©Tara West

Dictation Drills



"I will state a sound. You will repeat the sound and write the matching letter."

/kw/

/e/

/t/

/u/

/l/

/s/

/i/

/f/

/y/

/m/

/h/

/p/

GPH+B UNIT 1

Little Minds at Work – ©Tara West

Dictation Drills



"I will state a sound. You will repeat the sound and write the matching letter."

/z/

/k/

/b/

/m/

/kw/

/f/

/e/

/o/

/u/

/n/


/w/

/t/

GPH+B UNIT 1

Little Minds at Work – ©Tara West

Dictation Drills



"I will state a sound. You will repeat the sound and write the matching letter."

/s/

/f/

/h/

/k/

/j/

/k/

/p/

/z/

/g/

/d/


/e/

/r/

GPH+B UNIT 1

Little Minds at Work – ©Tara West

Dictation Drills



"I will state a sound. You will repeat the sound and write the matching letter."

/a/

/d/

/g/

/j/

/p/

/h/

/e/

/v/

/k/

/ks/

/t/

/y/

GPH+B UNIT 1

Little Minds at Work – ©Tara West

Dictation Drills



"I will state a sound. You will repeat the sound and write the matching letter."

/w/

/r/

/y/

/i/

/d/

/l/

/o/

/u/

/g/

/b/


/a/

/h/

GPH+B UNIT 1

Little Minds at Work – ©Tara West

Dictation Drills



"I will state a sound. You will repeat the sound and write the matching letter."

/ks/

/v/

/n/

/o/

/k/

/i/

/w/

/m/

/b/

/s/


/r/

/g/

GPH+B UNIT 1

Little Minds at Work – ©Tara West

Dictation Drills



"I will state a sound. You will repeat the sound and write the matching letter."

/a/

/n/

/y/

/l/

/r/

/ks/

/d/

/b/

/z/

/kw/

/s/

/m/

GPH+B UNIT 1

Little Minds at Work – ©Tara West

Dictation Drills



"I will state a sound. You will repeat the sound and write the matching letter."

/y/

/k/

/b/

/m/

/e/

/p/

/o/

/f/

/g/

/s/


/a/

/d/

GPH+B UNIT 1

Little Minds at Work – ©Tara West

Dictation Drills



"I will state a sound. You will repeat the sound and write the matching letter."

/z/

/d/

/f/

/h/

/e/

/a/

/kw/

/t/

/r/

/k/


/n/

/b/

GPH+B UNIT 1

Little Minds at Work – ©Tara West

Dictation Drills



"I will state a sound. You will repeat the sound and write the matching letter."

/a/

/e/

/h/

/g/

/o/

/t/

/i/

/s/

/u/

/f/

/j/

/k/

GPH+B UNIT 1

Little Minds at Work – ©Tara West

Dictation Drills



"I will state a sound. You will repeat the sound and write the matching letter."

/u/

/w/

/j/

/p/

/l/

/g/

/i/

/m/

/v/

/b/


/h/

/o/

GPH+B UNIT 1

Little Minds at Work – ©Tara West

Dictation Drills



"I will state a sound. You will repeat the sound and write the matching letter."

/i/

/v/

/w/

/k/

/k/

/n/

/j/

/l/

/p/

/ks/


/kw/

/m/

GPH+B UNIT 1

Little Minds at Work – ©Tara West

Dictation Drills



"I will state a sound. You will repeat the sound and write the matching letter."

/f/

/k/

/p/

/w/

/m/

/d/

/i/

/h/

/r/

/z/

/b/

/g/

Dictation Drills



"I will state a sound. You will repeat the sound and write the matching letter."

/d/

/l/

/v/

/n/

/ks/

/o/

/u/

/g/


/k/

/kw/

/e/

/s/

Dictation Drills



"I will state a sound. You will repeat the sound and write the matching letter."

/k/

/s/

/z/

/b/

/i/

/k/

/y/

/w/


/j/

/m/

/f/

/a/

Dictation Drills



"I will state a sound. You will repeat the sound and write the matching letter."

/t/

/j/

/a/

/v/

/n/

/l/

/ks/

/u/

/kw/

/p/

/h/

/d/

Dictation Drills



"I will state a sound. You will repeat the sound and write the matching letter."

/h/

/p/

/r/

/k/

/b/

/k/

/m/

/z/


/y/

/g/

/s/

/o/

Dictation Drills



"I will state a sound. You will repeat the sound and write the matching letter."

/g/

/o/

/e/

/ks/

/v/

/j/

/t/

/n/

/l/

/a/

/f/

/i/

Name:

Dictation Practice



Listen and write.

Name:

Dictation Practice



Listen and write.

--	--	--

--	--	--


--	--	--

--	--	--

UNIT 1: ALPHABET

Guided Phonics + Beyond

BLENDING DRILLS



Little Minds at Work – ©Tara West

Oral Blending Drills



"I will state three sounds. We will repeat them together and clap the word."

/s/, /a/, /t/; **/s/, /a/, /t/; sat**

/s/, /a/, /p/; **/s/, /a/, /p/; sap**

/m/, /a/, /p/; **/m/, /a/, /p/; map**

/m/, /a/, /t/; **/m/, /a/, /t/; mat**

/p/, /a/, /t/; **/p/, /a/, /t/; pat**

GPH+B UNIT 1

Little Minds at Work – ©Tara West

Oral Blending Drills



"I will state three sounds. We will repeat them together and clap the word."

/r/, /a/, /t/; **/r/, /a/, /t/; rat**

/m/, /a/, /t/; **/m/, /a/, /t/; mat**

/s/, /a/, /t/; **/s/, /a/, /t/; sat**

/s/, /e/, /t/; **/s/, /e/, /t/; set**

/m/, /e/, /t/; **/m/, /e/, /t/; met**

GPH+B UNIT 1

Little Minds at Work – ©Tara West

Oral Blending Drills



"I will state three sounds. We will repeat them together and clap the word."

/d/, /o/, /g/; **/d/, /o/, /g/; dog**

/d/, /i/, /g/; **/d/, /i/, /g/; dig**

/b/, /i/, /g/; **/b/, /i/, /g/; big**


/b/, /u/, /g/; **/b/, /u/, /g/; bug**

/b/, /u/, /n/; **/b/, /u/, /n/; bun**

GPH+B UNIT 1

Little Minds at Work – ©Tara West

Oral Blending Drills



"I will state three sounds. We will repeat them together and clap the word."

/p/, /i/, /g/; **/p/, /i/, /g/; pig**

/b/, /i/, /g/; **/b/, /i/, /g/; big**

/b/, /i/, /n/; **/b/, /i/, /n/; bin**

/w/, /i/, /n/; **/w/, /i/, /n/; win**

/t/, /i/, /n/; **/t/, /i/, /n/; tin**

GPH+B UNIT 1

Little Minds at Work – ©Tara West

Oral Blending Drills



"I will state three sounds. We will repeat them together and clap the word."

/r/, /u/, /n/; **/r/, /u/, /n/; run**

/f/, /u/, /n/; **/f/, /u/, /n/; fun**

/f/, /a/, /n/; **/f/, /a/, /n/; fan**

/f/, /a/, /t/; **/f/, /a/, /t/; fat**

/k/, /a/, /t/; **/k/, /a/, /t/; cat**

GPH+B UNIT 1

Little Minds at Work – ©Tara West

Oral Blending Drills



"I will state three sounds. We will repeat them together and clap the word."

/b/, /o/, /ks/; **/b/, /o/, /ks/; box**

/f/, /o/, /ks/; **/f/, /o/, /ks/; fox**

/f/, /o/, /g/; **/f/, /o/, /g/; fog**


/d/, /o/, /g/; **/d/, /o/, /g/; dog**

/d/, /i/, /g/; **/d/, /i/, /g/; dig**

GPH+B UNIT 1

Little Minds at Work – ©Tara West

Oral Blending Drills



"I will state three sounds. We will repeat them together and clap the word."

/t/, /a/, /g/; **/t/, /a/, /g/; tag**

/f/, /o/, /g/; **/f/, /o/, /g/; fog**

/t/, /o/, /t/; **/t/, /o/, /t/; tot**


/n/, /o/, /t/; **/n/, /o/, /t/; not**

/h/, /o/, /t/; **/h/, /o/, /t/; hot**

GPH+B UNIT 1

Little Minds at Work – ©Tara West

Oral Blending Drills



"I will state three sounds. We will repeat them together and clap the word."

/l/, /i/, /t/; **/l/, /i/, /t/; lit**

/l/, /e/, /t/; **/l/, /e/, /t/; let**

/w/, /e/, /t/; **/w/, /e/, /t/; wet**

/m/, /e/, /t/; **/m/, /e/, /t/; met**

/m/, /e/, /n/; **/m/, /e/, /n/; men**

GPH+B UNIT 1

Little Minds at Work – ©Tara West

Oral Blending Drills



"I will state three sounds. We will repeat them together and clap the word."

/h/, /i/, /p/; **/h/, /i/, /p/; hip**

/l/, /i/, /p/; **/l/, /i/, /p/; lip**

/l/, /a/, /p/; **/l/, /a/, /p/; lap**

/z/, /a/, /p/; **/z/, /a/, /p/; zap**

/t/, /a/, /p/; **/t/, /a/, /p/; tap**

GPH+B UNIT 1

Little Minds at Work – ©Tara West

Oral Blending Drills



"I will state three sounds. We will repeat them together and clap the word."

/j/, /u/, /g/; **/j/, /u/, /g/; jug**

/m/, /u/, /g/; **/m/, /u/, /g/; mug**

/t/, /u/, /g/; **/t/, /u/, /g/; tug**

/t/, /a/, /g/; **/t/, /a/, /g/; tag**

/w/, /a/, /g/; **/w/, /a/, /g/; wag**

GPH+B UNIT 1

Little Minds at Work – ©Tara West

Oral Blending Drills



"I will state three sounds. We will repeat them together and clap the word."

/k/, /a/, /p/; **/k/, /a/, /p/; cap**

/k/, /u/, /p/; **/k/, /u/, /p/; cup**

/k/, /u/, /t/; **/k/, /u/, /t/; cut**

/h/, /u/, /t/; **/h/, /u/, /t/; hut**

/h/, /u/, /m/; **/h/, /u/, /m/; hum**

GPH+B UNIT 1

Little Minds at Work – ©Tara West

Oral Blending Drills



"I will state three sounds. We will repeat them together and clap the word."

/w/, /i/, /g/; **/w/, /i/, /g/; wig**

/b/, /i/, /g/; **/b/, /i/, /g/; big**

/b/, /a/, /g/; **/b/, /a/, /g/; bag**

/b/, /a/, /d/; **/b/, /a/, /d/; bad**

/b/, /e/, /d/; **/b/, /e/, /d/; bed**

GPH+B UNIT 1

Little Minds at Work – ©Tara West

Oral Blending Drills



"I will state three sounds. We will repeat them together and clap the word."

/t/, /i/, /p/; **/t/, /i/, /p/; tip**

/t/, /a/, /p/; **/t/, /a/, /p/; tap**

/m/, /a/, /p/; **/m/, /a/, /p/; map**


/m/, /o/, /p/; **/m/, /o/, /p/; mop**

/m/, /o/, /b/; **/m/, /o/, /b/; mob**

GPH+B UNIT 1

Little Minds at Work – ©Tara West

Oral Blending Drills



"I will state three sounds. We will repeat them together and clap the word."

/r/, /u/, /g/; **/r/, /u/, /g/; rug**

/r/, /a/, /g/; **/r/, /a/, /g/; rag**

/r/, /a/, /t/; **/r/, /a/, /t/; rat**

/r/, /o/, /t/; **/r/, /o/, /t/; rot**

/k/, /o/, /t/; **/k/, /o/, /t/; cot**

GPH+B UNIT 1

Little Minds at Work – ©Tara West

Oral Blending Drills



"I will state three sounds. We will repeat them together and clap the word."

/a/, /t/; **/a/, /t/; at**

/a/, /m/; **/a/, /m/; am**

/j/, /a/, /m/; **/j/, /a/, /m/; jam**

/r/, /a/, /m/; **/r/, /a/, /m/; ram**

/r/, /a/, /t/; **/r/, /a/, /t/; rat**

GPH+B UNIT 1

Little Minds at Work – ©Tara West

Oral Blending Drills



"I will state three sounds. We will repeat them together and clap the word."

/p/, /i/, /g/; **/p/, /i/, /g/; pig**

/p/, /e/, /g/; **/p/, /e/, /g/; peg**

/p/, /e/, /n/; **/p/, /e/, /n/; pen**

/h/, /e/, /n/; **/h/, /e/, /n/; hen**

/m/, /e/, /n/; **/m/, /e/, /n/; men**

GPH+B UNIT 1

Little Minds at Work – ©Tara West

Oral Blending Drills



"I will state three sounds. We will repeat them together and clap the word."

/s/, /u/, /n/; **/s/, /u/, /n/; sun**

/f/, /u/, /n/; **/f/, /u/, /n/; fun**

/f/, /a/, /n/; **/f/, /a/, /n/; fan**

/f/, /i/, /n/; **/f/, /i/, /n/; fin**

/b/, /i/, /n/; **/b/, /i/, /n/; bin**

GPH+B UNIT 1

Little Minds at Work – ©Tara West

Oral Blending Drills



"I will state three sounds. We will repeat them together and clap the word."

/h/, /u/, /g/; **/h/, /u/, /g/; hug**

/h/, /u/, /t/; **/h/, /u/, /t/; hut**

/h/, /a/, /t/; **/h/, /a/, /t/; hat**

/r/, /a/, /t/; **/r/, /a/, /t/; rat**

/r/, /a/, /n/; **/r/, /a/, /n/; ran**

GPH+B UNIT 1

Little Minds at Work – ©Tara West

Oral Blending Drills



"I will state three sounds. We will repeat them together and clap the word."

/s/, /a/, /t/; **/s/, /a/, /t/; sat**

/s/, /i/, /t/; **/s/, /i/, /t/; sit**

/s/, /i/, /p/; **/s/, /i/, /p/; sip**


/t/, /i/, /p/; **/t/, /i/, /p/; tip**

/t/, /a/, /p/; **/t/, /a/, /p/; tap**

GPH+B UNIT 1

Little Minds at Work – ©Tara West

Oral Blending Drills



"I will state three sounds. We will repeat them together and clap the word."

/l/, /o/, /g/; **/l/, /o/, /g/; log**

/l/, /u/, /g/; **/l/, /u/, /g/; lug**

/b/, /u/, /g/; **/b/, /u/, /g/; bug**


/b/, /a/, /g/; **/b/, /a/, /g/; bag**

/b/, /i/, /g/; **/b/, /i/, /g/; big**

GPH+B UNIT 1

Little Minds at Work – ©Tara West

Oral Blending Drills



"I will state three sounds. We will repeat them together and clap the word."

/s/, /i/, /p/; **/s/, /i/, /p/; sip**

/s/, /i/, /ks/; **/s/, /i/, /ks/; six**

/f/, /i/, /ks/; **/f/, /i/, /ks/; fix**

/f/, /o/, /ks/; **/f/, /o/, /ks/; fox**

/b/, /o/, /ks/; **/b/, /o/, /ks/; box**

GPH+B UNIT 1

Little Minds at Work – ©Tara West

Oral Blending Drills



"I will state three sounds. We will repeat them together and clap the word."

/v/, /a/, /n/; **/v/, /a/, /n/; van**

/t/, /a/, /n/; **/t/, /a/, /n/; tan**

/k/, /a/, /n/; **/k/, /a/, /n/; can**

/k/, /a/, /t/; **/k/, /a/, /t/; cat**

/m/, /a/, /t/; **/m/, /a/, /t/; mat**

GPH+B UNIT 1

Little Minds at Work – ©Tara West

Oral Blending Drills



"I will state three sounds. We will repeat them together and clap the word."

/p/, /e/, /n/; **/p/, /e/, /n/; pen**

/p/, /i/, /n/; **/p/, /i/, /n/; pin**

/b/, /i/, /n/; **/b/, /i/, /n/; bin**

/b/, /i/, /t/; **/b/, /i/, /t/; bit**

/s/, /i/, /t/; **/s/, /i/, /t/; sit**

GPH+B UNIT 1

Little Minds at Work – ©Tara West

Oral Blending Drills



"I will state three sounds. We will repeat them together and clap the word."

/j/, /e/, /t/; **/j/, /e/, /t/; jet**

/w/, /e/, /t/; **/w/, /e/, /t/; wet**

/m/, /e/, /t/; **/m/, /e/, /t/; met**

/m/, /a/, /t/; **/m/, /a/, /t/; mat**

/m/, /a/, /p/; **/m/, /a/, /p/; map**

GPH+B UNIT 1

Little Minds at Work – ©Tara West

Oral Blending Drills



"I will state three sounds. We will repeat them together and clap the word."

/f/, /i/, /t/; **/f/, /i/, /t/; fit**

/h/, /i/, /t/; **/h/, /i/, /t/; hit**

/h/, /a/, /t/; **/h/, /a/, /t/; hat**

/h/, /u/, /t/; **/h/, /u/, /t/; hut**

/h/, /u/, /g/; **/h/, /u/, /g/; hug**

GPH+B UNIT 1

Little Minds at Work – ©Tara West

Oral Blending Drills



"I will state three sounds. We will repeat them together and clap the word."

/k/, /u/, /t/; **/k/, /u/, /t/; cut**

/h/, /u/, /t/; **/h/, /u/, /t/; hut**

/h/, /i/, /t/; **/h/, /i/, /t/; hit**


/h/, /i/, /m/; **/h/, /i/, /m/; him**

/h/, /u/, /m/; **/h/, /u/, /m/; hum**

GPH+B UNIT 1

Little Minds at Work – ©Tara West

Oral Blending Drills



"I will state three sounds. We will repeat them together and clap the word."

/n/, /a/, /b/; **/n/, /a/, /b/; nab**

/n/, /a/, /p/; **/n/, /a/, /p/; nap**

/t/, /a/, /p/; **/t/, /a/, /p/; tap**

/m/, /a/, /p/; **/m/, /a/, /p/; map**

/s/, /a/, /p/; **/s/, /a/, /p/; sap**

GPH+B UNIT 1

Little Minds at Work – ©Tara West

Oral Blending Drills



"I will state three sounds. We will repeat them together and clap the word."

/l/, /i/, /t/; **/l/, /i/, /t/; lit**

/l/, /e/, /t/; **/l/, /e/, /t/; let**

/w/, /e/, /t/; **/w/, /e/, /t/; wet**


/m/, /e/, /t/; **/m/, /e/, /t/; met**

/m/, /a/, /t/; **/m/, /a/, /t/; mat**

GPH+B UNIT 1

Little Minds at Work – ©Tara West

Oral Blending Drills



"I will state three sounds. We will repeat them together and clap the word."

/s/, /i/, /p/; **/s/, /i/, /p/; sip**

/l/, /i/, /p/; **/l/, /i/, /p/; lip**


/l/, /a/, /p/; **/l/, /a/, /p/; lap**

/k/, /a/, /p/; **/k/, /a/, /p/; cap**


/k/, /u/, /p/; **/k/, /u/, /p/; cup**

GPH+B UNIT 1


Little Minds at Work – ©Tara West



a




b



A rectangular box with a dashed horizontal line across the middle, intended for handwriting practice.

GPH + B UNIT 1

Little Minds at Work – ©Tara West



A rectangular box with a dashed horizontal line across the middle, intended for handwriting practice.

GPH + B UNIT 1

Little Minds at Work – ©Tara West



A rectangular box with a dashed horizontal line across the middle, intended for handwriting practice.

GPH + B UNIT 1

Little Minds at Work – ©Tara West



A rectangular box with a dashed horizontal line across the middle, intended for handwriting practice.

GPH + B UNIT 1


Little Minds at Work – ©Tara West



A rectangular box with a dashed horizontal line across the middle, intended for handwriting practice.

GPH + B UNIT 1


Little Minds at Work – ©Tara West




A rectangular box with a dashed horizontal line across the middle, intended for handwriting practice.

GPH + B UNIT 1

Little Minds at Work – ©Tara West



c




d



A rectangular box with a dashed horizontal line across the middle, intended for handwriting practice.

GPH + B UNIT 1


Little Minds at Work – ©Tara West



A rectangular box with a dashed horizontal line across the middle, intended for handwriting practice.

GPH + B UNIT 1

Little Minds at Work – ©Tara West



A rectangular box with a dashed horizontal line across the middle, intended for handwriting practice.

GPH + B UNIT 1

Little Minds at Work – ©Tara West



A rectangular box with a dashed horizontal line across the middle, intended for handwriting practice.

GPH + B UNIT 1


Little Minds at Work – ©Tara West



A rectangular box with a dashed horizontal line across the middle, intended for handwriting practice.

GPH + B UNIT 1



Little Minds at Work – ©Tara West



A rectangular box with a dashed horizontal line across the middle, intended for handwriting practice.


GPH + B UNIT 1

Little Minds at Work – ©Tara West



e

f



Blank writing area with a dashed line for tracing.

GPH + B UNIT 1


Little Minds at Work – ©Tara West



Blank writing area with a dashed line for tracing.

GPH + B UNIT 1


Little Minds at Work – ©Tara West



Blank writing area with a dashed line for tracing.

GPH + B UNIT 1


Little Minds at Work – ©Tara West



Blank writing area with a dashed line for tracing.

GPH + B UNIT 1

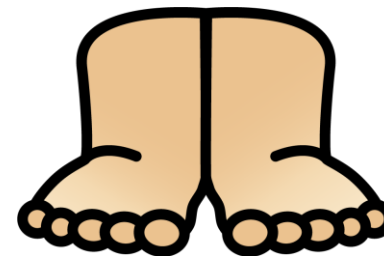
Little Minds at Work – ©Tara West



Blank writing area with a dashed line for tracing.

GPH + B UNIT 1


Little Minds at Work – ©Tara West




Blank writing area with a dashed line for tracing.

GPH + B UNIT 1


Little Minds at Work – ©Tara West



g



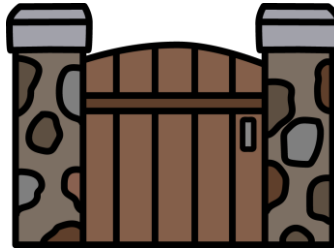
h



A rectangular box with a dashed line across the middle, intended for handwriting practice.

GPH + B UNIT 1


Little Minds at Work – ©Tara West



A rectangular box with a dashed line across the middle, intended for handwriting practice.

GPH + B UNIT 1

Little Minds at Work – ©Tara West



A rectangular box with a dashed line across the middle, intended for handwriting practice.

GPH + B UNIT 1


Little Minds at Work – ©Tara West



A rectangular box with a dashed line across the middle, intended for handwriting practice.

GPH + B UNIT 1


Little Minds at Work – ©Tara West



A rectangular box with a dashed line across the middle, intended for handwriting practice.

GPH + B UNIT 1


Little Minds at Work – ©Tara West



A rectangular box with a dashed line across the middle, intended for handwriting practice.

GPH + B UNIT 1

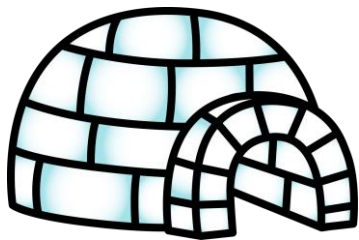
Little Minds at Work – ©Tara West



i




j



A rectangular box with a dashed horizontal line across the middle, intended for handwriting practice.

GPH + B UNIT 1

Little Minds at Work – ©Tara West



A rectangular box with a dashed horizontal line across the middle, intended for handwriting practice.

GPH + B UNIT 1

Little Minds at Work – ©Tara West



A rectangular box with a dashed horizontal line across the middle, intended for handwriting practice.

GPH + B UNIT 1

Little Minds at Work – ©Tara West



A rectangular box with a dashed horizontal line across the middle, intended for handwriting practice.

GPH + B UNIT 1


Little Minds at Work – ©Tara West



A rectangular box with a dashed horizontal line across the middle, intended for handwriting practice.

GPH + B UNIT 1

Little Minds at Work – ©Tara West



A rectangular box with a dashed horizontal line across the middle, intended for handwriting practice.

GPH + B UNIT 1


Little Minds at Work – ©Tara West



k




l



A rectangular box with a dashed line across the middle, intended for handwriting practice.

GPH + B UNIT 1

Little Minds at Work – ©Tara West



A rectangular box with a dashed line across the middle, intended for handwriting practice.

GPH + B UNIT 1


Little Minds at Work – ©Tara West



A rectangular box with a dashed line across the middle, intended for handwriting practice.

GPH + B UNIT 1

Little Minds at Work – ©Tara West



A rectangular box with a dashed line across the middle, intended for handwriting practice.

GPH + B UNIT 1

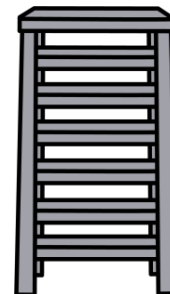
Little Minds at Work – ©Tara West



A rectangular box with a dashed line across the middle, intended for handwriting practice.

GPH + B UNIT 1



Little Minds at Work – ©Tara West



A rectangular box with a dashed line across the middle, intended for handwriting practice.

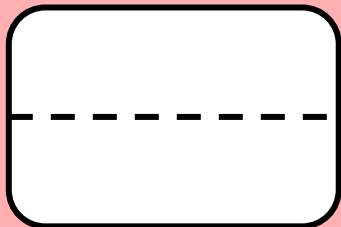
GPH + B UNIT 1

Little Minds at Work – ©Tara West



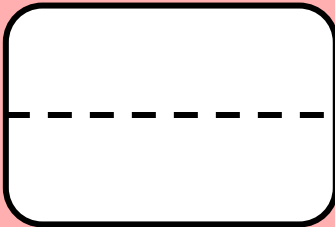
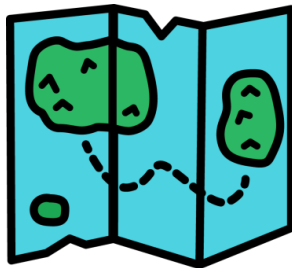
m

n



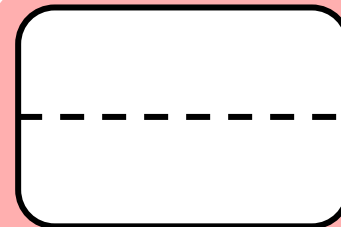
GPH + B UNIT 1

Little Minds at Work – ©Tara West



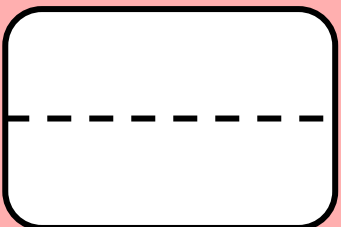
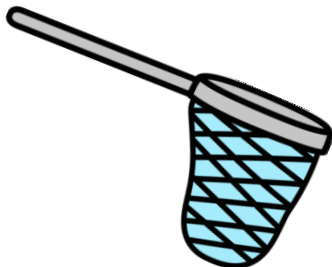
GPH + B UNIT 1

Little Minds at Work – ©Tara West



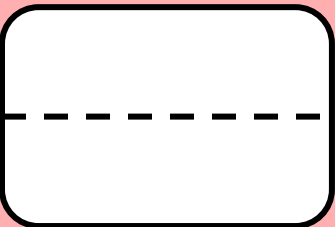

GPH + B UNIT 1

Little Minds at Work – ©Tara West



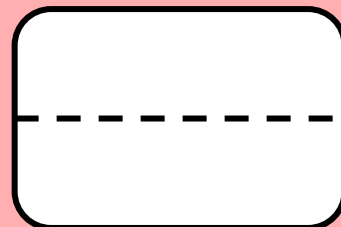
GPH + B UNIT 1

Little Minds at Work – ©Tara West





GPH + B UNIT 1

Little Minds at Work – ©Tara West



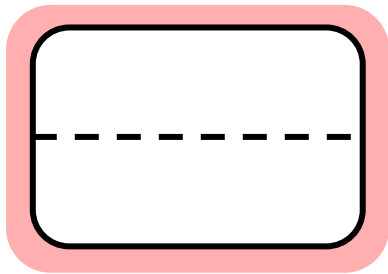

GPH + B UNIT 1

Little Minds at Work – ©Tara West



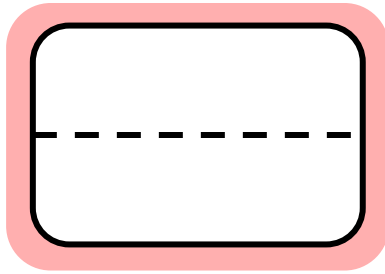
o

p



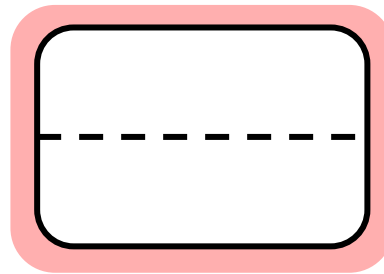
GPH + B UNIT 1

Little Minds at Work – ©Tara West



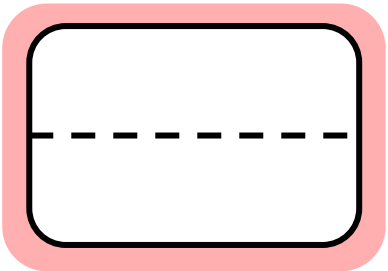
GPH + B UNIT 1

Little Minds at Work – ©Tara West



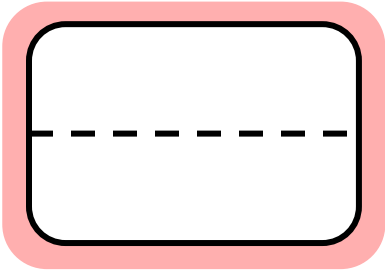

GPH + B UNIT 1

Little Minds at Work – ©Tara West



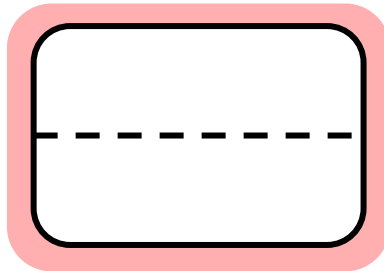
GPH + B UNIT 1

Little Minds at Work – ©Tara West




GPH + B UNIT 1

Little Minds at Work – ©Tara West




GPH + B UNIT 1

Little Minds at Work – ©Tara West



q

r



A rectangular box with a dashed line across the middle, intended for handwriting practice.

GPH + B UNIT 1

Little Minds at Work – ©Tara West



A rectangular box with a dashed line across the middle, intended for handwriting practice.

GPH + B UNIT 1

Little Minds at Work – ©Tara West



A rectangular box with a dashed line across the middle, intended for handwriting practice.

GPH + B UNIT 1


Little Minds at Work – ©Tara West



A rectangular box with a dashed line across the middle, intended for handwriting practice.

GPH + B UNIT 1


Little Minds at Work – ©Tara West



A rectangular box with a dashed line across the middle, intended for handwriting practice.

GPH + B UNIT 1



Little Minds at Work – ©Tara West



A rectangular box with a dashed line across the middle, intended for handwriting practice.

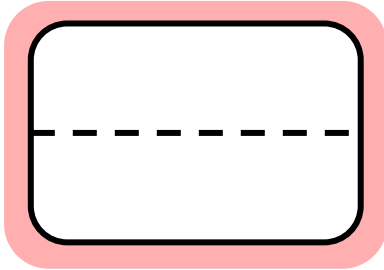

GPH + B UNIT 1

Little Minds at Work – ©Tara West



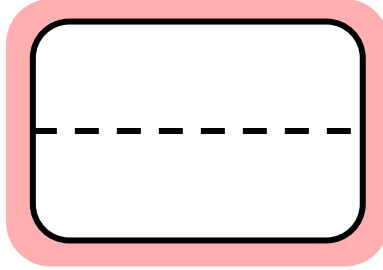

s

t



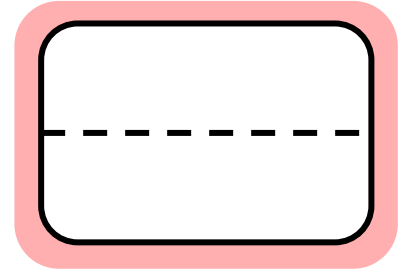
GPH + B UNIT 1

Little Minds at Work – ©Tara West



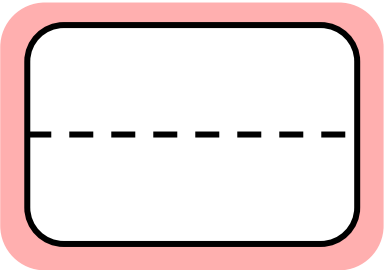
GPH + B UNIT 1

Little Minds at Work – ©Tara West



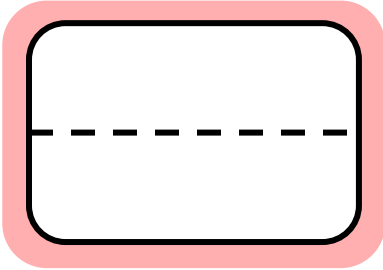
GPH + B UNIT 1

Little Minds at Work – ©Tara West



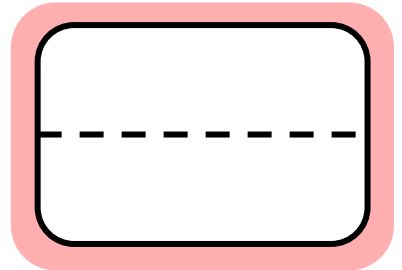
GPH + B UNIT 1

Little Minds at Work – ©Tara West




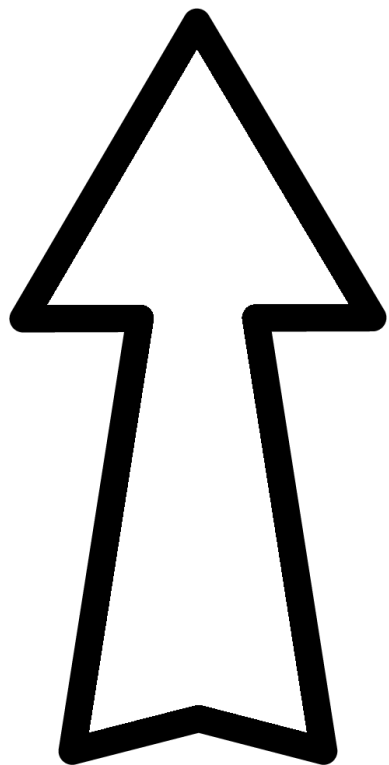
GPH + B UNIT 1

Little Minds at Work – ©Tara West



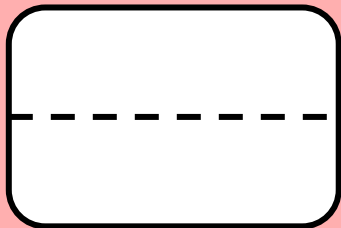
GPH + B UNIT 1

Little Minds at Work – ©Tara West



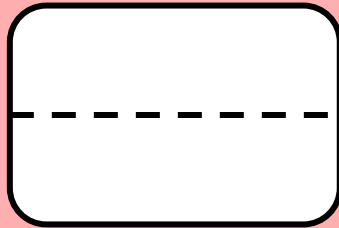
U

V



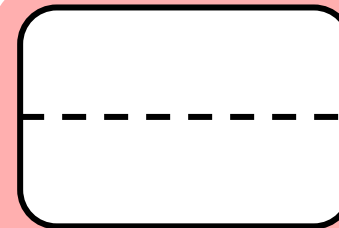
GPH + B UNIT 1

Little Minds at Work – ©Tara West



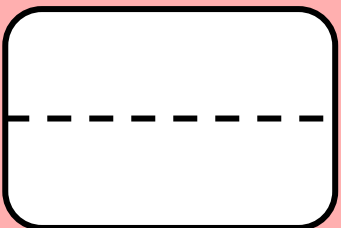

GPH + B UNIT 1

Little Minds at Work – ©Tara West



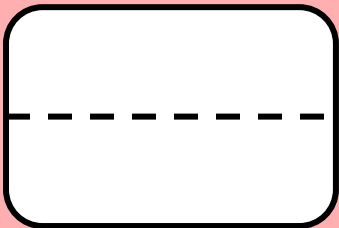
GPH + B UNIT 1

Little Minds at Work – ©Tara West



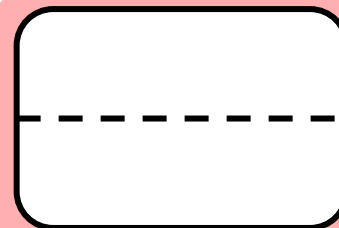
GPH + B UNIT 1

Little Minds at Work – ©Tara West



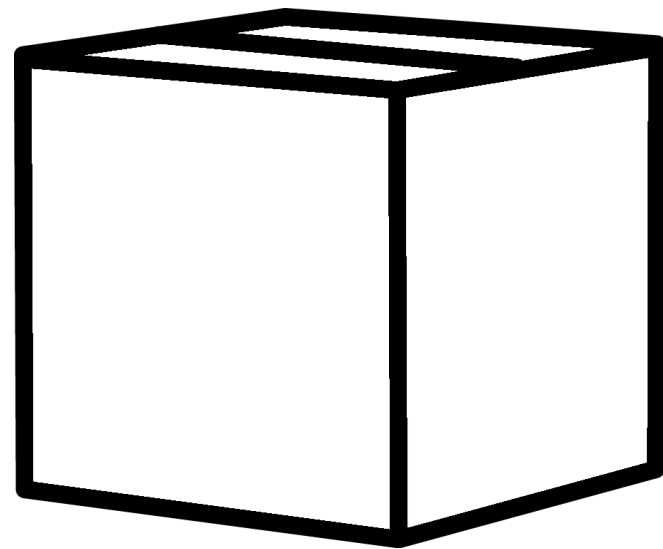
GPH + B UNIT 1

Little Minds at Work – ©Tara West




GPH + B UNIT 1

Little Minds at Work – ©Tara West



w

x



Handwriting practice box with a dashed line for tracing.

GPH + B UNIT 1


Little Minds at Work – ©Tara West



Handwriting practice box with a dashed line for tracing.

GPH + B UNIT 1

Little Minds at Work – ©Tara West



Handwriting practice box with a dashed line for tracing.

GPH + B UNIT 1


Little Minds at Work – ©Tara West



Handwriting practice box with a dashed line for tracing.

GPH + B UNIT 1

Little Minds at Work – ©Tara West



Handwriting practice box with a dashed line for tracing.

GPH + B UNIT 1



Little Minds at Work – ©Tara West




Handwriting practice box with a dashed line for tracing.

GPH + B UNIT 1

Little Minds at Work – ©Tara West



y



z



A large rectangular box with a dashed horizontal line across the middle, intended for handwriting practice.

GPH + B UNIT 1


Little Minds at Work – ©Tara West



A large rectangular box with a dashed horizontal line across the middle, intended for handwriting practice.

GPH + B UNIT 1


Little Minds at Work – ©Tara West



A large rectangular box with a dashed horizontal line across the middle, intended for handwriting practice.

GPH + B UNIT 1

Little Minds at Work – ©Tara West



A large rectangular box with a dashed horizontal line across the middle, intended for handwriting practice.

GPH + B UNIT 1


Little Minds at Work – ©Tara West



A large rectangular box with a dashed horizontal line across the middle, intended for handwriting practice.

GPH + B UNIT 1









Little Minds at Work – ©Tara West



A large rectangular box with a dashed horizontal line across the middle, intended for handwriting practice.









GPH + B UNIT 1

Little Minds at Work – ©Tara West

a	a	a			a
					









Guided Phonics + Beyond Unit 1

Little Minds at Work – ©Tara West

b	b	b			b
					









Guided Phonics + Beyond Unit 1

Little Minds at Work – ©Tara West

c	c	c			c
					

Guided Phonics + Beyond Unit 1

Little Minds at Work – ©Tara West

d	d	d			d
					

Guided Phonics + Beyond Unit 1

Little Minds at Work – ©Tara West


e



e



e



e



Guided Phonics + Beyond Unit 1

Little Minds at Work – ©Tara West

f



f



f



f



Guided Phonics + Beyond Unit 1

Little Minds at Work – ©Tara West

g



g



g



g



Guided Phonics + Beyond Unit 1

Little Minds at Work – ©Tara West

h



h



h











h











Guided Phonics + Beyond Unit 1

Little Minds at Work – ©Tara West

i	i	i			i
					









Guided Phonics + Beyond Unit 1

Little Minds at Work – ©Tara West

j	j	j			j
					









Guided Phonics + Beyond Unit 1

Little Minds at Work – ©Tara West

k	k	k			k
					

Guided Phonics + Beyond Unit 1

Little Minds at Work – ©Tara West

l	l	l			l
					

Guided Phonics + Beyond Unit 1

Little Minds at Work – ©Tara West

m



m



m



m



Guided Phonics + Beyond Unit 1

Little Minds at Work – ©Tara West

n



n



n



n



Guided Phonics + Beyond Unit 1

Little Minds at Work – ©Tara West

o



o



o



o



Guided Phonics + Beyond Unit 1

Little Minds at Work – ©Tara West

p



p



p











p





Guided Phonics + Beyond Unit 1

Little Minds at Work – ©Tara West

q 	q 	q 	 	 	q 
--	--	--	---	--	--









Guided Phonics + Beyond Unit 1

Little Minds at Work – ©Tara West

r 	r 	r 	 	 	r 
--	--	--	--	--	--






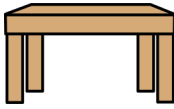


Guided Phonics + Beyond Unit 1

Little Minds at Work – ©Tara West

s 	s 	s 	 	 	s 
---	---	---	---	--	--









Guided Phonics + Beyond Unit 1

Little Minds at Work – ©Tara West

t 	t 	t 	 	 	t 
--	--	--	--	---	--









Guided Phonics + Beyond Unit 1

Little Minds at Work – ©Tara West

U	U	U			U
					









Guided Phonics + Beyond Unit 1

Little Minds at Work – ©Tara West

V	V	V			V
					









Guided Phonics + Beyond Unit 1

Little Minds at Work – ©Tara West

W	W	W			W
					

Guided Phonics + Beyond Unit 1

Little Minds at Work – ©Tara West

X	X	X			X
					

Guided Phonics + Beyond Unit 1

Little Minds at Work – ©Tara West


y



y



y



y



Guided Phonics + Beyond Unit 1

Little Minds at Work – ©Tara West

z



z



z



z



Guided Phonics + Beyond Unit 1

Little Minds at Work – ©Tara West


a



A



a



Aa



Guided Phonics + Beyond Unit 1

Little Minds at Work – ©Tara West

b



B



b



Bb



Guided Phonics + Beyond Unit 1

Little Minds at Work – ©Tara West


c



C



c



Cc



Guided Phonics + Beyond Unit 1

Little Minds at Work – ©Tara West



d



D



d



Dd



Guided Phonics + Beyond Unit 1

Little Minds at Work – ©Tara West

e



E



e



Ee



Guided Phonics + Beyond Unit 1

Little Minds at Work – ©Tara West



f



F



f



Ff



Guided Phonics + Beyond Unit 1

Little Minds at Work – ©Tara West

g



G



g



Gg



Guided Phonics + Beyond Unit 1

Little Minds at Work – ©Tara West


h



H



h











Hh











Guided Phonics + Beyond Unit 1

Little Minds at Work – ©Tara West

i	I	i			Ii
					









Guided Phonics + Beyond Unit 1

Little Minds at Work – ©Tara West

j	J	j			Jj
					









Guided Phonics + Beyond Unit 1

Little Minds at Work – ©Tara West

k	K	k			Kk
					

Guided Phonics + Beyond Unit 1

Little Minds at Work – ©Tara West

l	L	l			Li
					

Guided Phonics + Beyond Unit 1

Little Minds at Work – ©Tara West

m



M



m



Mm



Guided Phonics + Beyond Unit 1

Little Minds at Work – ©Tara West

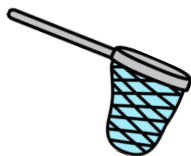
n



N



n



Nn



Guided Phonics + Beyond Unit 1

Little Minds at Work – ©Tara West

o



O



o



Oo



Guided Phonics + Beyond Unit 1

Little Minds at Work – ©Tara West

p



P



p



Pp



Guided Phonics + Beyond Unit 1

Little Minds at Work – ©Tara West


q



Q



q



Qq



Guided Phonics + Beyond Unit 1

Little Minds at Work – ©Tara West


r



R



r



Rr



Guided Phonics + Beyond Unit 1

Little Minds at Work – ©Tara West


s



S



s



Ss



Guided Phonics + Beyond Unit 1

Little Minds at Work – ©Tara West

t



T



t



Tt



Guided Phonics + Beyond Unit 1

Little Minds at Work – ©Tara West

U



U



U



Uu



Guided Phonics + Beyond Unit 1

Little Minds at Work – ©Tara West

V



V



V



Vv



Guided Phonics + Beyond Unit 1

Little Minds at Work – ©Tara West

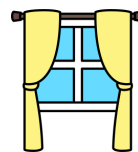
W



W



W



Ww



Guided Phonics + Beyond Unit 1

Little Minds at Work – ©Tara West

X



X



X



Xx



Guided Phonics + Beyond Unit 1

Little Minds at Work – ©Tara West

y



Y



y



Yy



Guided Phonics + Beyond Unit 1

Little Minds at Work – ©Tara West

z



Z



z





Zz




Guided Phonics + Beyond Unit 1

Little Minds at Work – ©Tara West




GPH+B Unit 1

Little Minds at Work – ©Tara West




GPH+B Unit 1

Little Minds at Work – ©Tara West





GPH+B Unit 1

Little Minds at Work – ©Tara West





GPH+B Unit 1

Little Minds at Work – ©Tara West





GPH+B Unit 1

Little Minds at Work – ©Tara West





GPH+B Unit 1

Little Minds at Work – ©Tara West





GPH+B Unit 1

Little Minds at Work – ©Tara West





GPH+B Unit 1

Little Minds at Work – ©Tara West





GPH+B Unit 1

Little Minds at Work – ©Tara West




GPH+B Unit 1

Little Minds at Work – ©Tara West



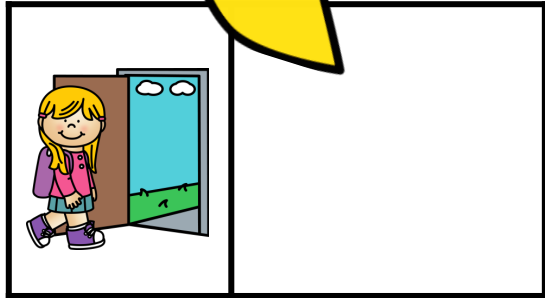

GPH+B Unit 1

Little Minds at Work – ©Tara West





GPH+B Unit 1

Little Minds at Work – ©Tara West





GPH+B Unit 1

Little Minds at Work – ©Tara West





GPH+B Unit 1

Little Minds at Work – ©Tara West



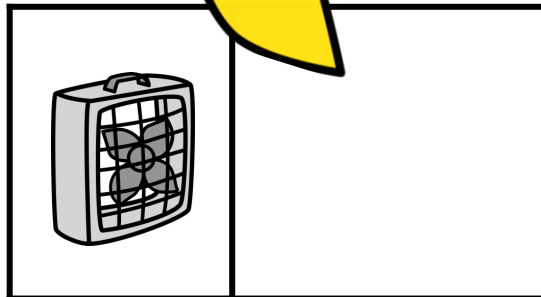

GPH+B Unit 1

Little Minds at Work – ©Tara West





GPH+B Unit 1

Little Minds at Work – ©Tara West





GPH+B Unit 1

Little Minds at Work – ©Tara West





GPH+B Unit 1

Little Minds at Work – ©Tara West



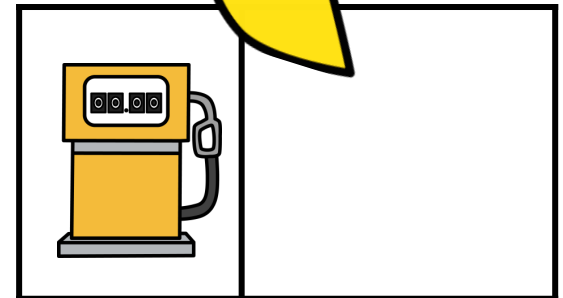

GPH+B Unit 1

Little Minds at Work – ©Tara West





GPH+B Unit 1

Little Minds at Work – ©Tara West




GPH+B Unit 1

Little Minds at Work – ©Tara West





GPH+B Unit 1

Little Minds at Work – ©Tara West





GPH+B Unit 1

Little Minds at Work – ©Tara West





GPH+B Unit 1

Little Minds at Work – ©Tara West





GPH+B Unit 1

Little Minds at Work – ©Tara West





GPH+B Unit 1

Little Minds at Work – ©Tara West





GPH+B Unit 1

Little Minds at Work – ©Tara West





GPH+B Unit 1

Little Minds at Work – ©Tara West




GPH+B Unit 1

Little Minds at Work – ©Tara West




GPH+B Unit 1

Little Minds at Work – ©Tara West




GPH+B Unit 1

Little Minds at Work – ©Tara West




GPH+B Unit 1

Little Minds at Work – ©Tara West





GPH+B Unit 1

Little Minds at Work – ©Tara West




GPH+B Unit 1

Little Minds at Work – ©Tara West





GPH+B Unit 1

Little Minds at Work – ©Tara West





GPH+B Unit 1

Little Minds at Work – ©Tara West





GPH+B Unit 1

Little Minds at Work – ©Tara West





GPH+B Unit 1

Little Minds at Work – ©Tara West





GPH+B Unit 1

Little Minds at Work – ©Tara West





GPH+B Unit 1

Little Minds at Work – ©Tara West




GPH+B Unit 1

Little Minds at Work – ©Tara West





GPH+B Unit 1

Little Minds at Work – ©Tara West




GPH+B Unit 1

Little Minds at Work – ©Tara West




GPH+B Unit 1

Little Minds at Work – ©Tara West





GPH+B Unit 1

Little Minds at Work – ©Tara West




GPH+B Unit 1

Little Minds at Work – ©Tara West





GPH+B Unit 1

Little Minds at Work – ©Tara West





GPH+B Unit 1

Little Minds at Work – ©Tara West





GPH+B Unit 1

Little Minds at Work – ©Tara West




GPH+B Unit 1

Little Minds at Work – ©Tara West





GPH+B Unit 1

Little Minds at Work – ©Tara West





GPH+B Unit 1

Little Minds at Work – ©Tara West




GPH+B Unit 1

Little Minds at Work – ©Tara West





GPH+B Unit 1

Little Minds at Work – ©Tara West




GPH+B Unit 1

Little Minds at Work – ©Tara West




GPH+B Unit 1

Little Minds at Work – ©Tara West




GPH+B Unit 1

Little Minds at Work – ©Tara West




GPH+B Unit 1

Little Minds at Work – ©Tara West





GPH+B Unit 1

Little Minds at Work – ©Tara West





GPH+B Unit 1



Little Minds at Work – ©Tara West





GPH+B Unit 1 Little Minds at Work – ©Tara West





GPH+B Unit 1 Little Minds at Work – ©Tara West




GPH+B Unit 1 Little Minds at Work – ©Tara West




GPH+B Unit 1 Little Minds at Work – ©Tara West



GPH+B Unit 1 Little Minds at Work – ©Tara West





GPH+B Unit 1 Little Minds at Work – ©Tara West



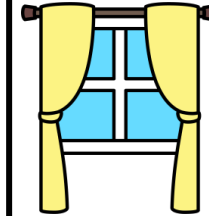

GPH+B Unit 1

Little Minds at Work – ©Tara West




GPH+B Unit 1

Little Minds at Work – ©Tara West





GPH+B Unit 1

Little Minds at Work – ©Tara West



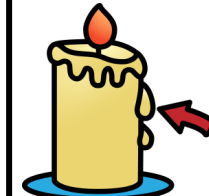

GPH+B Unit 1

Little Minds at Work – ©Tara West




GPH+B Unit 1

Little Minds at Work – ©Tara West




GPH+B Unit 1

Little Minds at Work – ©Tara West





GPH+B Unit 1

Little Minds at Work – ©Tara West




GPH+B Unit 1

Little Minds at Work – ©Tara West





GPH+B Unit 1

Little Minds at Work – ©Tara West




GPH+B Unit 1

Little Minds at Work – ©Tara West




GPH+B Unit 1

Little Minds at Work – ©Tara West




GPH+B Unit 1


Little Minds at Work – ©Tara West




b a c d




a c d b



b c a d



d c b a




b

a

c

d




a

c

d

b




b

c

a

d




d

c

b

a



b


a

c

d

Guided Phonics + Beyond Unit 1

Tara West – Little Minds at Work



a


c

d

b

Guided Phonics + Beyond Unit 1

Tara West – Little Minds at Work



b


c

a

d

Guided Phonics + Beyond Unit 1

Tara West – Little Minds at Work



d


c

b


a

Guided Phonics + Beyond Unit 1


Tara West – Little Minds at Work




b	a	c	d
---	---	---	---




a	c	d	b
---	---	---	---



b	c	a	d
---	---	---	---



d	c	b	a
---	---	---	---



b


e

c

d

Guided Phonics + Beyond Unit 1

Tara West – Little Minds at Work



e


c

d

a

Guided Phonics + Beyond Unit 1

Tara West – Little Minds at Work



b


e

a

c

Guided Phonics + Beyond Unit 1

Tara West – Little Minds at Work



d


c

e


a

Guided Phonics + Beyond Unit 1

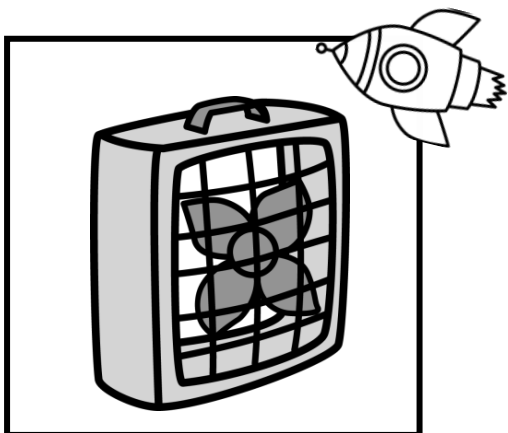
Tara West – Little Minds at Work



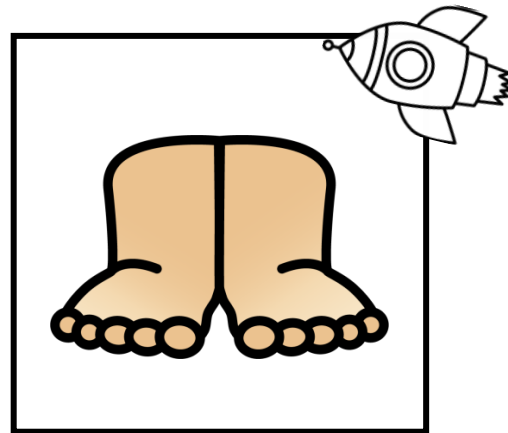
f a e d



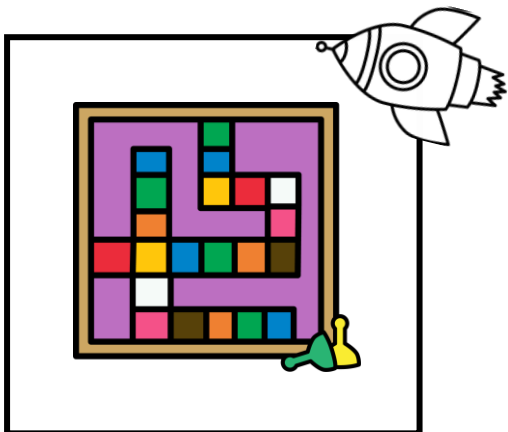
e c d f



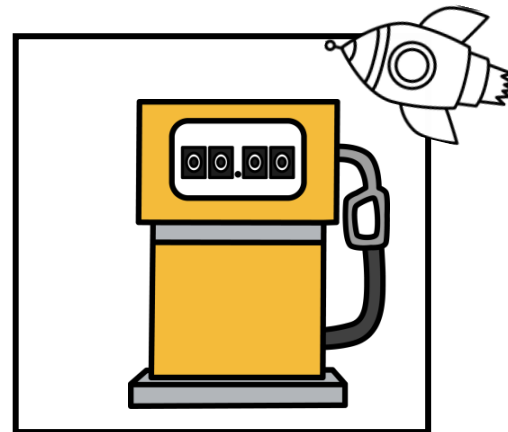
b f a e




d e f a



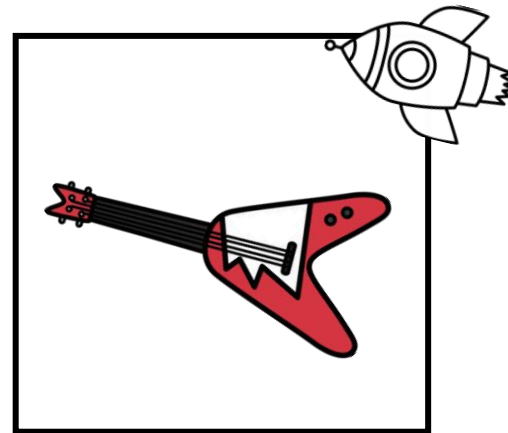
e g c f




g c f b




b f g e




d f b g




g h c f




h e g a




e b h g




d g f h




h i c f




i h d g




b e i h




d e h i




b	j	f	i
---	---	---	---




j	h	d	e
---	---	---	---



g	h	j	e
---	---	---	---



a	c	f	j
---	---	---	---



f


k

b

i

Guided Phonics + Beyond Unit 1

Tara West – Little Minds at Work



e


b

c

k

Guided Phonics + Beyond Unit 1

Tara West – Little Minds at Work



d

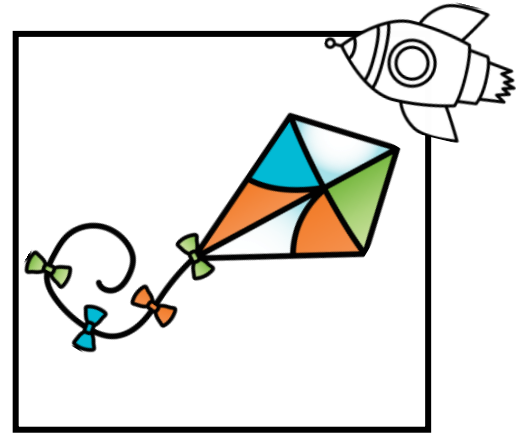
j

k

h

Guided Phonics + Beyond Unit 1

Tara West – Little Minds at Work



k


g

a

j

Guided Phonics + Beyond Unit 1


Tara West – Little Minds at Work



a f l i

Guided Phonics + Beyond Unit 1


Tara West – Little Minds at Work



c d h l

Guided Phonics + Beyond Unit 1


Tara West – Little Minds at Work



l j c g

Guided Phonics + Beyond Unit 1


Tara West – Little Minds at Work



k l e b

Guided Phonics + Beyond Unit 1

Tara West – Little Minds at Work



d


j

b

m

Guided Phonics + Beyond Unit 1

Tara West – Little Minds at Work



g

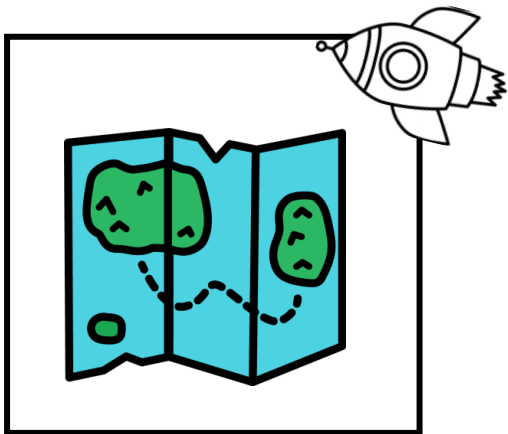
m

e

k

Guided Phonics + Beyond Unit 1

Tara West – Little Minds at Work



m


a

h

c

Guided Phonics + Beyond Unit 1

Tara West – Little Minds at Work



l


e

m

f

Guided Phonics + Beyond Unit 1

Tara West – Little Minds at Work



k

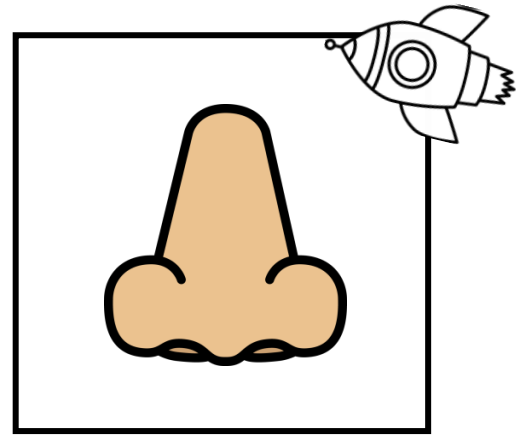
c

n

f

Guided Phonics + Beyond Unit 1

Tara West – Little Minds at Work



n


e

l

i

Guided Phonics + Beyond Unit 1

Tara West – Little Minds at Work



g


n

j

d

Guided Phonics + Beyond Unit 1

Tara West – Little Minds at Work



m


h

a

n

Guided Phonics + Beyond Unit 1


Tara West – Little Minds at Work



n h o d

Guided Phonics + Beyond Unit 1


Tara West – Little Minds at Work



o f j m

Guided Phonics + Beyond Unit 1


Tara West – Little Minds at Work



e k c o

Guided Phonics + Beyond Unit 1


Tara West – Little Minds at Work



g o i l

Guided Phonics + Beyond Unit 1

Tara West – Little Minds at Work



b


p

e

o

Guided Phonics + Beyond Unit 1

Tara West – Little Minds at Work



p


d

k

n

Guided Phonics + Beyond Unit 1

Tara West – Little Minds at Work



g


l

a

p

Guided Phonics + Beyond Unit 1

Tara West – Little Minds at Work



m


c

p

j

Guided Phonics + Beyond Unit 1

Tara West – Little Minds at Work



g

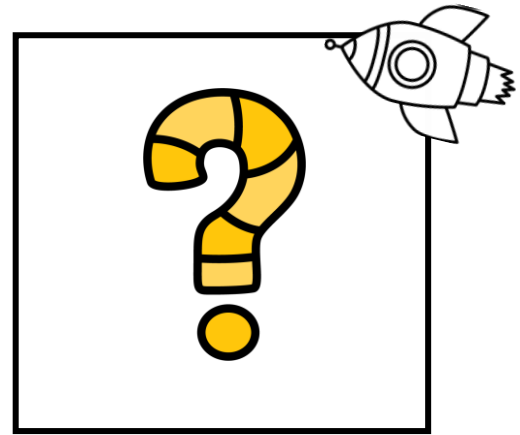
q

k

m

Guided Phonics + Beyond Unit 1

Tara West – Little Minds at Work



q

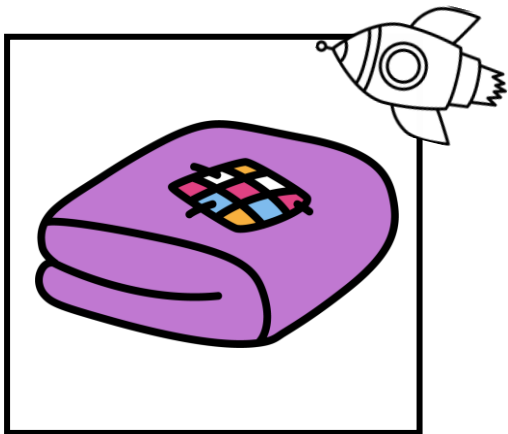
f

p

i

Guided Phonics + Beyond Unit 1

Tara West – Little Minds at Work



h


n

d

q

Guided Phonics + Beyond Unit 1

Tara West – Little Minds at Work



o


j

q


l

Guided Phonics + Beyond Unit 1


Tara West – Little Minds at Work




d q n r




b r g p



f i r m



r h c j



h


g

s

o

Guided Phonics + Beyond Unit 1

Tara West – Little Minds at Work



s


c

k

q

Guided Phonics + Beyond Unit 1

Tara West – Little Minds at Work



n


s

a

j

Guided Phonics + Beyond Unit 1

Tara West – Little Minds at Work



m


r

e


s

Guided Phonics + Beyond Unit 1


Tara West – Little Minds at Work




m s g t




t i l r




f p t j




h t a k




o s u g




e r k u



u f a q



i u l t



n


i

j

v

Guided Phonics + Beyond Unit 1

Tara West – Little Minds at Work



m

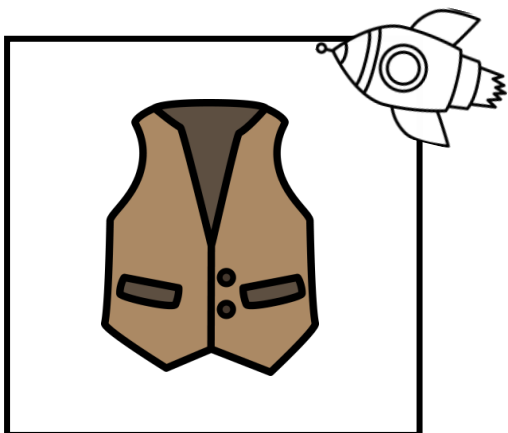
v

a

u

Guided Phonics + Beyond Unit 1

Tara West – Little Minds at Work



o


t

v

k

Guided Phonics + Beyond Unit 1

Tara West – Little Minds at Work



v

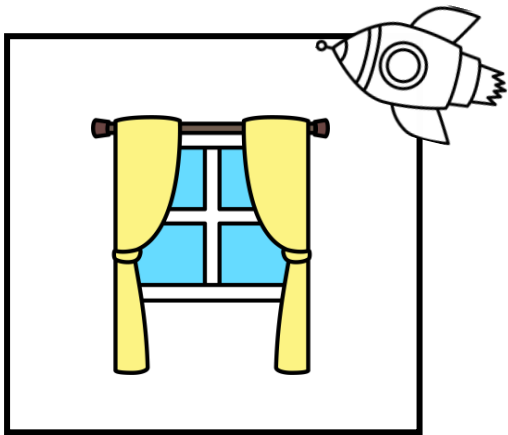
e

h

p

Guided Phonics + Beyond Unit 1

Tara West – Little Minds at Work



j


w

q

v

Guided Phonics + Beyond Unit 1

Tara West – Little Minds at Work



t

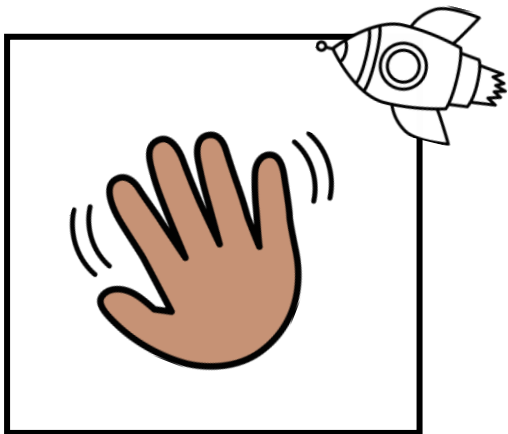
k

w

c

Guided Phonics + Beyond Unit 1

Tara West – Little Minds at Work



l


s

b

w

Guided Phonics + Beyond Unit 1

Tara West – Little Minds at Work



w


m

p

u

Guided Phonics + Beyond Unit 1


Tara West – Little Minds at Work



q l x e

Guided Phonics + Beyond Unit 1

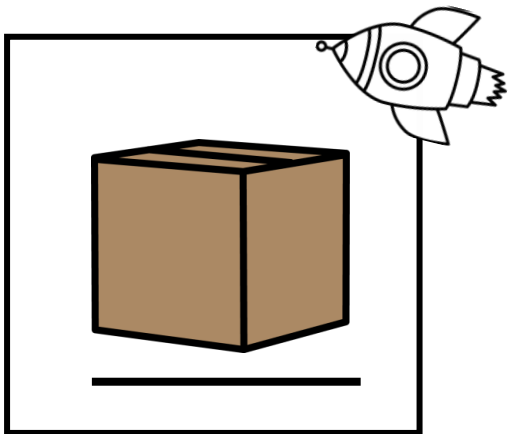
Tara West – Little Minds at Work



p k u x

Guided Phonics + Beyond Unit 1

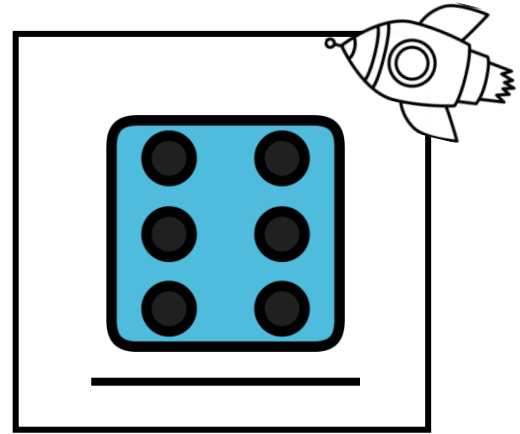
Tara West – Little Minds at Work



x r s i

Guided Phonics + Beyond Unit 1


Tara West – Little Minds at Work



j x f v

Guided Phonics + Beyond Unit 1


Tara West – Little Minds at Work



i	w	y	s
---	---	---	---

Guided Phonics + Beyond Unit 1

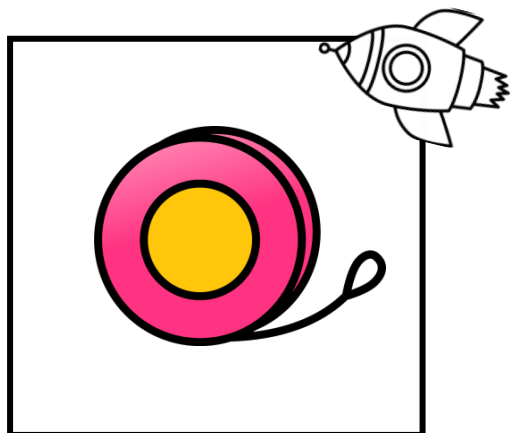
Tara West – Little Minds at Work



f	y	q	x
---	---	---	---

Guided Phonics + Beyond Unit 1


Tara West – Little Minds at Work



c	t	n	y
---	---	---	---

Guided Phonics + Beyond Unit 1


Tara West – Little Minds at Work



y	p	o	h
---	---	---	---

Guided Phonics + Beyond Unit 1

Tara West – Little Minds at Work



g


u

k

z

Guided Phonics + Beyond Unit 1

Tara West – Little Minds at Work



z

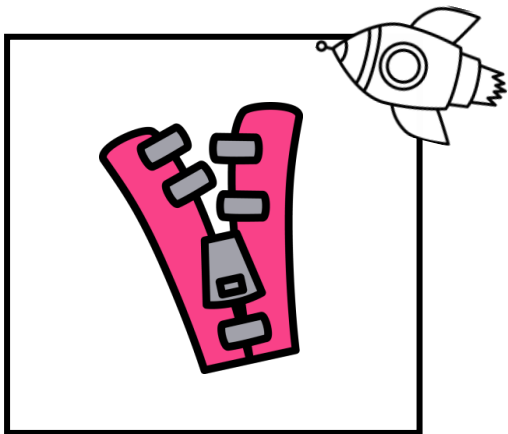
t

w

m

Guided Phonics + Beyond Unit 1

Tara West – Little Minds at Work



r

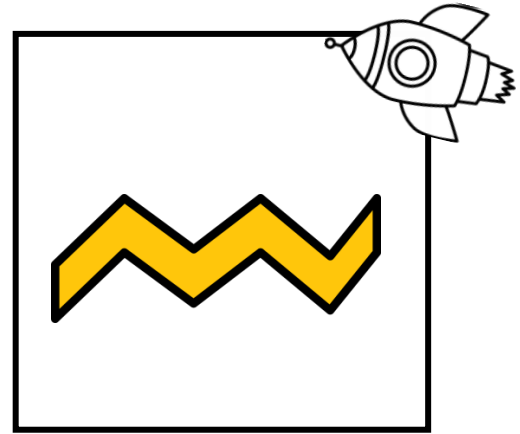
j

z

o

Guided Phonics + Beyond Unit 1

Tara West – Little Minds at Work



v

z

n

s

Guided Phonics + Beyond Unit 1

Tara West – Little Minds at Work

Name:



State each letter name (or) sound.

a ↑	b ↑	a ↑	b ↑
a ↑	a ↑	b ↑	b ↑
b ↑	b ↑	a ↑	a ↑
a ↑	b ↑	b ↑	a ↑

Name: _____

State each letter name (or) sound.



Letter Fluency Sheets

b ↑	b ↑	b ↑	c ↑
b ↑	b ↑	c ↑	c ↑
c ↑	c ↑	b ↑	b ↑
b ↑	c ↑	b ↑	c ↑

Name:

State each letter name (or) sound.



Letter Fluency Sheets

c ↑	d ↑	c ↑	d ↑
d ↑	d ↑	d ↑	c ↑
d ↑	c ↑	c ↑	d ↑
c ↑	d ↑	d ↑	c ↑

Name:



State each letter name (or) sound.

d ↑	e ↑	d ↑	e ↑
e ↑	d ↑	d ↑	d ↑
e ↑	e ↑	e ↑	d ↑
d ↑	d ↑	e ↑	e ↑

Name: _____

State each letter name (or) sound.



Letter Fluency Sheets

e ↑	e ↑	e ↑	f ↑
f ↑	f ↑	e ↑	e ↑
f ↑	e ↑	f ↑	f ↑
e ↑	f ↑	f ↑	e ↑

Name: _____

State each letter name (or) sound.



Letter Fluency Sheets

f ↑	g ↑	f ↑	g ↑
g ↑	f ↑	g ↑	f ↑
f ↑	g ↑	f ↑	g ↑
g ↑	f ↑	g ↑	f ↑

Name: _____

State each letter name (or) sound.



Letter Fluency Sheets

g ↑	g ↑	h ↑	h ↑
h ↑	h ↑	h ↑	g ↑
h ↑	g ↑	g ↑	h ↑
g ↑	h ↑	g ↑	h ↑

Name:



State each letter name (or) sound.

i ↑	i ↑	h ↑	h ↑
h ↑	h ↑	i ↑	i ↑
h ↑	i ↑	h ↑	h ↑
i ↑	h ↑	i ↑	i ↑

Name: _____

State each letter name (or) sound.



Letter Fluency Sheets


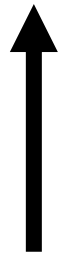

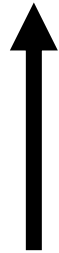

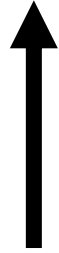


























j ↑	i ↑	j ↑	i ↑
i ↑	j ↑	j ↑	i ↑
i ↑	i ↑	i ↑	j ↑
j ↑	j ↑	i ↑	j ↑

Name: _____

State each letter name (or) sound.



Letter Fluency Sheets


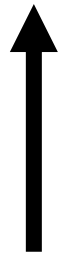

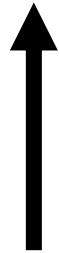

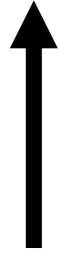


























 	 	 	 
 	 	 	 
 	 	 	 
 	 	 	 

Name: _____

State each letter name (or) sound.



Letter Fluency Sheets

Name: _____

State each letter name (or) sound.



Letter Fluency Sheets

l	l	l	l
m	m	m	m
m	l	m	m
m	m	m	l

Name:

State each letter name (or) sound.



n ↑	m ↑	n ↑	n ↑
m ↑	m ↑	m ↑	n ↑
m ↑	n ↑	n ↑	m ↑
n ↑	n ↑	m ↑	m ↑

Name:

State each letter name (or) sound.



Letter Fluency Sheets

n ↑	n ↑	o ↑	o ↑
o ↑	n ↑	n ↑	o ↑
o ↑	o ↑	n ↑	n ↑
n ↑	o ↑	o ↑	n ↑

Name:

State each letter name (or) sound.



Letter Fluency Sheets

o ↑	p ↑	o ↑	o ↑	p ↑
o ↑	p ↑	o ↑	o ↑	p ↑
o ↑	p ↑	o ↑	o ↑	p ↑
o ↑	p ↑	o ↑	o ↑	p ↑

Name: _____

State each letter name (or) sound.



Letter Fluency Sheets

p ↑	q ↑	q ↑	p ↑
q ↑	p ↑	q ↑	q ↑
p ↑	q ↑	p ↑	q ↑
q ↑	p ↑	q ↑	p ↑

Name:

State each letter name (or) sound.



Letter Fluency Sheets

q ↑	r ↑	q ↑	r ↑
q ↑	r ↑	q ↑	q ↑
q ↑	r ↑	q ↑	r ↑
q ↑	r ↑	r ↑	q ↑

Name:



State each letter name (or) sound.

r ↑	s ↑	s ↑	s ↑	r ↑
s ↑	s ↑	r ↑	s ↑	r ↑
r ↑	r ↑	s ↑	r ↑	r ↑
s ↑	s ↑	r ↑	r ↑	r ↑

Name: _____

State each letter name (or) sound.



























s ↑	s ↑	t ↑	t ↑
s ↑	t ↑	t ↑	s ↑
t ↑	s ↑	s ↑	t ↑
s ↑	t ↑	s ↑	t ↑

Name: _____

State each letter name (or) sound.



Letter Fluency Sheets

Name:

State each letter name (or) sound.



Letter Fluency Sheets

u ↑	v ↑	u ↑	u ↑
u ↑	u ↑	u ↑	v ↑
v ↑	v ↑	v ↑	v ↑
v ↑	v ↑	u ↑	v ↑

Name: _____

State each letter name (or) sound.



Letter Fluency Sheets

W ↑	W ↑	V ↑	V ↑
V ↑	V ↑	W ↑	W ↑
V ↑	W ↑	V ↑	W ↑
W ↑	V ↑	V ↑	W ↑

Name: _____



Letter Fluency Sheets

State each letter name (or) sound.

W ↑	X ↑	W ↑	X ↑
X ↑	W ↑	X ↑	W ↑
X ↑	X ↑	W ↑	W ↑
W ↑	X ↑	W ↑	X ↑

Name: _____

State each letter name (or) sound.



Letter Fluency Sheets

x ↑	y ↑	x ↑	y ↑
x ↑	x ↑	y ↑	x ↑
y ↑	y ↑	y ↑	y ↑
y ↑	x ↑	x ↑	y ↑

Name: _____

State each letter name (or) sound.



Letter Fluency Sheets

y ↑	z ↑	z ↑	y ↑
z ↑	y ↑	z ↑	y ↑
z ↑	z ↑	y ↑	z ↑
y ↑	y ↑	y ↑	y ↑

Name: _____

State each letter name (or) sound.



Letter Fluency Sheets

d ↑	b ↑	b ↑	d ↑
b ↑	d ↑	d ↑	b ↑
b ↑	b ↑	b ↑	d ↑
d ↑	b ↑	d ↑	d ↑

Name: _____

State each letter name (or) sound.



Letter Fluency Sheets

a ↑	a ↑	m ↑	m ↑
m ↑	a ↑	a ↑	a ↑
m ↑	m ↑	m ↑	a ↑
a ↑	m ↑	a ↑	m ↑

Name:



State each letter name (or) sound.

a ↑	m ↑	s ↑	d ↑
d ↑	s ↑	m ↑	s ↑
s ↑	d ↑	s ↑	m ↑
m ↑	m ↑	d ↑	a ↑

Name: _____

State each letter name (or) sound.



Letter Fluency Sheets

t ↑	p ↑	t ↑	t ↑
p ↑	t ↑	t ↑	t ↑
p ↑	t ↑	p ↑	p ↑
t ↑	p ↑	p ↑	t ↑

Name: _____

State each letter name (or) sound.



Letter Fluency Sheets

d ↑	d ↑	f ↑	f ↑
f ↑	f ↑	f ↑	d ↑
f ↑	d ↑	d ↑	f ↑
d ↑	f ↑	d ↑	f ↑

Name:

State each letter name (or) sound.



Letter Fluency Sheets

































i ↑	n ↑	i ↑	n ↑
n ↑	i ↑	n ↑	i ↑
n ↑	n ↑	n ↑	i ↑
i ↑	i ↑	i ↑	n ↑

Name:

State each letter name (or) sound.



Letter Fluency Sheets

Name: _____

State each letter name (or) sound.



Letter Fluency Sheets

k ↑	k ↑	u ↑	u ↑
u ↑	u ↑	u ↑	k ↑
u ↑	k ↑	k ↑	k ↑
k ↑	u ↑	k ↑	k ↑

Name: _____

State each letter name (or) sound.



Letter Fluency Sheets

ck ↑	b ↑	b ↑	ck ↑
b ↑	ck ↑	b ↑	b ↑
b ↑	b ↑	ck ↑	ck ↑
ck ↑	b ↑	ck ↑	b ↑

Name: _____

State each letter name (or) sound.



Letter Fluency Sheets

g ↑	e ↑	g ↑	e ↑
e ↑	g ↑	e ↑	g ↑
e ↑	e ↑	e ↑	e ↑
g ↑	g ↑	g ↑	g ↑

Name:



State each letter name (or) sound.

h ↑	s ↑	s ↑	h ↑
h ↑	h ↑	h ↑	h ↑
s ↑	s ↑	s ↑	s ↑
s ↑	h ↑	h ↑	s ↑

Name: _____

State each letter name (or) sound.



Letter Fluency Sheets

r ↑	l ↑	r ↑	r ↑
l ↑	l ↑	l ↑	r ↑
l ↑	r ↑	r ↑	l ↑
r ↑	r ↑	l ↑	l ↑

Name: _____

State each letter name (or) sound.



Letter Fluency Sheets

w ↑	j ↑	w ↑	j ↑
j ↑	w ↑	j ↑	w ↑
w ↑	j ↑	w ↑	j ↑
j ↑	w ↑	j ↑	w ↑

Name: _____

State each letter name (or) sound.



Letter Fluency Sheets

y ↑	x ↑	y ↑	y ↑
x ↑	y ↑	y ↑	x ↑
x ↑	x ↑	x ↑	y ↑
y ↑	y ↑	x ↑	x ↑

Name: _____

State each letter name (or) sound.



Letter Fluency Sheets

qu ↑	qu ↑	qu ↑	v ↑
v ↑	qu ↑	v ↑	v ↑
v ↑	v ↑	qu ↑	qu ↑
qu ↑	v ↑	qu ↑	v ↑

Name:



State each letter name (or) sound.

V ↑	Z ↑	Z ↑	V ↑
V ↑	Z ↑	V ↑	Z ↑
Z ↑	V ↑	Z ↑	Z ↑
V ↑	Z ↑	V ↑	V ↑

Name:



State each letter name (or) sound.

A ↑	A ↑	B ↑	B ↑
B ↑	A ↑	B ↑	B ↑
B ↑	A ↑	B ↑	A ↑
A ↑	A ↑	A ↑	B ↑

Name:

State each letter name (or) sound.



B ↑	C ↑	B ↑	C ↑
C ↑	B ↑	C ↑	B ↑
B ↑	C ↑	B ↑	C ↑
C ↑	B ↑	C ↑	B ↑

Name: _____

State each letter name (or) sound.



Letter Fluency Sheets

C ↑	C ↑	D ↑	C ↑
D ↑	D ↑	C ↑	D ↑
D ↑	C ↑	D ↑	C ↑
C ↑	C ↑	D ↑	D ↑

Name:

State each letter name (or) sound.



D ↑	E ↑	E ↑	D ↑
E ↑	E ↑	D ↑	E ↑
E ↑	D ↑	E ↑	D ↑
D ↑	D ↑	E ↑	E ↑

Name: _____

State each letter name (or) sound.



Letter Fluency Sheets


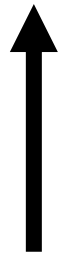

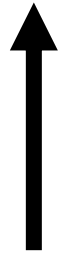

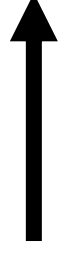


























F ↑	E ↑	F ↑	E ↑
E ↑	F ↑	E ↑	F ↑
E ↑	E ↑	F ↑	F ↑
F ↑	E ↑	F ↑	E ↑

Name: _____

State each letter name (or) sound.



Letter Fluency Sheets

Name:

State each letter name (or) sound.



H ↑	G ↑	H ↑	G ↑
G ↑	H ↑	H ↑	G ↑
G ↑	G ↑	G ↑	H ↑
H ↑	H ↑	H ↑	G ↑

Name: _____

State each letter name (or) sound.



Letter Fluency Sheets

I ↑	H ↑	H ↑	I ↑
H ↑	I ↑	I ↑	I ↑
I ↑	H ↑	H ↑	I ↑
I ↑	H ↑	I ↑	H ↑

Name: _____

State each letter name (or) sound.



Letter Fluency Sheets

I ↑	J ↑	I ↑	J ↑
J ↑	I ↑	J ↑	I ↑
J ↑	J ↑	I ↑	I ↑
I ↑	J ↑	I ↑	J ↑

Name: _____

State each letter name (or) sound.



Letter Fluency Sheets

J ↑	J ↑	K ↑	J ↑
K ↑	K ↑	J ↑	K ↑
K ↑	J ↑	K ↑	J ↑
J ↑	K ↑	K ↑	J ↑

Name: _____

State each letter name (or) sound.



Letter Fluency Sheets

K ↑	L ↑	K ↑	L ↑
L ↑	K ↑	L ↑	K ↑
L ↑	L ↑	K ↑	L ↑
K ↑	L ↑	L ↑	K ↑

Name:

State each letter name (or) sound.



Letter Fluency Sheets

M ↑	L ↑	M ↑	L ↑
M ↑	M ↑	M ↑	L ↑
L ↑	L ↑	M ↑	M ↑
L ↑	M ↑	L ↑	L ↑

Name: _____



State each letter name (or) sound.

M ↑	N ↑	M ↑	N ↑
N ↑	M ↑	M ↑	N ↑
N ↑	M ↑	N ↑	N ↑
M ↑	N ↑	N ↑	M ↑

Name:

State each letter name (or) sound.



Letter Fluency Sheets

N ↑	O ↑	Z ↑	Z ↑
O ↑	O ↑	Z ↑	O ↑
Z ↑	Z ↑	Z ↑	Z ↑
O ↑	O ↑	O ↑	O ↑

Name:



State each letter name (or) sound.

O ↑	P ↑	P ↑	P ↑
P ↑	O ↑	P ↑	O ↑
P ↑	O ↑	O ↑	P ↑
O ↑	P ↑	O ↑	P ↑

Name:

State each letter name (or) sound.



Letter Fluency Sheets

P ↑	Q ↑	Q ↑	P ↑
P ↑	P ↑	Q ↑	P ↑
P ↑	Q ↑	P ↑	P ↑
Q ↑	P ↑	P ↑	Q ↑

Name: _____

State each letter name (or) sound.



Letter Fluency Sheets

R ↑	Q ↑	R ↑	Q ↑
Q ↑	R ↑	Q ↑	R ↑
Q ↑	Q ↑	R ↑	Q ↑
R ↑	R ↑	Q ↑	Q ↑

Name:



State each letter name (or) sound.

S ↑	R ↑	R ↑	S ↑
R ↑	S ↑	S ↑	R ↑
S ↑	R ↑	R ↑	S ↑
R ↑	S ↑	S ↑	R ↑

Name:

State each letter name (or) sound.



Letter Fluency Sheets

S ↑	T ↑	S ↑	T ↑
T ↑	S ↑	T ↑	S ↑
S ↑	T ↑	S ↑	T ↑
T ↑	S ↑	T ↑	S ↑

Name:

State each letter name (or) sound.



Letter Fluency Sheets

T ↑	U ↑	U ↑	U ↑
U ↑	U ↑	T ↑	T ↑
U ↑	T ↑	U ↑	T ↑
T ↑	T ↑	U ↑	U ↑

Name: _____

State each letter name (or) sound.



Letter Fluency Sheets

U ↑	U ↑	U ↑	V ↑
V ↑	U ↑	U ↑	V ↑
U ↑	V ↑	U ↑	U ↑
U ↑	V ↑	V ↑	U ↑

Name: _____

State each letter name (or) sound.



Letter Fluency Sheets

V ↑	V ↑	W ↑	W ↑
W ↑	V ↑	V ↑	V ↑
W ↑	W ↑	W ↑	V ↑
V ↑	V ↑	W ↑	W ↑

Name: _____

State each letter name (or) sound.



Letter Fluency Sheets

W ↑	X ↑	X ↑	W ↑
W ↑	X ↑	W ↑	X ↑
X ↑	W ↑	X ↑	W ↑
W ↑	X ↑	W ↑	X ↑

Name:

State each letter name (or) sound.



Letter Fluency Sheets

X ↑	Y ↑	X ↑	Y ↑
Y ↑	X ↑	Y ↑	X ↑
X ↑	Y ↑	X ↑	Y ↑
Y ↑	X ↑	Y ↑	X ↑

Name: _____

State each letter name (or) sound.



Letter Fluency Sheets

Y ↑	Y ↑	Y ↑	Y ↑
Z ↑	Z ↑	Z ↑	Y ↑
Y ↑	Y ↑	Z ↑	Z ↑
Y ↑	Z ↑	Y ↑	Z ↑

Name:



State each letter name (or) sound.

A ↑	B ↑	B ↑	b ↑
B ↑	a ↑	a ↑	B ↑
A ↑	A ↑	A ↑	a ↑
b ↑	b ↑	b ↑	b ↑

Name:

State each letter name (or) sound.



Letter Fluency Sheets

b ↑	C ↑	C ↑	B ↑
C ↑	C ↑	C ↑	C ↑
C ↑	B ↑	C ↑	b ↑
B ↑	b ↑	b ↑	B ↑

Name:

State each letter name (or) sound.



Letter Fluency Sheets

C ↑	c ↑	d ↑	c ↑
D ↑	D ↑	C ↑	D ↑
d ↑	c ↑	d ↑	c ↑
C ↑	c ↑	D ↑	d ↑

Name: _____



State each letter name (or) sound.

d ↑	D ↑	e ↑	E ↑
d ↑	D ↑	e ↑	E ↑
d ↑	D ↑	e ↑	E ↑
d ↑	D ↑	e ↑	E ↑

Name: _____

State each letter name (or) sound.



Letter Fluency Sheets

f ↑	E ↑	f ↑	e ↑
F ↑	e ↑	F ↑	F ↑
E ↑	f ↑	E ↑	F ↑
F ↑	F ↑	f ↑	E ↑

Name:

State each letter name (or) sound.



Letter Fluency Sheets

g ↑	G ↑	f ↑	F ↑
g ↑	G ↑	f ↑	F ↑
f ↑	f ↑	G ↑	G ↑
f ↑	f ↑	f ↑	F ↑

Name: _____

State each letter name (or) sound.



Letter Fluency Sheets

h ↑	G ↑	H ↑	g ↑
g ↑	h ↑	G ↑	H ↑
G ↑	g ↑	h ↑	G ↑
H ↑	H ↑	h ↑	h ↑

Name: _____

State each letter name (or) sound.



Letter Fluency Sheets

i ↑	h ↑	H ↑	i ↑
H ↑	i ↑	I ↑	I ↑
I ↑	H ↑	h ↑	i ↑
i ↑	h ↑	I ↑	H ↑

Name: _____

State each letter name (or) sound.



Letter Fluency Sheets

i ↑	J ↑	I ↑	j ↑
J ↑	i ↑	·- ↑	·J ↑
·- ↑	·J ↑	J ↑	I ↑
I ↑	J ↑	I ↑	j ↑

Name: _____

State each letter name (or) sound.



Letter Fluency Sheets


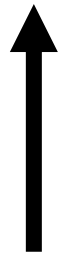

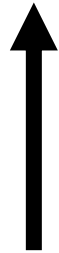

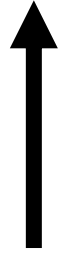


























j ↑	K ↑	j ↑	J ↑
j ↑	K ↑	j ↑	J ↑
K ↑	J ↑	K ↑	j ↑
K ↑	J ↑	K ↑	J ↑

Name: _____

State each letter name (or) sound.



Letter Fluency Sheets

Name: _____

State each letter name (or) sound.



Letter Fluency Sheets

M ↑	L ↑	m ↑	I ↑
L ↑	I ↑	M ↑	m ↑
M ↑	m ↑	M ↑	L ↑
I ↑	m ↑	m ↑	I ↑

Name: _____

State each letter name (or) sound.



Letter Fluency Sheets

m ↑	n ↑	N ↑	n ↑
M ↑	m ↑	M ↑	M ↑
n ↑	N ↑	n ↑	N ↑
N ↑	n ↑	N ↑	n ↑

Name:

State each letter name (or) sound.



Letter Fluency Sheets

N ↑	O ↑	n ↑	z ↑
O ↑	o ↑	N ↑	o ↑
O ↑	O ↑	n ↑	z ↑
o ↑	o ↑	N ↑	z ↑

Name:

State each letter name (or) sound.



Letter Fluency Sheets

O ↑	p ↑	p ↑	P ↑
P ↑	O ↑	P ↑	O ↑
p ↑	O ↑	O ↑	p ↑
O ↑	P ↑	O ↑	P ↑

Name:

State each letter name (or) sound.



p ↑	q ↑	Q ↑	P ↑
q ↑	q ↑	p ↑	Q ↑
Q ↑	p ↑	Q ↑	P ↑
P ↑	q ↑	p ↑	Q ↑

Name: _____

State each letter name (or) sound.



Letter Fluency Sheets

R ↑	q ↑	Q ↑	r ↑
q ↑	Q ↑	R ↑	q ↑
r ↑	R ↑	q ↑	q ↑
Q ↑	r ↑	r ↑	Q ↑

Name:



State each letter name (or) sound.

S ↑	r ↑	S ↑	S ↑
S ↑	S ↑	r ↑	R ↑
R ↑	r ↑	S ↑	S ↑
R ↑	S ↑	S ↑	S ↑

Name: _____

State each letter name (or) sound.



Letter Fluency Sheets


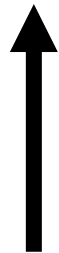

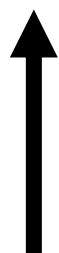

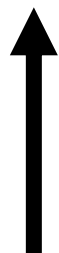


























s ↑	t ↑	s ↑	t ↑
T ↑	S ↑	T ↑	S ↑
s ↑	t ↑	S ↑	T ↑
T ↑	s ↑	t ↑	S ↑

Name: _____

State each letter name (or) sound.



Letter Fluency Sheets

Name:

State each letter name (or) sound.



Letter Fluency Sheets

u ↑	u ↑	u ↑	v ↑
v ↑	u ↑	u ↑	v ↑
u ↑	v ↑	u ↑	u ↑
u ↑	v ↑	v ↑	u ↑

Name: _____

State each letter name (or) sound.



Letter Fluency Sheets

v ↑	W ↑	v ↑	W ↑
V ↑	W ↑	v ↑	W ↑
V ↑	v ↑	W ↑	V ↑
W ↑	V ↑	V ↑	V ↑

Name:

State each letter name (or) sound.



Letter Fluency Sheets

w ↑	x ↑	w ↑	x ↑
x ↑	w ↑	w ↑	x ↑
w ↑	x ↑	x ↑	w ↑
x ↑	w ↑	w ↑	x ↑

Name: _____

State each letter name (or) sound.



Letter Fluency Sheets

X ↑	Y ↑	X ↑	Y ↑
X ↑	X ↑	Y ↑	X ↑
Y ↑	X ↑	Y ↑	Y ↑
Y ↑	Y ↑	X ↑	Y ↑
X ↑	Y ↑	X ↑	Y ↑

Name: _____

State each letter name (or) sound.

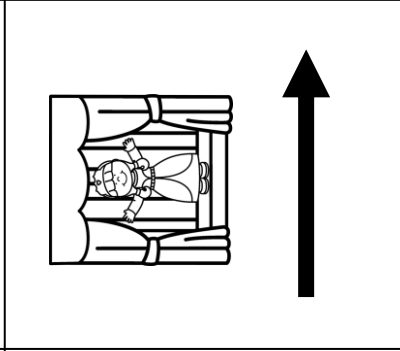
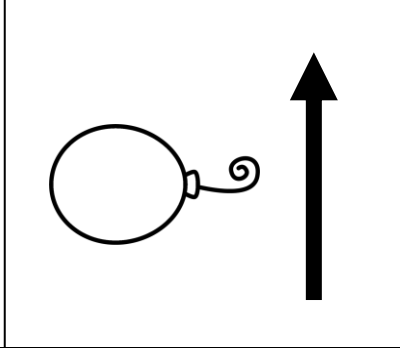
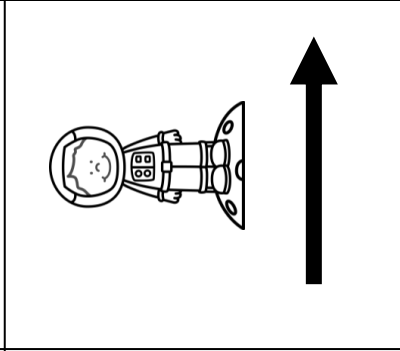
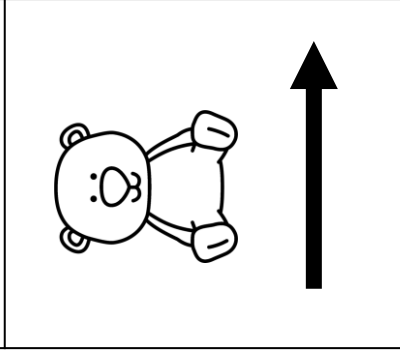

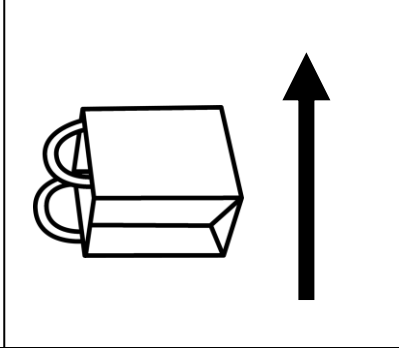
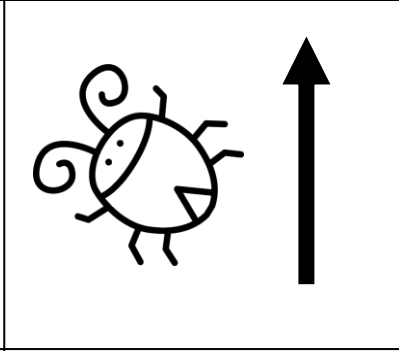
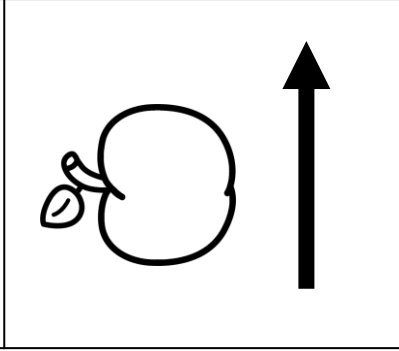
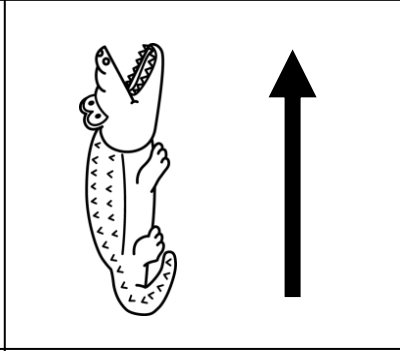
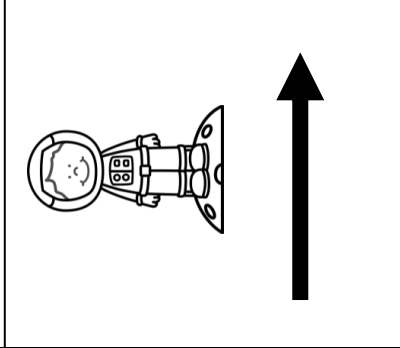
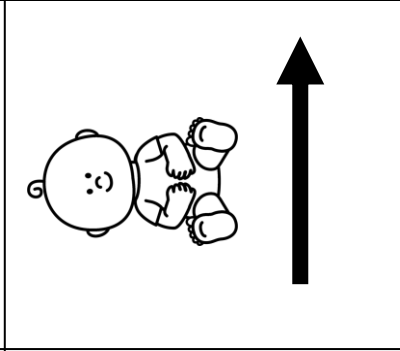
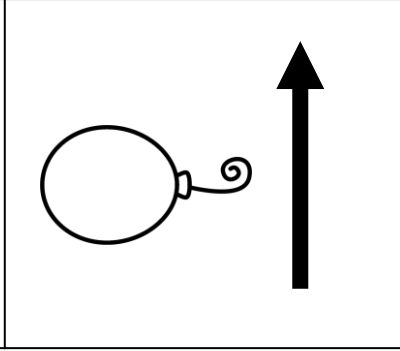
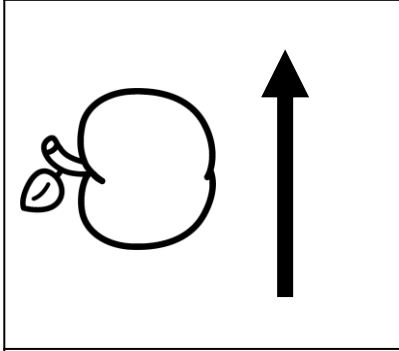
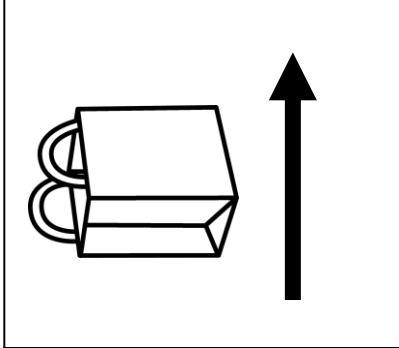
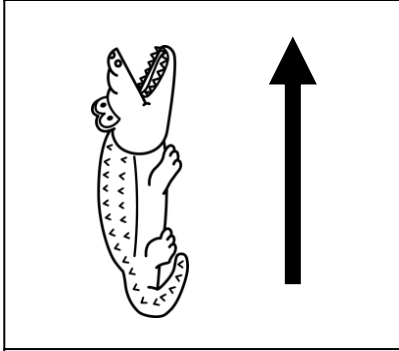



Letter Fluency Sheets

y ↑	Y ↑	z ↑	Z ↑
Y ↑	y ↑	Z ↑	z ↑
Y ↑	Y ↑	Z ↑	Z ↑
Y ↑	Y ↑	z ↑	y ↑

Name: _____




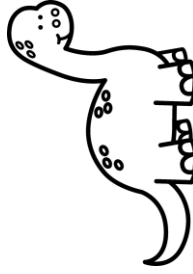



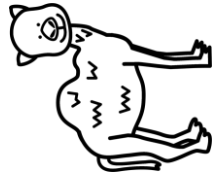

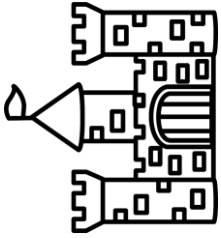


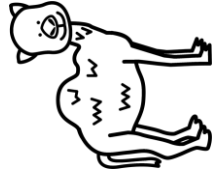
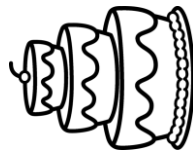


State each sound icon name (or) sound.



Name: _____

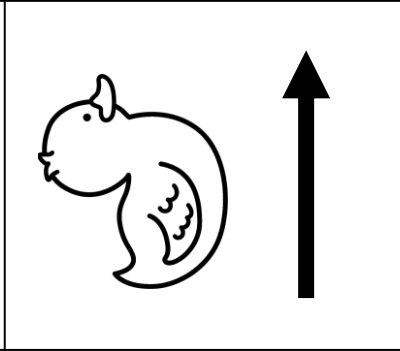
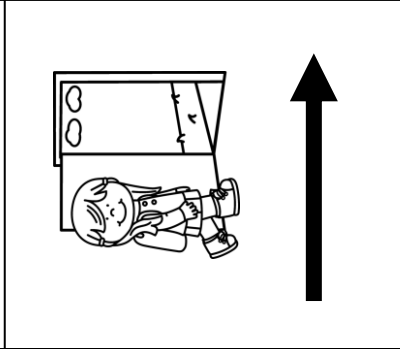
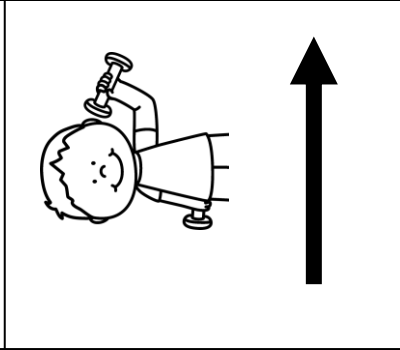
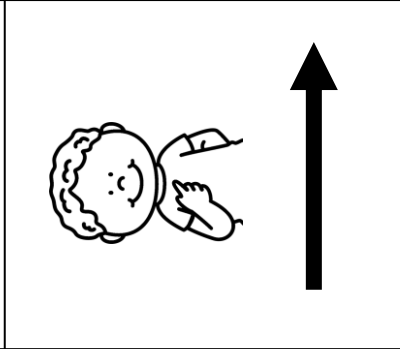
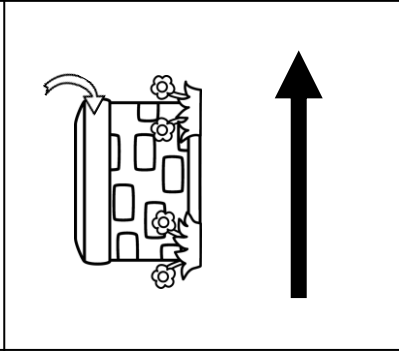
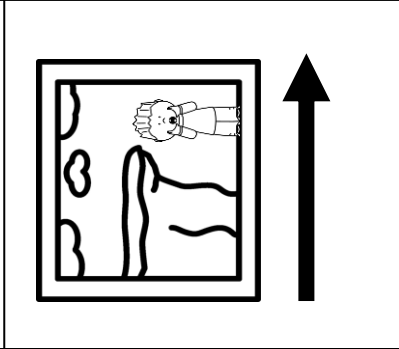
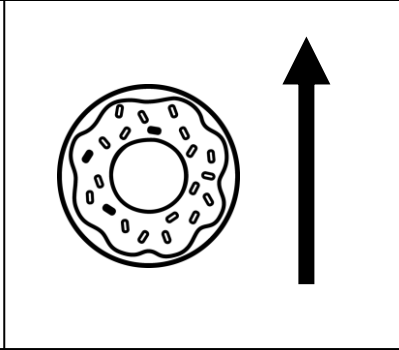
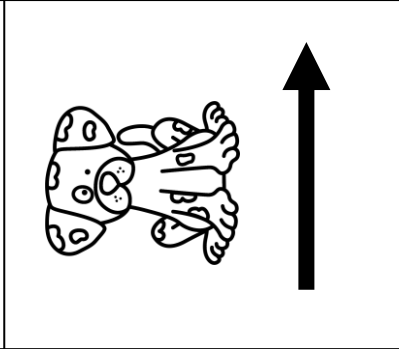
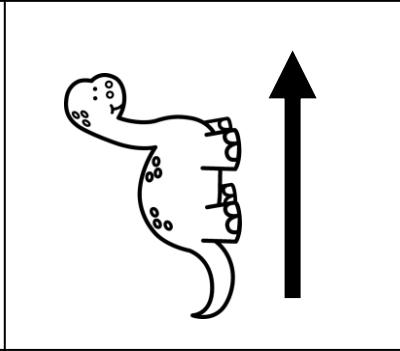
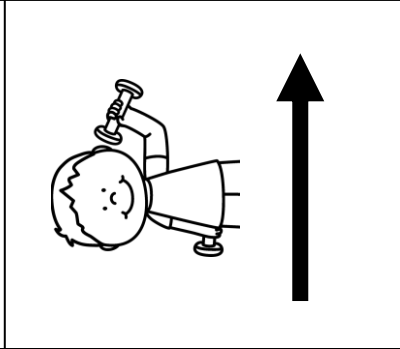

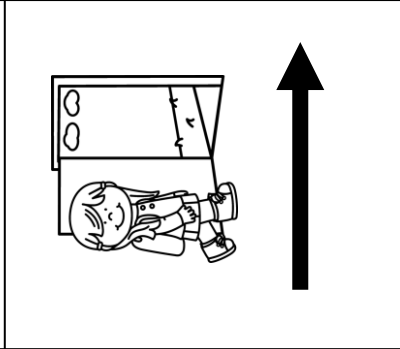
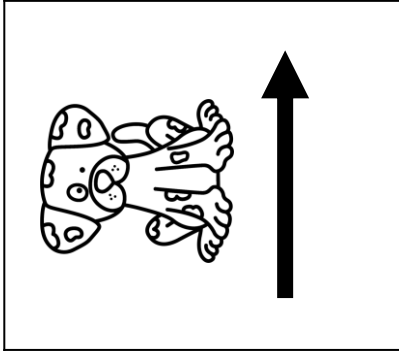

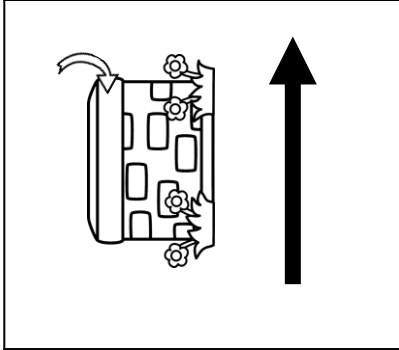
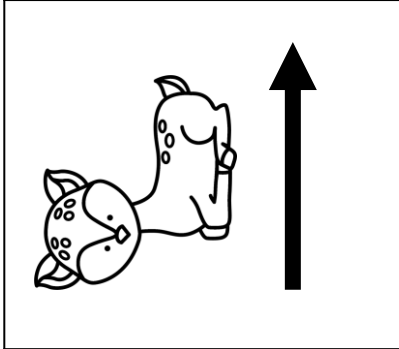
State each sound icon name (or) sound.



 ↑	 ↑	 ↑	 ↑
 ↑	 ↑	 ↑	 ↑
 ↑	 ↑	 ↑	 ↑
 ↑	 ↑	 ↑	 ↑




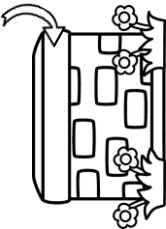


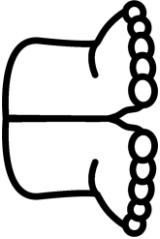




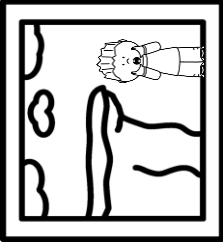

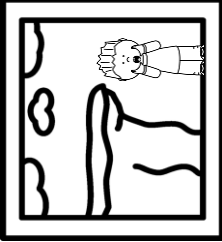


Name: _____

State each sound icon name (or) sound.



Name: _____

State each sound icon name (or) sound.



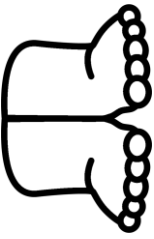

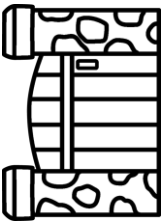











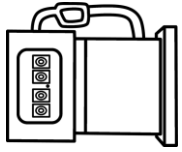



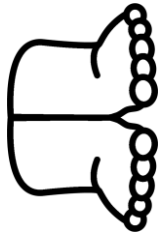











 ↑	 ↑	 ↑	 ↑
 ↑	 ↑	 ↑	 ↑
 ↑	 ↑	 ↑	 ↑
 ↑	 ↑	 ↑	 ↑



Name: _____

State each sound icon name (or) sound.







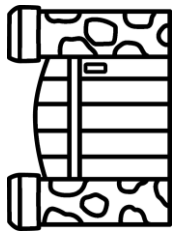









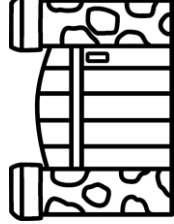







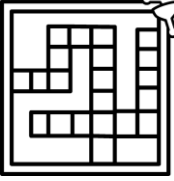









Name: _____

State each sound icon name (or) sound.































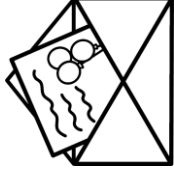



Name: _____

State each sound icon name (or) sound.


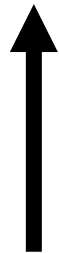

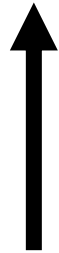

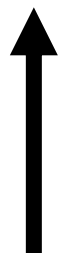
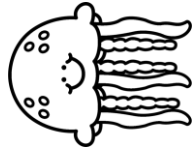



























Name: _____

State each sound icon name (or) sound.













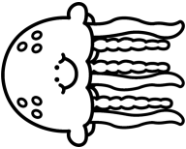





















Name: _____


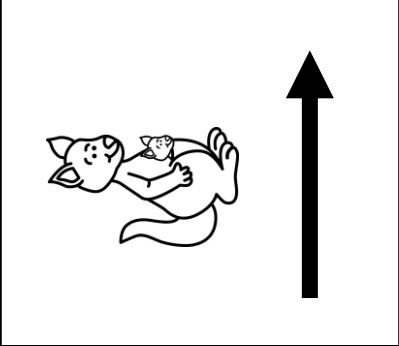
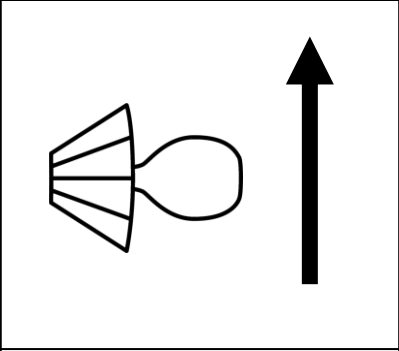
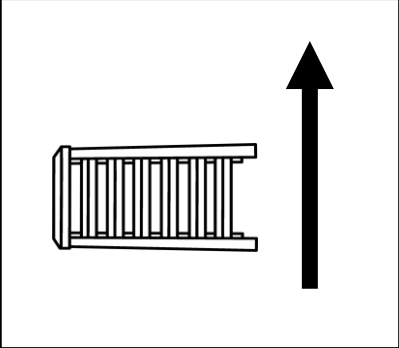

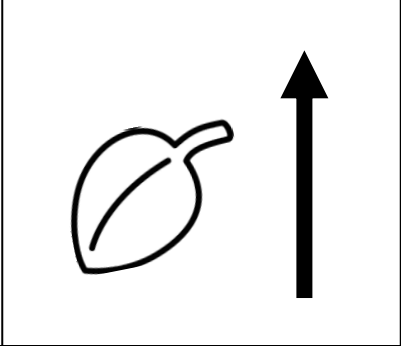
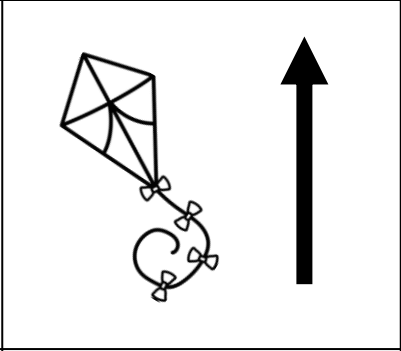

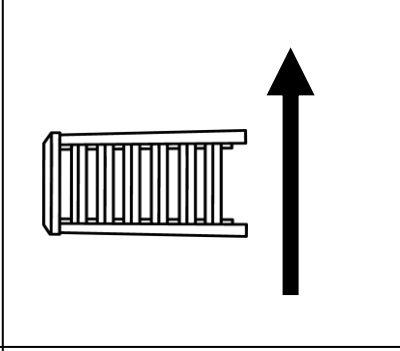
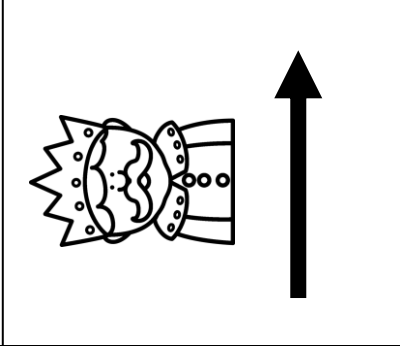
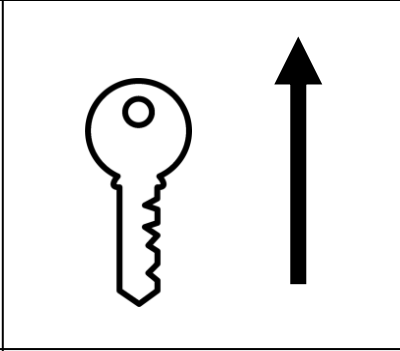
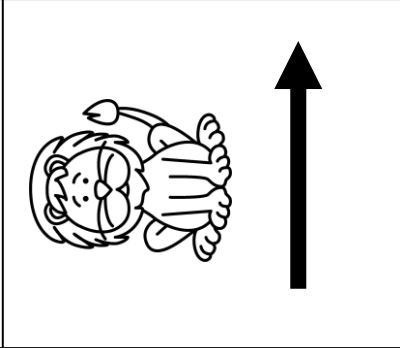
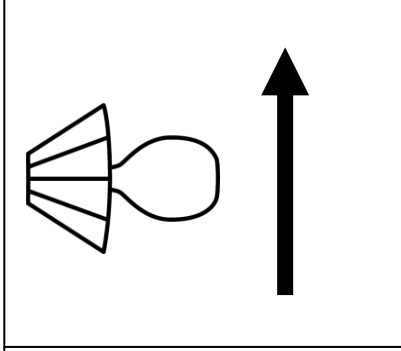

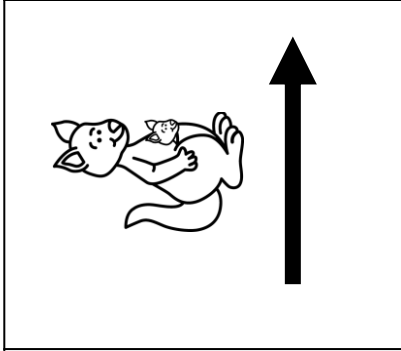
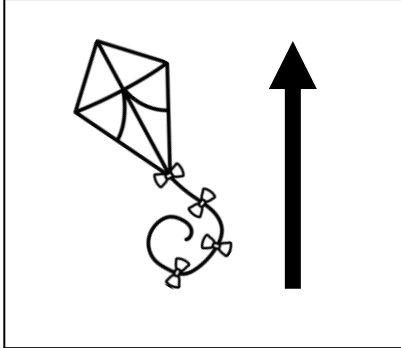
State each sound icon name (or) sound.



Name: _____


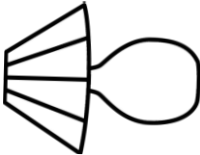













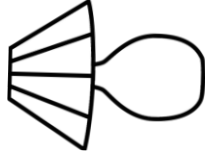
State each sound icon name (or) sound.



Name: _____

State each sound icon name (or) sound.



















 ↑	 ↑	 ↑	 ↑
 ↑	 ↑	 ↑	 ↑
 ↑	 ↑	 ↑	 ↑
 ↑	 ↑	 ↑	 ↑

Name: _____

State each sound icon name (or) sound.



















 ↑	 ↑	 ↑	 ↑
 ↑	 ↑	 ↑	 ↑
 ↑	 ↑	 ↑	 ↑
 ↑	 ↑	 ↑	 ↑

Name: _____

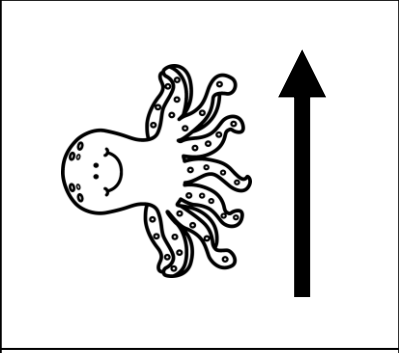

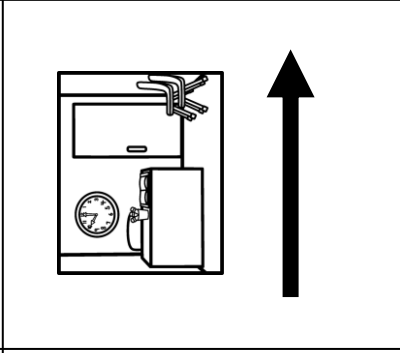
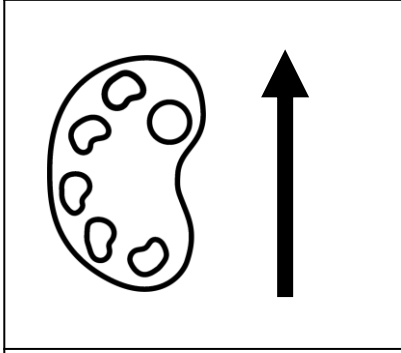
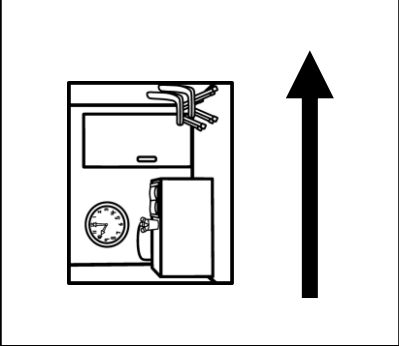
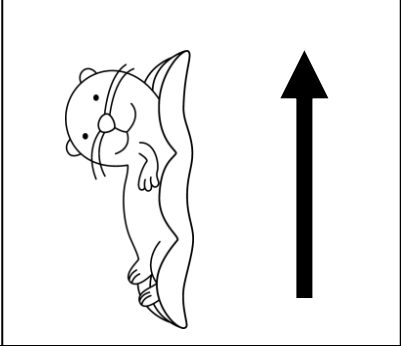
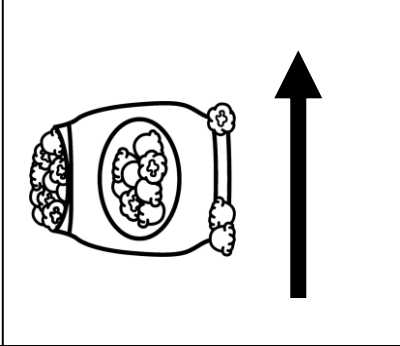
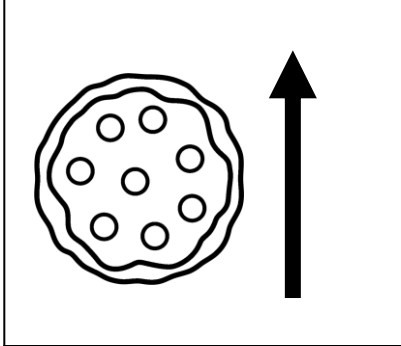
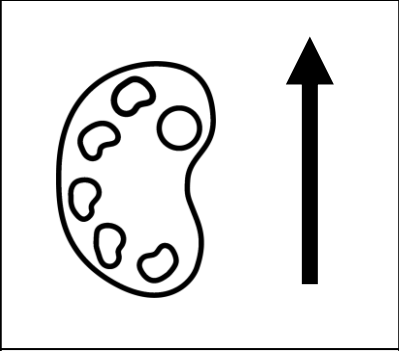
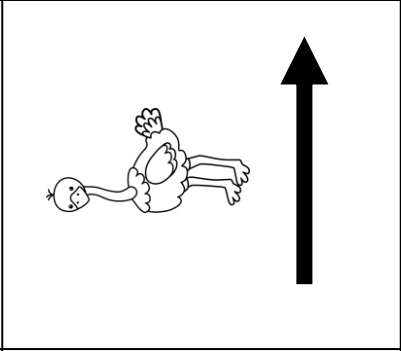

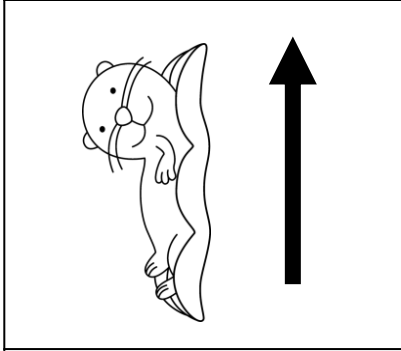
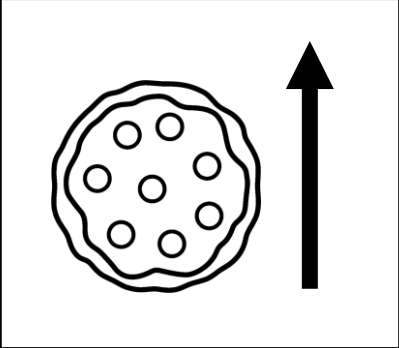
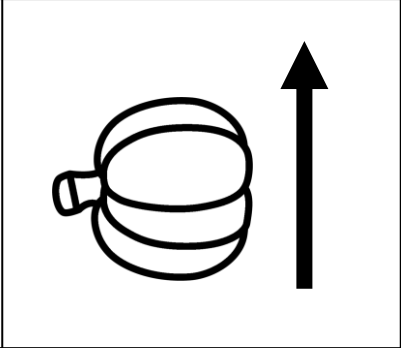


State each sound icon name (or) sound.



 ↑	 ↑	 ↑	 ↑
 ↑	 ↑	 ↑	 ↑
 ↑	 ↑	 ↑	 ↑
 ↑	 ↑	 ↑	 ↑

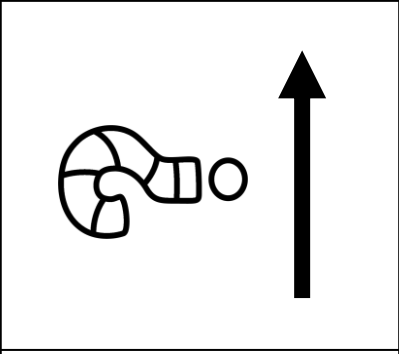
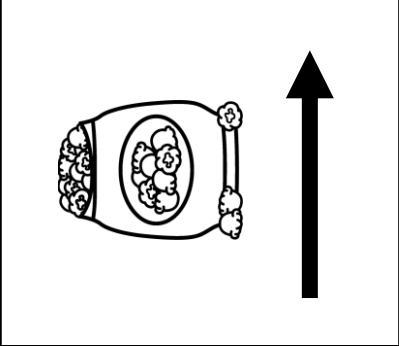
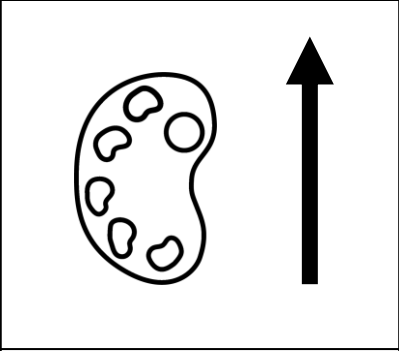
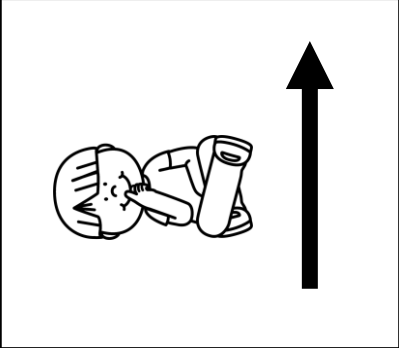
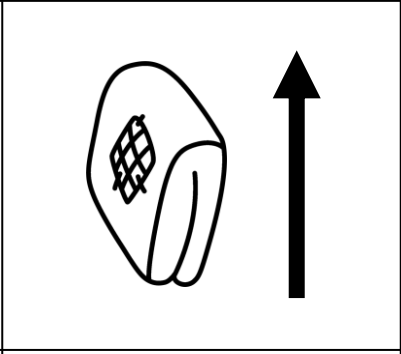


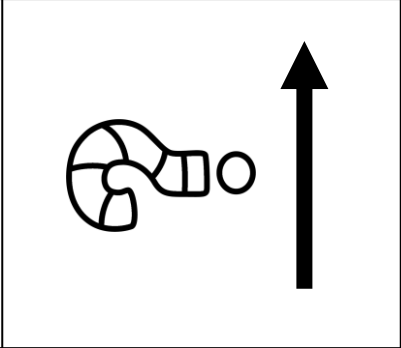
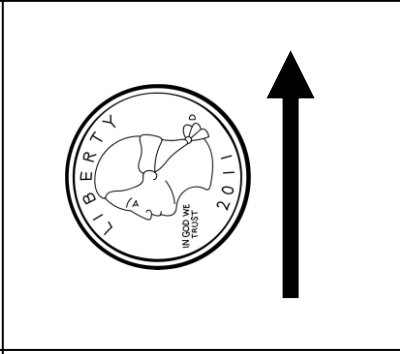
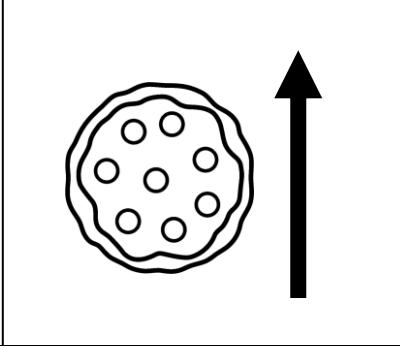
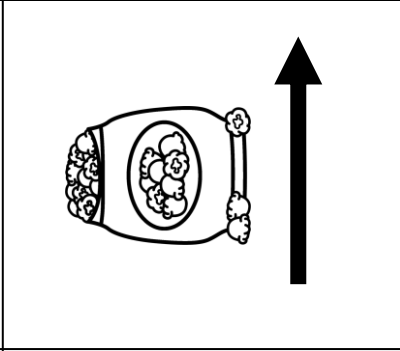
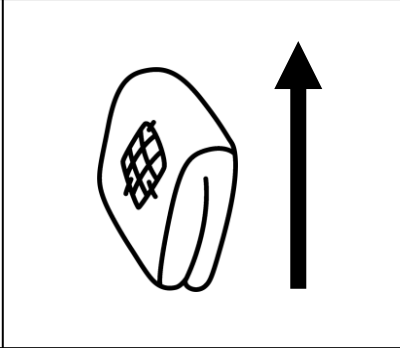
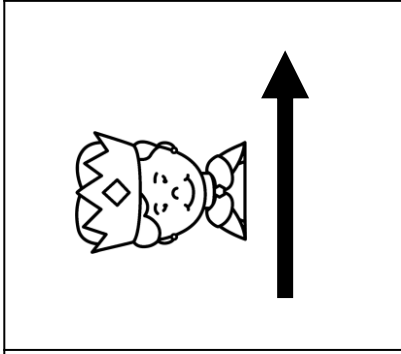
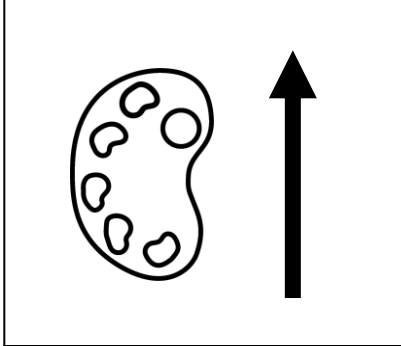
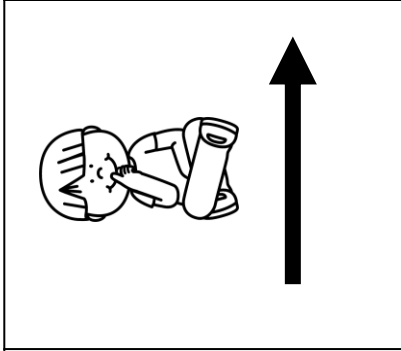
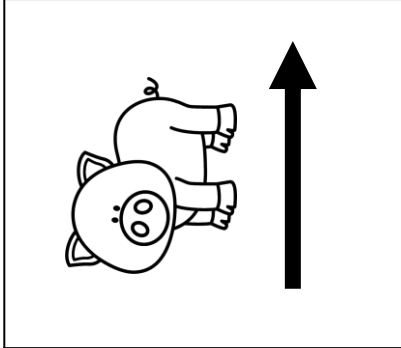
Name: _____

State each sound icon name (or) sound.












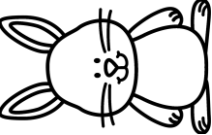






Name: _____

State each sound icon name (or) sound.



Name: _____


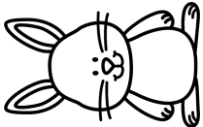














State each sound icon name (or) sound.

 ↑	 ↑	 ↑	 ↑
 ↑	 ↑	 ↑	 ↑
 ↑	 ↑	 ↑	 ↑
 ↑	 ↑	 ↑	 ↑

Name: _____

State each sound icon name (or) sound.







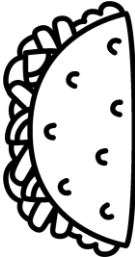



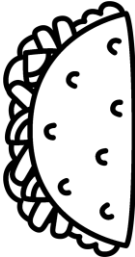


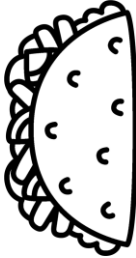




 ↑	 ↑	 ↑	 ↑
 ↑	 ↑	 ↑	 ↑
 ↑	 ↑	 ↑	 ↑
 ↑	 ↑	 ↑	 ↑

Name: _____

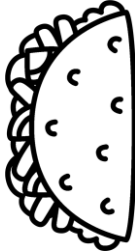



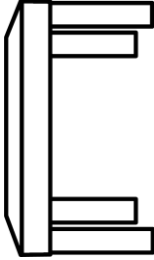
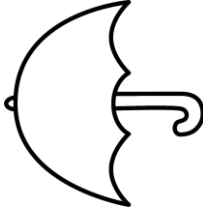


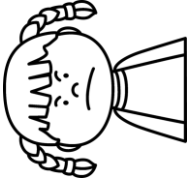


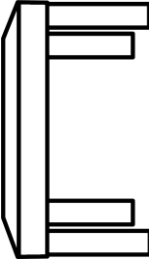



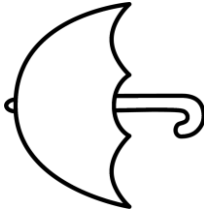
State each sound icon name (or) sound.



 ↑	 ↑	 ↑	 ↑
 ↑	 ↑	 ↑	 ↑
 ↑	 ↑	 ↑	 ↑
 ↑	 ↑	 ↑	 ↑

Name: _____




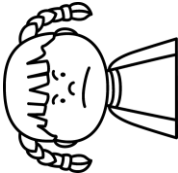
State each sound icon name (or) sound.

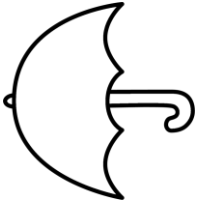


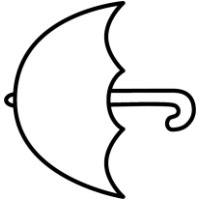
 ↑	 ↑	 ↑	 ↑
 ↑	 ↑	 ↑	 ↑
 ↑	 ↑	 ↑	 ↑
 ↑	 ↑	 ↑	 ↑

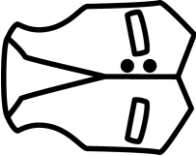


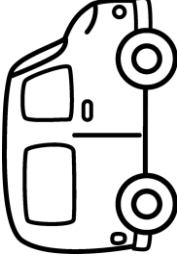
Name: _____

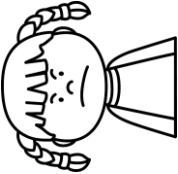
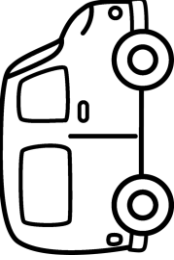


State each sound icon name (or) sound.



 ↑	 ↑	 ↑	 ↑
--	--	--	--

 ↑	 ↑	 ↑	 ↑
--	--	--	--



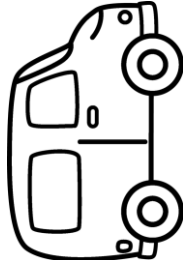

 ↑	 ↑	 ↑	 ↑
--	--	--	--





 ↑	 ↑	 ↑	 ↑
--	---	--	--





Name: _____


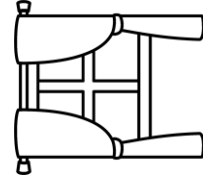


State each sound icon name (or) sound.



 ↑	 ↑	 ↑	 ↑
--	--	--	--

 ↑	 ↑	 ↑	 ↑
--	--	--	--

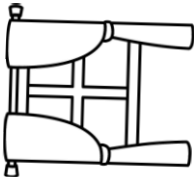


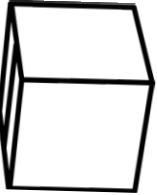
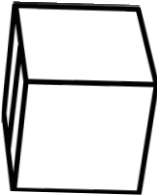





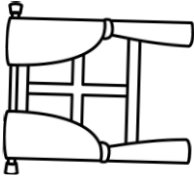



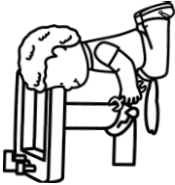

 ↑	 ↑	 ↑	 ↑
--	--	--	--

 ↑	 ↑	 ↑	 ↑
---	--	--	--

Name: _____

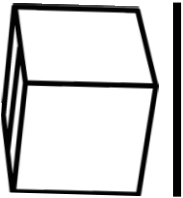



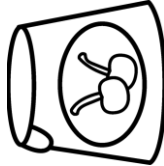


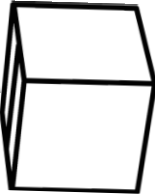


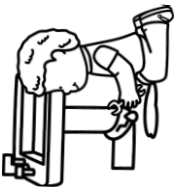



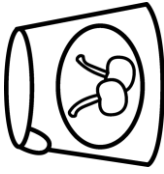

State each sound icon name (or) sound.



 ↑	 ↑	 ↑	 ↑
 ↑	 ↑	 ↑	 ↑
 ↑	 ↑	 ↑	 ↑
 ↑	 ↑	 ↑	 ↑

Name: _____

State each sound icon name (or) sound.









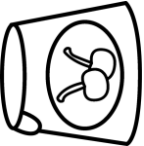







			
			
			
			



Name: _____

State each sound icon name (or) sound.




 ↑	 ↑	 ↑	 ↑
 ↑	 ↑	 ↑	 ↑
 ↑	 ↑	 ↑	 ↑
 ↑	 ↑	 ↑	 ↑

UNIT 1: ALPHABET

Guided Phonics + Beyond

ALPHABET FLUENCY

teacher-guided



Little Minds at Work – ©Tara West

Look



Think



Say



A



Guided Phonics + Beyond UNIT 1

Little Minds at Work – ©Tara West

Look



Think



Say



a



Guided Phonics + Beyond UNIT 1

Little Minds at Work – ©Tara West

Look



Think



Say



Guided Phonics + Beyond UNIT 1

Little Minds at Work – ©Tara West

Look



Think



Say



B



Guided Phonics + Beyond UNIT 1

Little Minds at Work – ©Tara West

Look



Think



Say








b








Guided Phonics + Beyond UNIT 1





Little Minds at Work – ©Tara West


Look	Think	Say
		
		








Look	Think	Say
		
		








Look	Think	Say
		
		








Look	Think	Say
		
		



Look	Think	Say
		
		



Look	Think	Say
		
		




Look



Think



Say



Look



Think



Say



E



Look



Think



Say



e




Look



Think



Say



Look



Think



Say



F



Look



Think













Say













f













Look	Think	Say
		
		
		

Look	Think	Say
		
		
		

Look	Think	Say
		
		
		

Look	Think	Say
		
		
		

Look	Think	Say
		
		
		

Look	Think	Say
		
		
		


Look



Think



Say



Look



Think



Say



I



Look



Think



Say



i



Look



Think



Say



Look



Think



Say



J



Look



Think








Say








j








Look	Think	Say
		
		




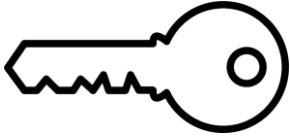



Look	Think	Say
		
		








Look	Think	Say
		
		








Look	Think	Say
		
		



Look	Think	Say
		
		



Look	Think	Say
		
		



Look



Think



Say



Look



Think



Say



M



Look



Think



Say



m




Look



Think



Say



Look



Think



Say



N



Look



Think



Say



n



Look



Think



Say



Look



Think



Say



O



Look



Think



Say



o




Look



Think



Say



Look



Think



Say



P



Look



Think



Say



p




Look



Think



Say



Look



Think



Say



Q



Look



Think



Say



q



Look



Think



Say



Look



Think



Say



R



Look



Think



Say



r



Look



Think



Say



Look



Think



Say



S



Look



Think



Say



S



Look



Think



Say



Look



Think



Say



T



Look



Think



Say



t




Look



Think



Say



Guided Phonics + Beyond UNIT 1

Little Minds at Work – ©Tara West

Look



Think



Say



U



Guided Phonics + Beyond UNIT 1

Little Minds at Work – ©Tara West

Look



Think



Say



U



Guided Phonics + Beyond UNIT 1

Little Minds at Work – ©Tara West


Look



Think



Say



Guided Phonics + Beyond UNIT 1

Little Minds at Work – ©Tara West

Look



Think



Say



V



Guided Phonics + Beyond UNIT 1

Little Minds at Work – ©Tara West

Look



Think



Say













V













Guided Phonics + Beyond UNIT 1






Little Minds at Work – ©Tara West






Look	Think	Say
		
		
		

Look	Think	Say
		
		
		

Look	Think	Say
		
		
		

Look	Think	Say
		
		
		

Look	Think	Say
		
		
		

Look	Think	Say
		
		
		

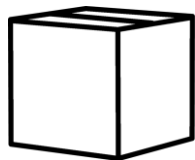
Look



Think



Say



Look



Think



Say



Y



Look



Think



Say



y



Look



Think



Say



Look



Think



Say



Z



Look



Think



Say



z



Look



Think











Say





SORT TO MATCH


Directions: Grab a card. State the beginning sound. Sort it to the mat.






SORT TO MATCH


Directions: Grab a card. State the beginning sound. Sort it to the mat.




©Tara West – Little Minds at Work



©Tara West – Little Minds at Work




©Tara West – Little Minds at Work




©Tara West – Little Minds at Work




©Tara West – Little Minds at Work



©Tara West – Little Minds at Work



©Tara West – Little Minds at Work











©Tara West – Little Minds at Work



Sort to Match


Directions: Grab a card. State the beginning sound. Sort it to the mat.







SORT TO MATCH


Directions: Grab a card. State the beginning sound. Sort it to the mat.




©Tara West – Little Minds at Work




©Tara West – Little Minds at Work





©Tara West – Little Minds at Work




©Tara West – Little Minds at Work



©Tara West – Little Minds at Work



©Tara West – Little Minds at Work



©Tara West – Little Minds at Work











©Tara West – Little Minds at Work



SORT TO MATCH

Directions: Grab a card. State the beginning sound. Sort it to the mat.






SORT TO MATCH



Directions: Grab a card. State the beginning sound. Sort it to the mat.





©Tara West – Little Minds at Work




©Tara West – Little Minds at Work




©Tara West – Little Minds at Work



©Tara West – Little Minds at Work




©Tara West – Little Minds at Work



©Tara West – Little Minds at Work



©Tara West – Little Minds at Work











©Tara West – Little Minds at Work



Sort to Match

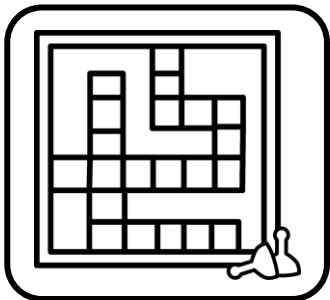
Directions: Grab a card. State the beginning sound. Sort it to the mat.






SORT TO MATCH


Directions: Grab a card. State the beginning sound. Sort it to the mat.



©Tara West – Little Minds at Work




©Tara West – Little Minds at Work




©Tara West – Little Minds at Work




©Tara West – Little Minds at Work




©Tara West – Little Minds at Work



©Tara West – Little Minds at Work



©Tara West – Little Minds at Work











©Tara West – Little Minds at Work




Sort to Match

Directions: Grab a card. State the beginning sound. Sort it to the mat.

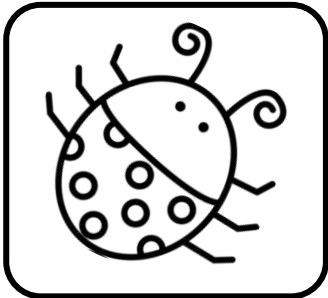





SORT TO MATCH **Directions:** Grab a card. State the beginning sound. Sort it to the mat.




©Tara West – Little Minds at Work




©Tara West – Little Minds at Work



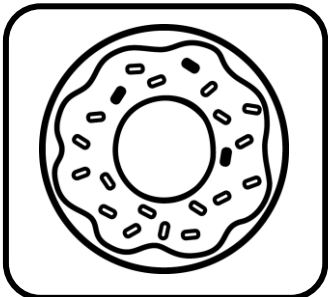
©Tara West – Little Minds at Work




©Tara West – Little Minds at Work




©Tara West – Little Minds at Work



©Tara West – Little Minds at Work



©Tara West – Little Minds at Work





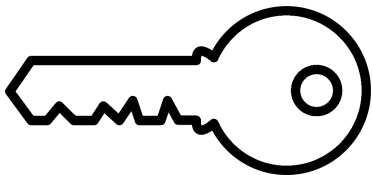
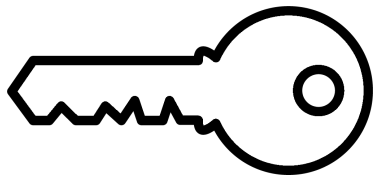


©Tara West – Little Minds at Work



Sort to Match


Directions: Grab a card. State the beginning sound. Sort it to the mat.






SORT TO MATCH


Directions: Grab a card. State the beginning sound. Sort it to the mat.




©Tara West – Little Minds at Work




©Tara West – Little Minds at Work



©Tara West – Little Minds at Work




©Tara West – Little Minds at Work




©Tara West – Little Minds at Work



©Tara West – Little Minds at Work



©Tara West – Little Minds at Work










©Tara West – Little Minds at Work



SORT TO MATCH


Directions: Grab a card. State the beginning sound. Sort it to the mat.






SORT TO MATCH


Directions: Grab a card. State the beginning sound. Sort it to the mat.




©Tara West – Little Minds at Work



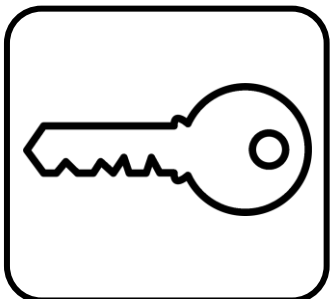
©Tara West – Little Minds at Work




©Tara West – Little Minds at Work




©Tara West – Little Minds at Work




©Tara West – Little Minds at Work



©Tara West – Little Minds at Work



©Tara West – Little Minds at Work









©Tara West – Little Minds at Work



Sort to Match


Directions: Grab a card. State the beginning sound. Sort it to the mat.





SORT TO MATCH


Directions: Grab a card. State the beginning sound. Sort it to the mat.




©Tara West – Little Minds at Work




©Tara West – Little Minds at Work




©Tara West – Little Minds at Work




©Tara West – Little Minds at Work




©Tara West – Little Minds at Work



©Tara West – Little Minds at Work



©Tara West – Little Minds at Work









©Tara West – Little Minds at Work



Sort to Match

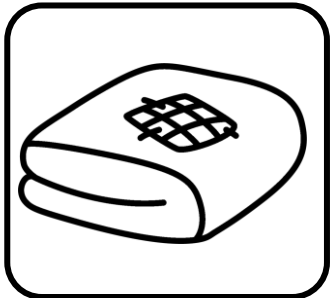
Directions: Grab a card. State the beginning sound. Sort it to the mat.






SORT TO MATCH


Directions: Grab a card. State the beginning sound. Sort it to the mat.




©Tara West – Little Minds at Work




©Tara West – Little Minds at Work



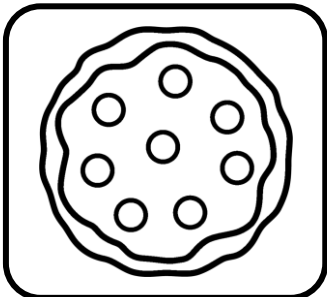
©Tara West – Little Minds at Work



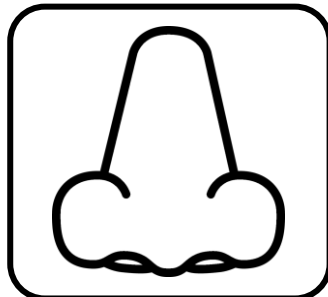
©Tara West – Little Minds at Work




©Tara West – Little Minds at Work



©Tara West – Little Minds at Work



©Tara West – Little Minds at Work









©Tara West – Little Minds at Work



Sort to Match

Directions: Grab a card. State the beginning sound. Sort it to the mat.






SORT TO MATCH



Directions: Grab a card. State the beginning sound. Sort it to the mat.




©Tara West – Little Minds at Work



©Tara West – Little Minds at Work




©Tara West – Little Minds at Work




©Tara West – Little Minds at Work




©Tara West – Little Minds at Work



©Tara West – Little Minds at Work



©Tara West – Little Minds at Work










©Tara West – Little Minds at Work



SORT TO MATCH


Directions: Grab a card. State the beginning sound. Sort it to the mat.






SORT TO MATCH


Directions: Grab a card. State the beginning sound. Sort it to the mat.



©Tara West – Little Minds at Work




©Tara West – Little Minds at Work




©Tara West – Little Minds at Work




©Tara West – Little Minds at Work



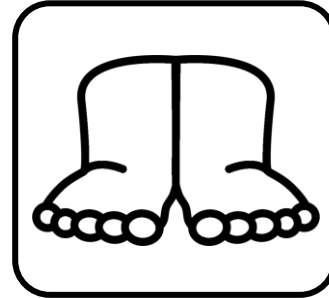
©Tara West – Little Minds at Work



©Tara West – Little Minds at Work



©Tara West – Little Minds at Work





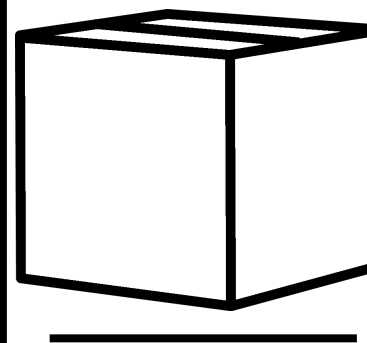
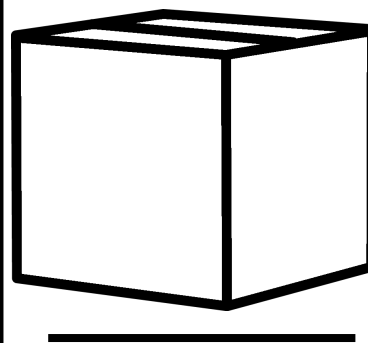


©Tara West – Little Minds at Work



Sort to Match


Directions: Grab a card. State the beginning sound. Sort it to the mat.



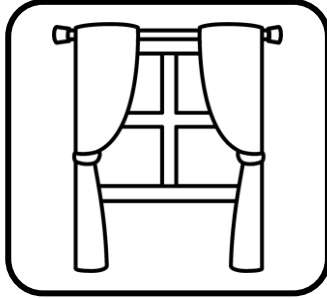


SORT TO MATCH


Directions: Grab a card. State the beginning sound. Sort it to the mat.



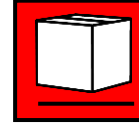
©Tara West – Little Minds at Work




©Tara West – Little Minds at Work




©Tara West – Little Minds at Work




©Tara West – Little Minds at Work





©Tara West – Little Minds at Work



©Tara West – Little Minds at Work



©Tara West – Little Minds at Work











©Tara West – Little Minds at Work



Sort to Match

Directions: Grab a card. State the beginning sound. Sort it to the mat.





SORT TO MATCH


Directions: Grab a card. State the beginning sound. Sort it to the mat.




©Tara West – Little Minds at Work




©Tara West – Little Minds at Work



©Tara West – Little Minds at Work




©Tara West – Little Minds at Work




©Tara West – Little Minds at Work



©Tara West – Little Minds at Work

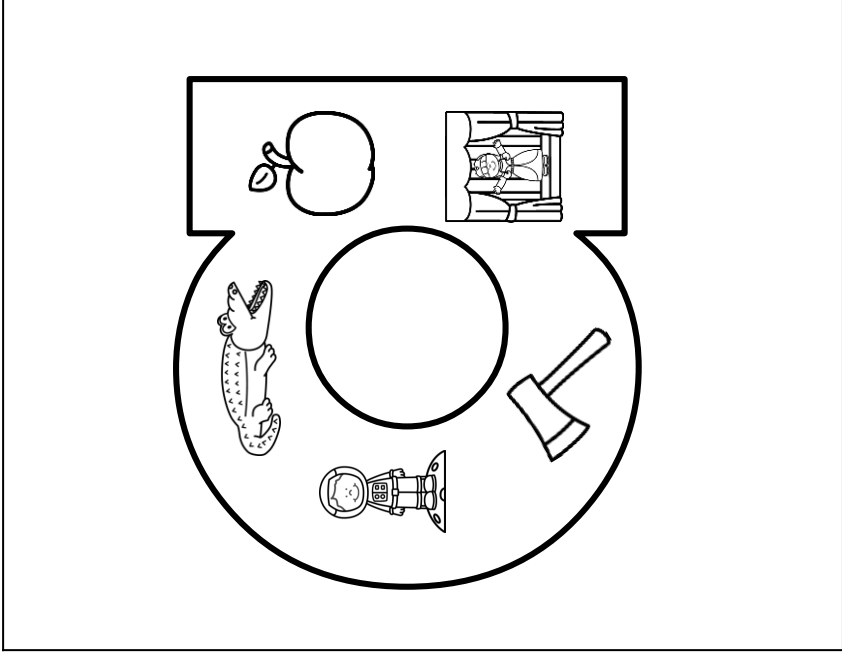


©Tara West – Little Minds at Work



©Tara West – Little Minds at Work

Color the beginning sound images. Search and find the matching letters.




Illustrate a beginning sound image.

a	a	b	a	b
b	a	a	b	a
b	a	b	b	a

Name: _____



Color the beginning sound images. Search and find the matching letters.



Illustrate a beginning sound image.

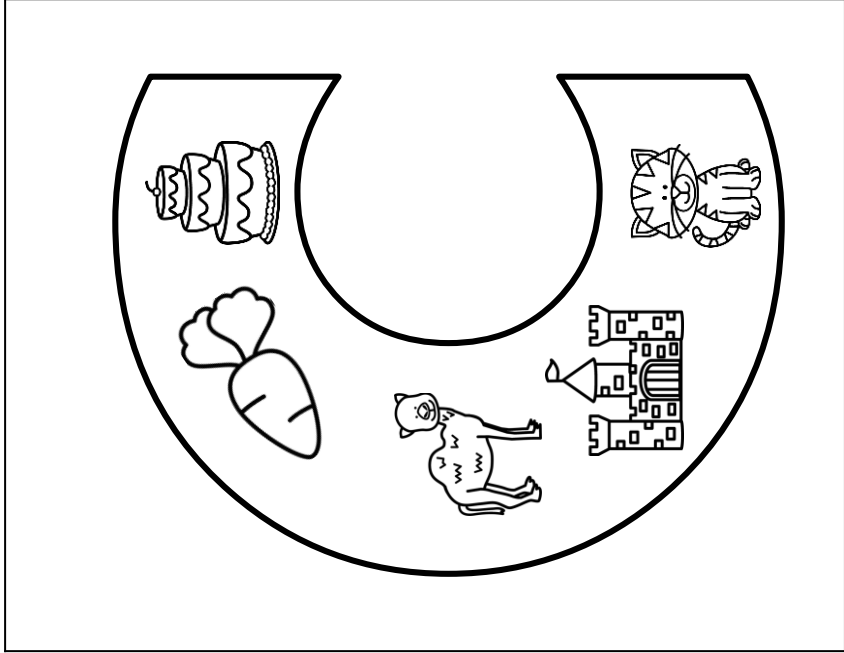
b	b	a
a	a	a
b	a	b
b	b	a
a	a	b



Name: _____



Color the beginning sound images. Search and find the matching letters.



Illustrate a beginning sound image.

a	c	c
c	b	a
c	a	c
b	c	a
c	b	c




Name:

All-in-One Letter Sheet



Color the beginning sound images. Search and find the matching letters.



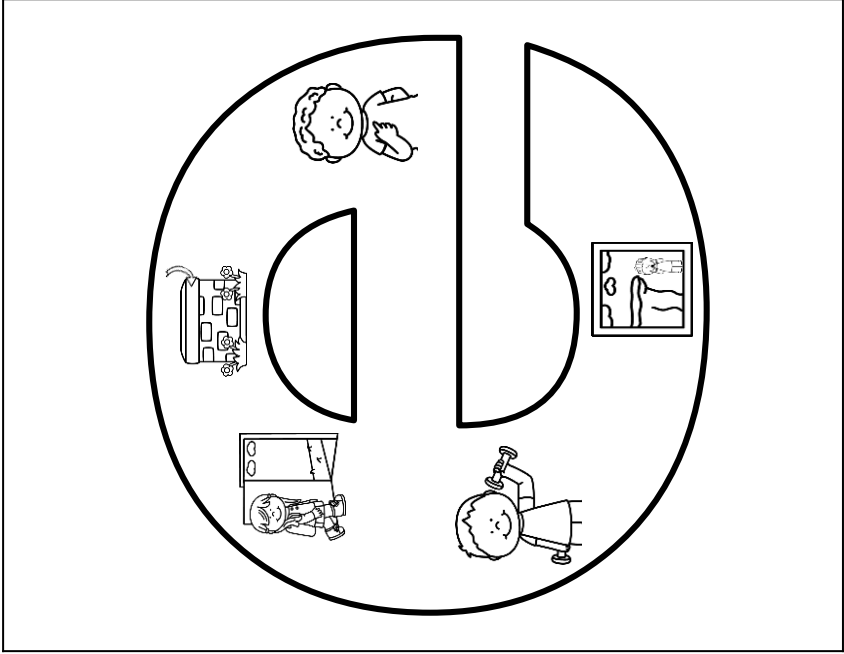
Illustrate a beginning sound image.

c	d	d	a	d
b	d	c	d	d
d	a	c	d	b

Name: _____



Color the beginning sound images. Search and find the matching letters.



Illustrate a beginning sound image.

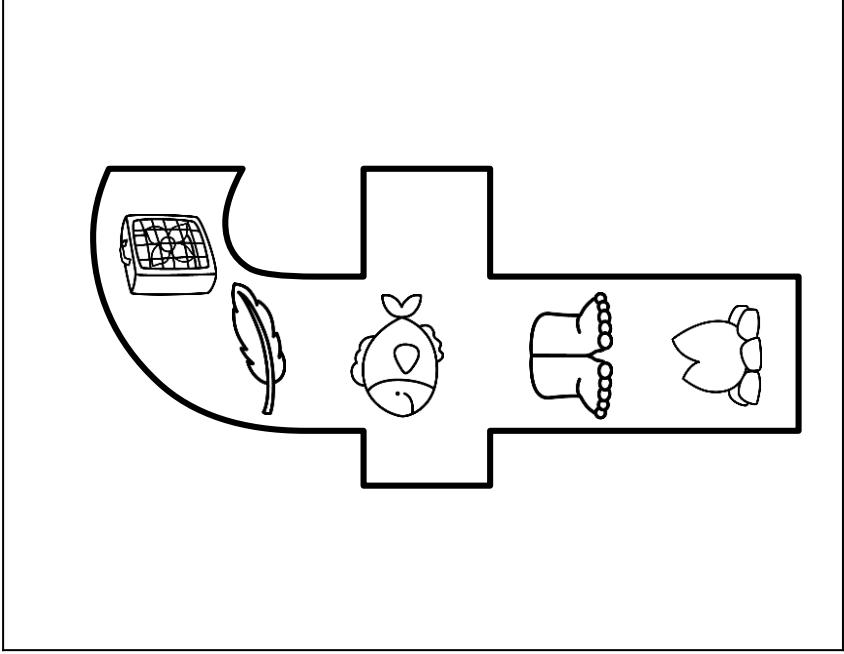
e	b	e
e	e	c
a	d	e
c	e	e
e	b	a

Name:

All-in-One Letter Sheet



Color the beginning sound images. Search and find the matching letters.




Illustrate a beginning sound image.

f	e	f	b	e
f	b	f	c	f
d	f	a	f	f

Name: _____



Color the beginning sound images. Search and find the matching letters.



Illustrate a beginning sound image.


g	g	g
b	g	c
a	d	g
g	g	e
g	f	a

Name:

All-in-One Letter Sheet



Color the beginning sound images. Search and find the matching letters.



Illustrate a beginning sound image.



h	d	h	f	h
g	h	e	c	h
h	b	h	h	a

Name:

All-in-One Letter Sheet



Color the beginning sound images. Search and find the matching letters.



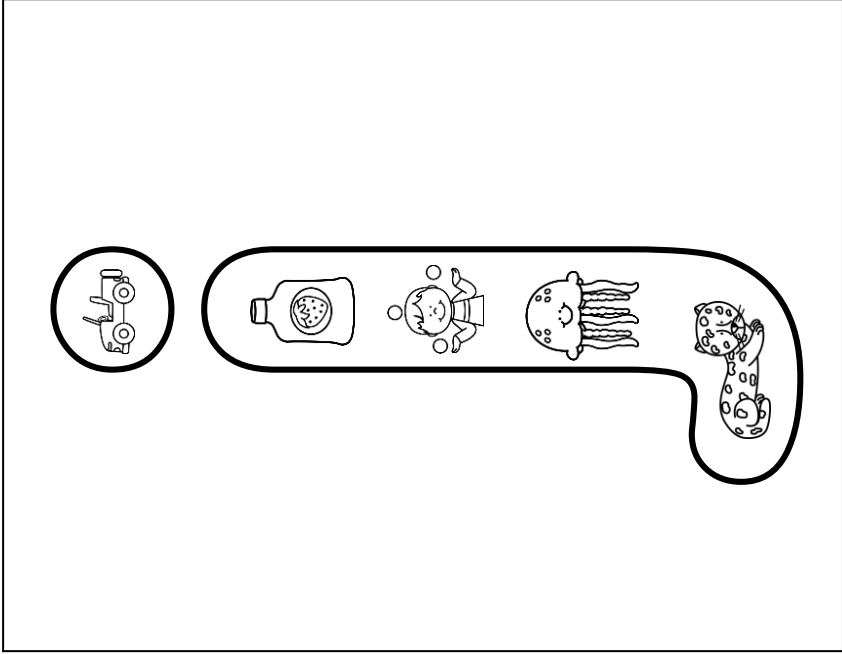
Illustrate a beginning sound image.

i	d	i	f	b
i	i	i	i	g
c	e	a	i	i

Name: _____




Color the beginning sound images. Search and find the matching letters.



Illustrate a beginning sound image.

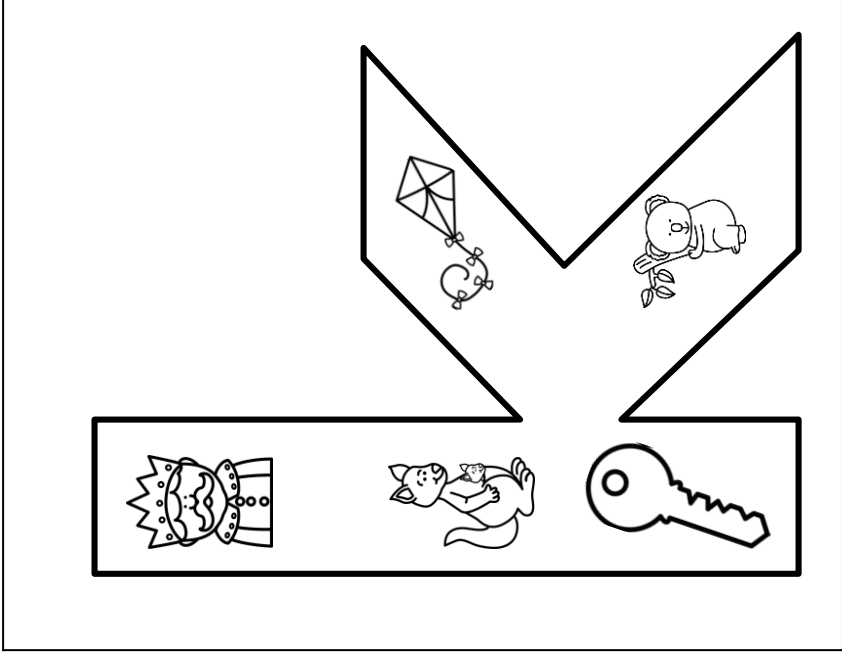
j	d	j
j	f	c
i	j	j
j	g	j
e	j	h



Name:



Color the beginning sound images. Search and find the matching letters.



Illustrate a beginning sound image.

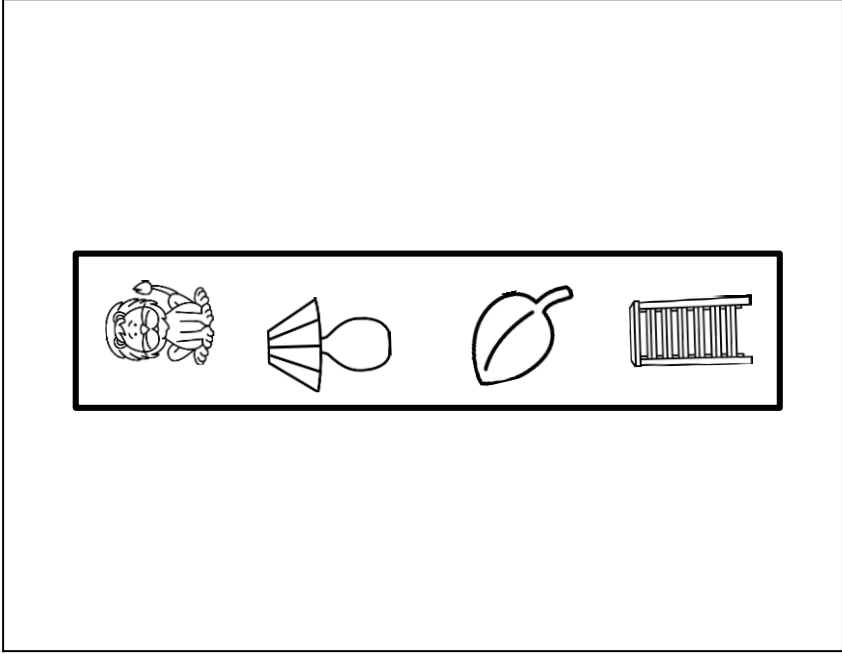
ɑ	i	k	h	k
k	k	d	k	k
j	k	g	k	e

This image shows a completely blank white rectangular area. It is surrounded by a thin, solid black border that forms a frame around the central white space. There are no markings, text, or illustrations present.

Name: _____



Color the beginning sound images. Search and find the matching letters.



l	e	l
h	l	j
l	l	i
k	l	l
l	g	d

Illustrate a beginning sound image.

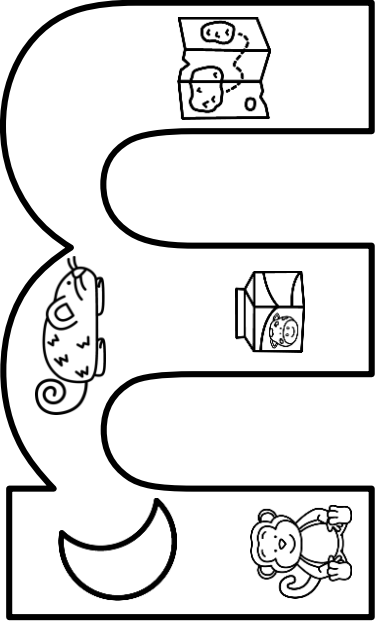


Name:

All-in-One Letter Sheet



Color the beginning sound images. Search and find the matching letters.



Illustrate a beginning sound image.

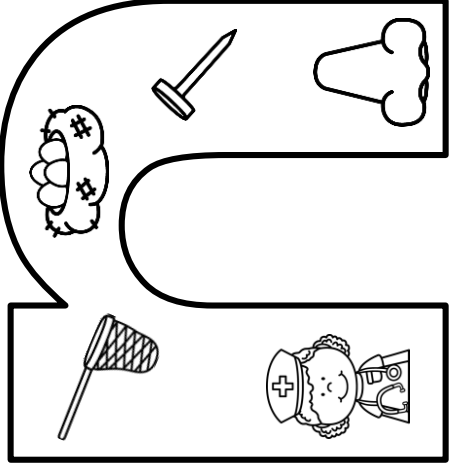
i	c	m	m	h
m	m	j	l	m
k	m	e	m	m

Name:

All-in-One Letter Sheet



Color the beginning sound images. Search and find the matching letters.




Illustrate a beginning sound image.

n	e	l	f	n
i	n	n	b	k
n	g	n	n	n

Name: _____



Color the beginning sound images. Search and find the matching letters.



Illustrate a beginning sound image.


n	d	o
o	o	g
c	l	o
o	o	j
o	h	o



Name: _____



Color the beginning sound images. Search and find the matching letters.



Illustrate a beginning sound image.

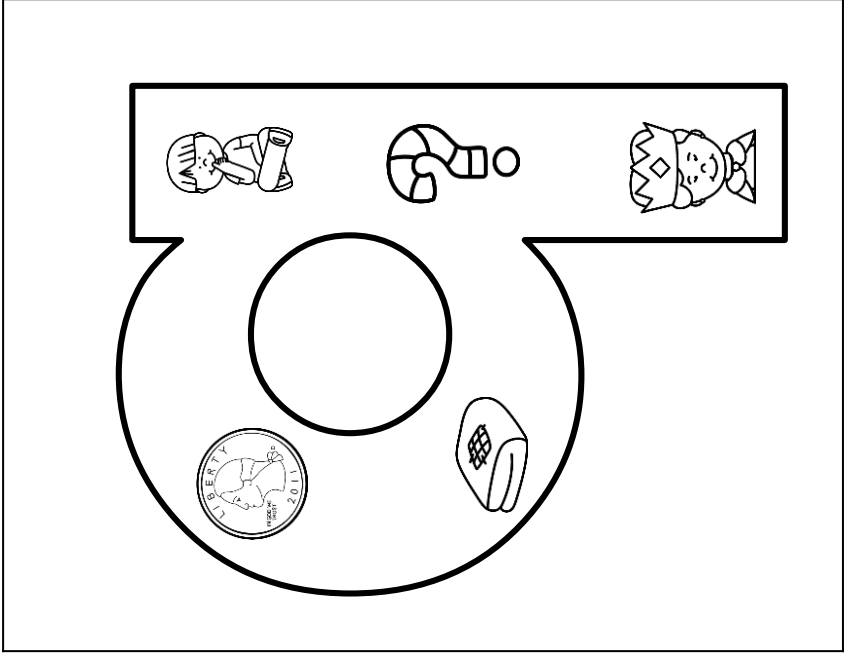
p	p	k
p	p	m
e	j	p
o	p	l
p	n	p



Name: _____



Color the beginning sound images. Search and find the matching letters.



Illustrate a beginning sound image.

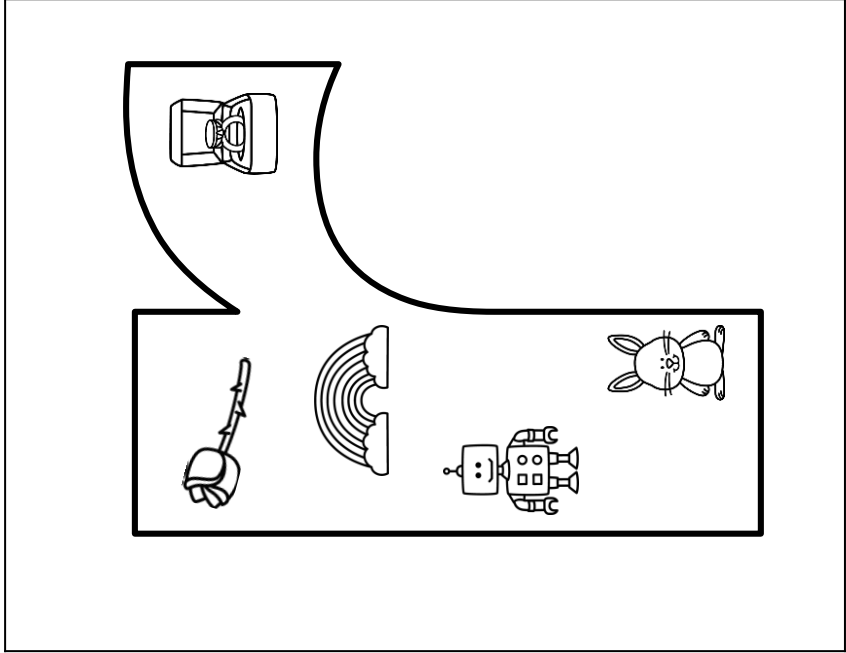
c	q	l
q	q	f
i	g	q
q	p	q
q	q	b



Name: _____




Color the beginning sound images. Search and find the matching letters.



r	r	k
e	r	d
r	r	r
r	m	q
j	r	c

Illustrate a beginning sound image.



All-in-One Letter Sheet

A large, hollow outline of the letter 'S' is centered on the page. Inside the 'S', there are five small, simple line drawings. In the top-left curve of the 'S' is a smiling sun with a face and radiating lines. In the top-right curve is a person jumping or playing with a ball. In the middle curve is a bowl of food, possibly soup or cereal, with a spoon. In the bottom-left curve is a pair of open scissors. In the bottom-right curve is a sandwich with a bite taken out of it.

[illegible]

5

S


Little Minds at Work – ©Tara West

Name:

All-in-One Letter Sheet



Color the beginning sound images. Search and find the matching letters.



Illustrate a beginning sound image.


r	t	t	e	t
t	d	t	t	s
o	t	k	q	t

Name:

All-in-One Letter Sheet



Color the beginning sound images. Search and find the matching letters.



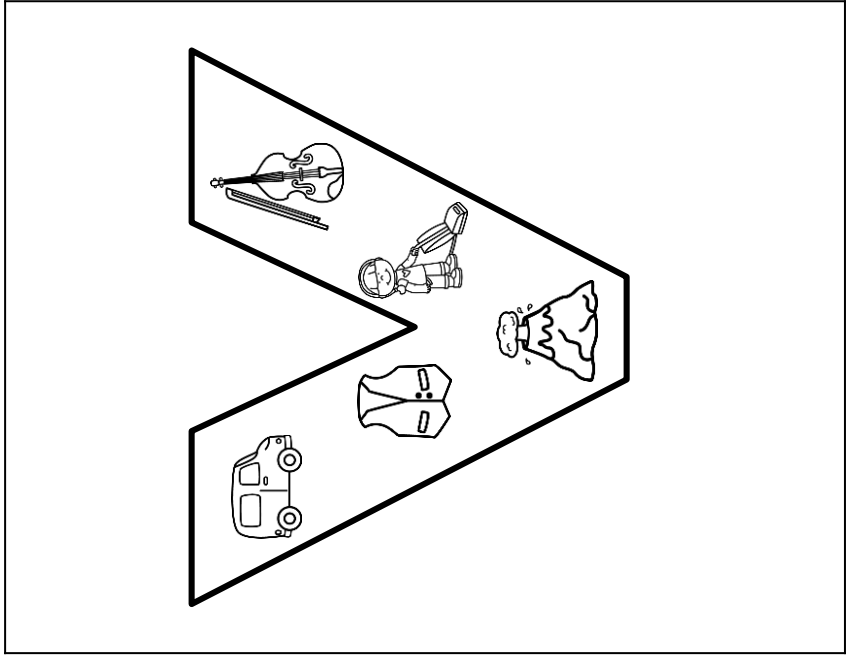
Illustrate a beginning sound image.

s	u	j	u	h
u	a	u	f	u
u	e	u	t	u

Name: _____



Color the beginning sound images. Search and find the matching letters.



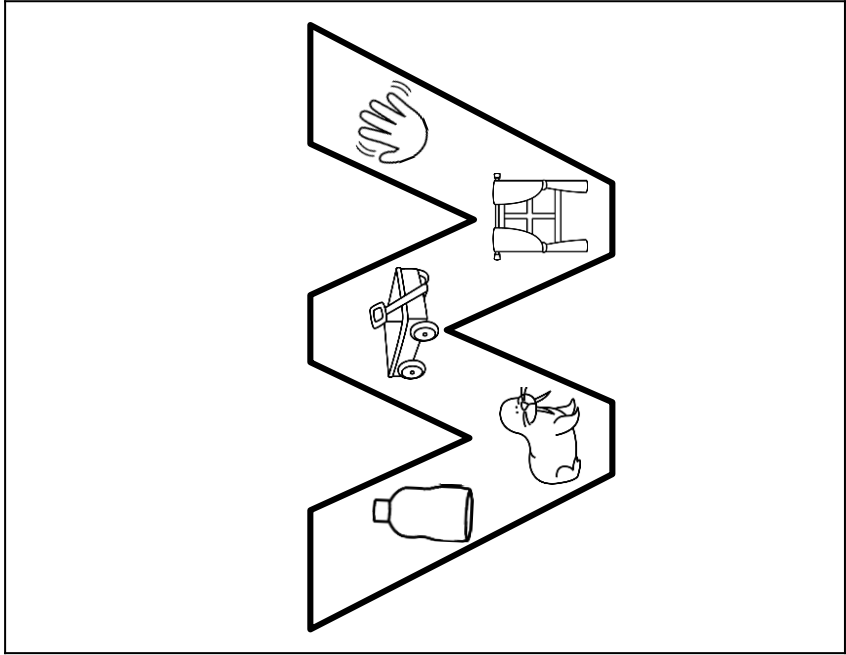
Illustrate a beginning sound image.

i	v	v
v	b	v
u	v	j
v	c	p
v	v	k

Name: _____




Color the beginning sound images. Search and find the matching letters.



Illustrate a beginning sound image.


j	r	w
w	w	k
v	w	w
n	w	q
w	w	u



Name: _____



Color the final sound images. Search and find the matching letters.



Illustrate a final sound image.

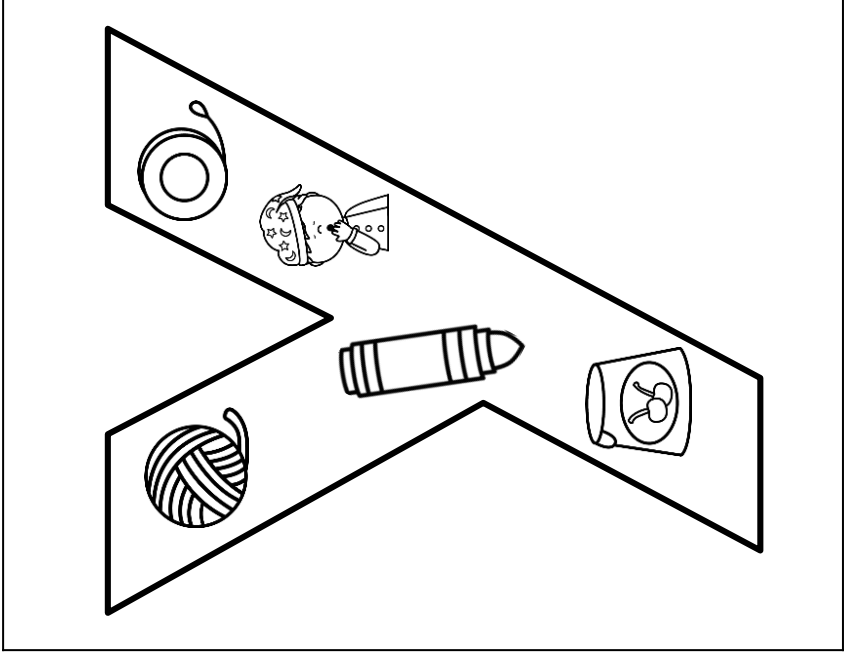
x	l	x
t	x	s
w	x	k
x	x	e
b	x	x

Name:

All-in-One Letter Sheet



Color the beginning sound images. Search and find the matching letters.



Illustrate a beginning sound image.

m	y	y	r	y
j	y	h	y	o
y	k	y	q	y

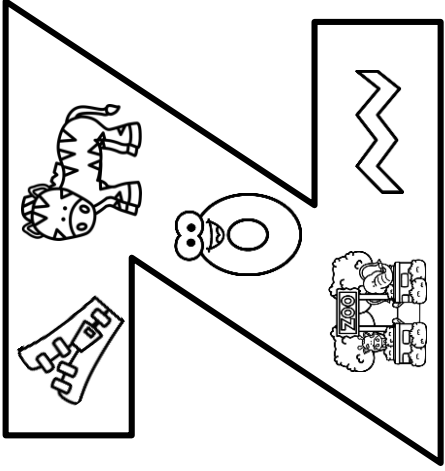
[illegible]

Name:

All-in-One Letter Sheet



Color the beginning sound images. Search and find the matching letters.









Illustrate a beginning sound image.

r	z	w	z	z
z	x	z	z	z
z	s	t	u	y



SOUNDS ROLL AND COVER


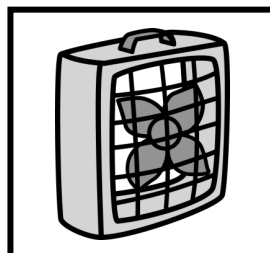









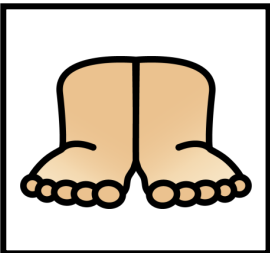







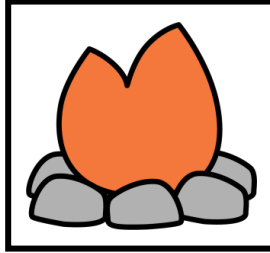
Directions: Roll the cube. Listen to the sound. Cover the matching sound.





SOUNDS ROLL AND COVER






Directions: Roll the cube. Listen to the sound. Cover the matching sound.





SOUNDS ROLL AND COVER











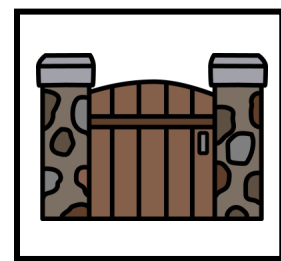




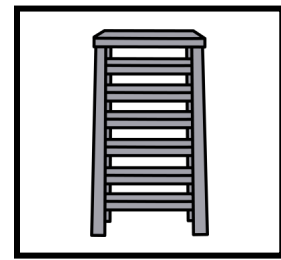

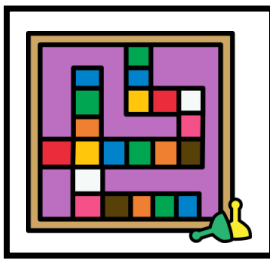

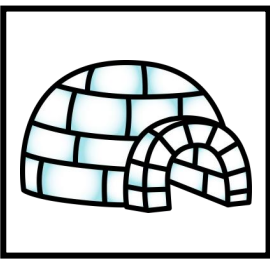
Directions: Roll the cube. Listen to the sound. Cover the matching sound.





SOUNDS ROLL AND COVER






Directions: Roll the cube. Listen to the sound. Cover the matching sound.





SOUNDS ROLL AND COVER








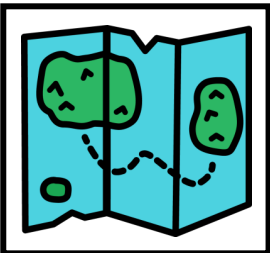






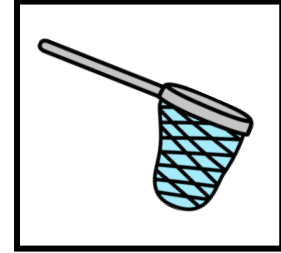




Directions: Roll the cube. Listen to the sound. Cover the matching sound.





SOUNDS ROLL AND COVER



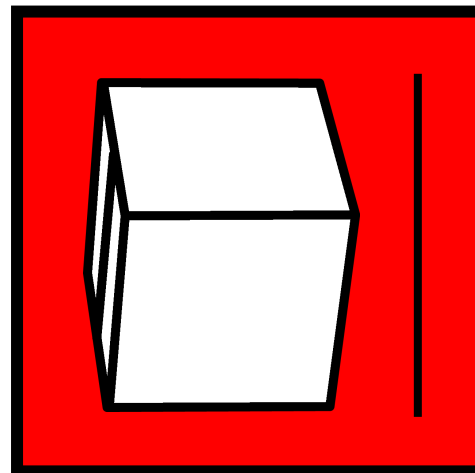
Directions: Roll the cube. Listen to the sound. Cover the matching sound.





SOUNDS ROLL AND COVER


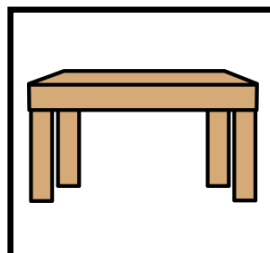





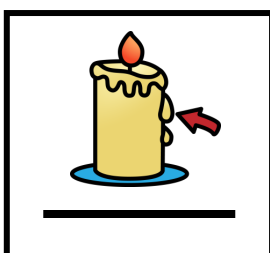


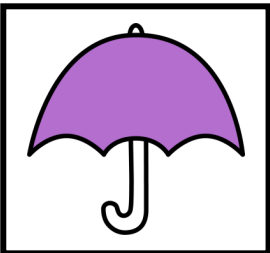




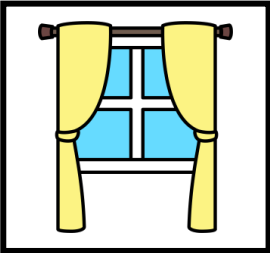




Directions: Roll the cube. Listen to the sound. Cover the matching sound.





SOUNDS ROLL AND COVER





Directions: Roll the cube. Listen to the sound. Cover the matching sound.





SOUNDS ROLL AND COVER









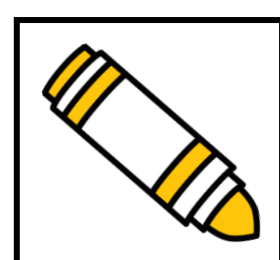










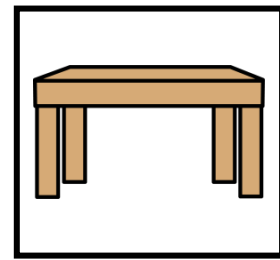



Directions: Roll the cube. Listen to the sound. Cover the matching sound.





SOUNDS ROLL AND COVER













Directions: Roll the cube. Listen to the sound. Cover the matching sound.





























COLOR CODES

Directions: Use the sound-focused color code key. Search and cover the beginning sound pictures with the matching color manipulative.













 	 	 	 	 	 
--	--	--	--	--	--
























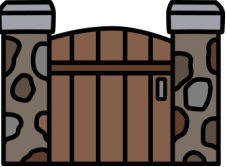
					
					
					
					



COLOR CODES

Directions: Use the sound-focused color code key. Search and cover the beginning sound pictures with the matching color manipulative.













 	 	 	 	 	 
--	--	--	--	--	--




















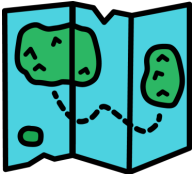




					
					
					
					



COLOR CODES

Directions: Use the sound-focused color code key. Search and cover the beginning sound pictures with the matching color manipulative.













 	 	 	 	 	 
--	--	--	--	--	--



COLOR CODES

Directions: Use the sound-focused color code key. Search and cover the pictures with the matching color manipulative.







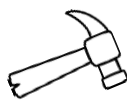





 	 	 	 	 	 
--	--	--	--	--	--

























		 			
					 
 					
			 		



COLOR CODES

Directions: Use the sound-focused color code key. Search and cover the beginning sound pictures with the matching color manipulative.













 	 	 	 	 	 
--	--	--	--	--	--












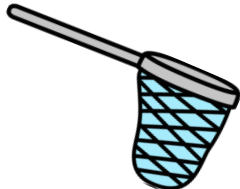
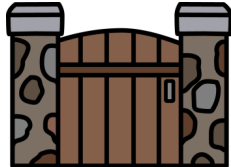











					
					
					
					



COLOR CODES

Directions: Use the sound-focused color code key. Search and cover the beginning sound pictures with the matching color manipulative.













 	 	 	 	 	 
--	--	--	--	--	--
















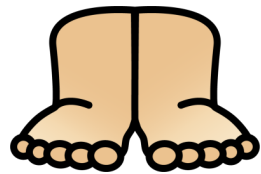








					
					
					
					



COLOR CODES

Directions: Use the sound-focused color code key. Search and cover the beginning sound pictures with the matching color manipulative.


 	 	 	 	 	 
--	--	--	--	--	--



COLOR CODES









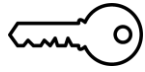



Directions: Use the sound-focused color code key. Search and cover the beginning sound pictures with the matching color manipulative.












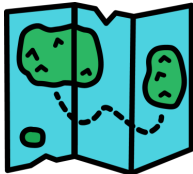














COLOR CODES

Directions: Use the sound-focused color code key. Search and cover the pictures with the matching color manipulative.













 	 	 	 	 	 
--	--	--	---	--	--










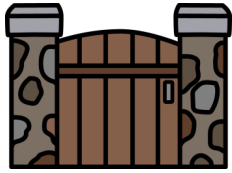














					
					
					
					



COLOR CODES

Directions: Use the sound-focused color code key. Search and cover the beginning sound pictures with the matching color manipulative.



 	 	 	 	 	 
--	--	--	--	--	--



SPIN + SEARCH


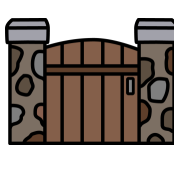

Directions: Spin the sound spinner. Cover the matching beginning sound picture.












SPIN + SEARCH

Directions: Spin the sound spinner. Cover the matching beginning sound picture.





	
	
	









SPIN + SEARCH

Directions: Spin the sound spinner. Cover the matching beginning sound picture.



				
				
				
				
				






























SPIN + SEARCH Directions: Spin the sound spinner. Cover the matching picture.







SPIN + SEARCH

Directions: Spin the sound spinner. Cover the matching beginning sound picture.



				
				
				
				
				





SPIN + SEARCH


Directions: Spin the sound spinner. Cover the matching beginning sound picture.





SPIN + SEARCH



Directions: Spin the sound spinner. Cover the matching beginning sound picture.







SPIN + SEARCH


Directions: Spin the sound spinner. Cover the matching beginning sound picture.





SPIN + SEARCH Directions: Spin the sound spinner. Cover the matching picture.













SPIN + SEARCH

Directions: Spin the sound spinner. Cover the matching beginning sound picture.



Guided Phonics + Beyond Curriculum

The Guided Phonics + Beyond Curriculum is the property of Tara West and is protected through copyright and trademark registrations. All rights reserved.

No part of this digital download may be reproduced electronically, shared without additional licenses, or placed on the internet for others to access without the prior permission from the publisher, Tara West.

If you are a school district using this download as curriculum for more than one teacher an additional school license will need to be purchased.

Fonts used within this download are intellectual property of Kimberly Geswein and Print Designs by Kris.

The clipart images are intellectual property of Laura Strickland of Whimsy Clip, Christine O'Brien Creativ, Print Designs by Kris, Hidesy's Clipart, and PartyHead Graphics.

Contact Information

Email: littlemindsatworkLLC@gmail.com

Website: www.littlemindsatwork.org

Store: <http://www.teacherspayteachers.com/Store/Tara-West>